

QUARTERLY PHYSICAL REPORT OF OPERATION
As of 2018 December 31

Department: Department of Agriculture (DA)
 Appropriations: Current Year Appropriations
 Agency: Philippine Carabao Center
 Operating Unit: N/A
 Organization Code (UACS): 050100000000
 Report Status: SUBMITTED

Particulars	UACS CODE	Physical Targets					Physical Accomplishments					Variance as of December 31 2018	Remarks
		1st Quarter	2nd Quarter	3rd Quarter	4th Quarter	Total	1st Quarter	2nd Quarter	3rd Quarter	4th Quarter	Total		
1	2	3	4	5	6	7=(3+4+5+6)	8	9	10	11	12=(8+9+10+11)	13	14
Part A													
I. Operations													
OO : Carabao-based enterprises enhanced													
NATIONAL CARABAO DEVELOPMENT PROGRAM	3101000000000000												
Outcome Indicators													
1. Percentage increase in the number of clients of genetically improved buffaloes (crossbred owners)		1.10%	1.50%	1.7%	5.70%	10% annually	1.12%	1.51%	1.81%	5.73%	10.17%	0.17%	
2. Percentage increase in the family income from dairy carabao-based enterprises (among value-chain players)					20%	20%				20%	20%	0%	
3. Percentage of technology adopters/users					10%	20% in 3 years				10%	10%	0%	
Output Indicators													
1. Percentage increase in the number of clients directly provided with production support services					5%	5%				5.2%	5.2%	0.2%	130,717 clients
2. Percentage of clients who rated the goods and services delivered as satisfactory or better					95%	95%				96.33%	96.33%	1.33%	
3. Percentage of requests for technical assistance responded to within 3 days					95%	95%				96.89%	96.89%	1.89%	

Particulars	UACS CODE	Physical Targets					Physical Accomplishments					Variance as of December 31 2018	Remarks
		1st Quarter	2nd Quarter	3rd Quarter	4th Quarter	Total	1st Quarter	2nd Quarter	3rd Quarter	4th Quarter	Total		
1	2	3	4	5	6	7=(3+4+5+6)	8	9	10	11	12=(8+9+10+11)	13	14
4. Number of technologies developed or improved					10	10				10	10	0	


Prepared By:


ALVIN DAVID

Planning Services Head/Planning Officer

Date: 15/Jan/2019

In coordination with:


FULGENCIO, AIMEE

Financial Services Head/Budget Officer

Date: 15/Jan/2019

Approved By:


ARNEL DEL BARRIO

Agency Head/Department Secretary

Date: 15/Jan/2019

This report was generated using the Unified Reporting System on 15/01/2019 17:39

QUARTERLY PHYSICAL REPORT OF OPERATION
As of 2018 December 31

Department: Department of Agriculture (DA)
 Appropriations: Current Year Appropriations
 Agency: Philippine Carabao Center
 Operating Unit: N/A
 Organization Code (UACS): 050100000000
 Report Status: SUBMITTED

Particulars	UACS CODE	Physical Targets					Physical Accomplishments					Variance as of December 31 2018	Remarks
		1st Quarter	2nd Quarter	3rd Quarter	4th Quarter	Total	1st Quarter	2nd Quarter	3rd Quarter	4th Quarter	Total		
1	2	3	4	5	6	7=(3+4+5+6)	8	9	10	11	12=(8+9+10+11)	13	14
Part A													
I. Operations													
OO : Carabao-based enterprises enhanced													
NATIONAL CARABAO DEVELOPMENT PROGRAM	3101000000000000												
Outcome Indicators													
1. Percentage increase in the number of clients of genetically improved buffaloes (crossbred owners)		1.10%	1.50%	1.7%	5.70%	10% annually	1.12%	1.51%	1.81%	5.73%	10.17%	0.17%	
2. Percentage increase in the family income from dairy carabao-based enterprises (among value-chain players)					20%	20%				20%	20%	0%	
3. Percentage of technology adopters/users					10%	20% in 3 years				10%	10%	0%	
Output Indicators													
1. Percentage increase in the number of clients directly provided with production support services					5%	5%				5.2%	5.2%	0.2%	130,717 clients
2. Percentage of clients who rated the goods and services delivered as satisfactory or better					95%	95%				96.33%	96.33%	1.33%	
3. Percentage of requests for technical assistance responded to within 3 days					95%	95%				96.89%	96.89%	1.89%	

Particulars	UACS CODE	Physical Targets					Physical Accomplishments					Variance as of December 31 2018	Remarks
		1st Quarter	2nd Quarter	3rd Quarter	4th Quarter	Total	1st Quarter	2nd Quarter	3rd Quarter	4th Quarter	Total		
1	2	3	4	5	6	7=(3+4+5+6)	8	9	10	11	12=(8+9+10+11)	13	14
4. Number of technologies developed or improved					10	10				10	10	0	

Prepared By:


ALVIN DAVID

Planning Services Head/Planning Officer

Date: 15/Jan/2019

In coordination with:


FULGENCIO, AIMEE

Financial Services Head/Budget Officer

Date: 15/Jan/2019

Approved By:


ARNEL DEL BARRIO

Agency Head/Department Secretary

Date: 15/Jan/2019

This report was generated using the Unified Reporting System on 15/01/2019 17:39

QUARTERLY PHYSICAL REPORT OF OPERATION
As of 2018 September 30

Department: Department of Agriculture (DA)
 Appropriations: Current Year Appropriations
 Agency: Philippine Carabao Center
 Operating Unit: N/A
 Organization Code (UACS): 050100000000
 Report Status: SUBMITTED

Particulars	UACS CODE	Physical Targets					Physical Accomplishments					Variance as of September 30 2018	Remarks
		1st Quarter	2nd Quarter	3rd Quarter	4th Quarter	Total	1st Quarter	2nd Quarter	3rd Quarter	4th Quarter	Total		
1	2	3	4	5	6	7=(3+4+5+6)	8	9	10	11	12=(8+9+10+11)	13	14
Part A													
I. Operations													
OO : Carabao-based enterprises enhanced													
NATIONAL CARABAO DEVELOPMENT PROGRAM	3101000000000000												
Outcome Indicators													
1. Percentage increase in the number of clients of genetically improved buffaloes (crossbred owners)		1.10%	1.50%	1.7%	5.70%	10% annually	1.12%	1.51%	1.81%			0.11%	
2. Percentage increase in the family income from dairy carabao-based enterprises (among value-chain players)					20%	20%							
3. Percentage of technology adopters/users					10%	20% in 3 years							
Output Indicators													
1. Percentage increase in the number of clients directly provided with production support services					5%	5%							
2. Percentage of clients who rated the goods and services delivered as satisfactory or better					95%	95%							
3. Percentage of requests for technical assistance responded to within 3 days					95%	95%							

Particulars	UACS CODE	Physical Targets					Physical Accomplishments					Variance as of September 30 2018	Remarks
		1st Quarter	2nd Quarter	3rd Quarter	4th Quarter	Total	1st Quarter	2nd Quarter	3rd Quarter	4th Quarter	Total		
1	2	3	4	5	6	7=(3+4+5+6)	8	9	10	11	12=(8+9+10+11)	13	14
4. Number of technologies developed or improved					10	10							

Prepared By:


ALVIN DAVID

Planning Services Head/Planning Officer

Date: 11/Oct/2018

In coordination with:


AIMEE FULGENCIO

Financial Services Head/Budget Officer

Date: 15/Oct/2018

Approved By:


ARNEL DEL BARRIO

Agency Head/Department Secretary

Date: 15/Oct/2018

This report was generated using the Unified Reporting System on 15/10/2018 10:57

QUARTERLY PHYSICAL REPORT OF OPERATION
As of March 31, 2018


Department : Department of Agriculture
Agency : Philippine Carabao Center
Operating Unit :
Organizational Code (UACS) : 050100000000

x Current Year Appropriations
Supplemental Appropriations
Continuing Appropriations
Off-Budget Account


PARTICULARS	UACS CODE	PHYSICAL TARGETS (CY 2017)					PHYSICAL ACCOMPLISHMENTS					Variance for the Quarter ending December 31, 2017	Remarks
		1ST	2ND	3RD	4TH	Total	1ST	2ND	3RD	4TH	Total		
1	2	3	4	5	6	7=(3+4+5+6)	8	9	10	11	12=(8+9+10+11)	13	
PROGRAMS													
MFO 1: Production Support Services													
Beneficiaries directly provided with support facilities		22,000	3,000	34,000	114,000	173,000	35,222				35,222	13,222	
Quality: % of clients who rate the technical advisory service as satisfactory or better			95%		95%	85%							
Timeliness : % of farmers' requests for technical assistance responded to within 3 days			95%		95%	90%							
A. Genetic Improvement Program													
1. Fast Track Dairy Herd Build-up													
a. Semen straws distributed		57,500	57,500	57,500	57,500	230,000	52,814				52,814	(4,686)	
B. Production related R&D													
1. Research facilities													
a. Upgraded		6	6	6	6	6	6				6	-	
b. Maintained		4	4	4	4	4	4				4	-	
2. On-going research projects/studies		37	37	37	37	37	37				37	-	
3. New research projects/studies		5	5	8	5	23	5				5	-	
4. Completed researches		5	5	5	5	20	5				5	-	
5. ICT													
a. Info/database system developed		6	6	6	6	6	6				6	-	
b. ICT facilities maintained		3	3	3	3	3	3				3	-	
1.2 Market Development Services													
Increase in no. of organized groups engaged in carabao-based enterprises from previous year													
Increase in sales of carabao-based products													
OUTPUT INDICATORS													
Organized groups provided with marketing assistance		190	190	190	190	190	187				189	(3)	
INPUT INDICATORS													
Provision of relevant measures to strengthen organization and marketing capacities of coops and farmer groups to engaged in viable carabao-based enterprises													
A. Farmer-cooperatives/groups maintained													
1. volume of carabao based products traded		819,223	712,367	569,894	1,136,550	3,238,034	549,105				549,105.35	(270,118)	
2. value of carabao based products sold		47,292,009	41,123,486	32,898,789	84,303,147	205,617,431	41,666,224				41,666,223.78	(5,625,785)	
B. Farmers/group members directly benefitted													
		4,142	4,142	4,142	4,142	4,142	4,865				4,757	723	

PARTICULARS	UACS CODE	PHYSICAL TARGETS (CY 2017)					PHYSICAL ACCOMPLISHMENTS					Variance for the Quarter ending December 31, 2017	Remarks
		1ST	2ND	3RD	4TH	Total	1ST	2ND	3RD	4TH	Total		
1	2	3	4	5	6	7=(3+4+5+6)	8	9	10	11	12=(8+9+10+11)	13	
1.3 Extension Support, Education and Training Services													
<i>Increase in no. of trainees/clients</i>													
OUTPUT INDICATORS													
A. Participants trained													
1. Farmers		1,603	3,201	4,800	6,401	16,005	2,726				2,726	1,123	
2. Extension personnel		100	100	100	100	400	102				102	2	
Quantity: No. of individuals trained		1,703	3,301	4,900	6,501	16,405	2,828				2,828	1,125	
Quality: % of training courses attendees who rate the training as good or better					85%	85%					95%		
Timeliness: % of training completed as scheduled					90%	90%					94%		
B. Adoption rate													
1. Training					88%	88%							
2. Technology demonstration					82%	82%					94%		
											93%		
1.4 Other Infrastructure & PostHarvest Development Services													
A. Post Harvest Facilities		2	2	2	2	2	2				2		
B. Bull Farm		1	1	1	1	1	1				1		
1.5: Plans and policies developed, implemented, monitored and evaluated													
A. Evaluation studies conducted					1	1					1		
B. Policy Formulation and Advocacy Services													
a. Plans, Programs and projects approved and endorsed				2	2	4							
b. Stakeholders/public consultations and workshops conducted		1	1	1	1	4	1				1		

Prepared by:


LIZA G. BATTAD
 Chief, PIMD

Approved by:


ARNEL NADEL BARRIO
 Executive Director

PART B

QUARTERLY PHYSICAL REPORT OF OPERATION
As of March 31, 2018

BAR 1

Department : Department of Agriculture
Agency : Philippine Carabao Center
Operating Unit :
Organizational Code (UACS) : 050100000000

x
Current Year Appropriations
Supplemental Appropriations
Continuing Appropriations
Off-Budget Account

PARTICULARS	UACS CODE	PHYSICAL TARGETS (CY 2017)					PHYSICAL ACCOMPLISHMENTS					Variance for the Quarter ending December 31, 2017	p
		1ST	2ND	3RD	4TH	Total	1ST	2ND	3RD	4TH	Total		
1	2	3	4	5	6	7=(3+4+5+6)	8	9	10	11	12=(8+9+10+11)	13	
PROGRAMS													
Poverty Reduction and Empowerment of the Poor and Vulnerable KRA2													
Beneficiaries directly provided with support facilities		13,669	31,216	53,994	91,121	190,000	35,222				35,222.0	13,222	
Quality: % of clients who rate the technical advisory service as satisfactory or better			85%		85%	85%					0.00%		
Timeliness : % of farmers' requests for technical assistance responded to within 3 days			90%		90%	90%					0.00%		
A. Genetic Improvement Program													
1. Fast Track Dairy Herd Build-up													
a. Semen straws distributed		57,500	57,500	57,500	57,500	230,000	52,814				52,814	(4,686)	
B. Production related R&D													
1. Research facilities													
a. Upgraded		6	6	6	6	6	6				6		
b. Maintained		4	4	4	4	4	4				4		
2. On-going research projects/studies		37	37	37	37	37	37				37		
3. New research projects/studies		5	5	8	5	23	5				5		
4. Completed researches		5	5	5	5	20	6				5		
5. ICT													
a. Info/database system developed		6	6	6	6	6	6				6		
b. ICT facilities maintained		3	3	3	3	3	3				3		
1.2 Market Development Services													
Increase in no. of organized groups engaged in carabao-based enterprises from previous year													
Increase in sales of carabao-based products													


PARTICULARS	UACS CODE	PHYSICAL TARGETS (CY 2017)					PHYSICAL ACCOMPLISHMENTS					Variance for the Quarter ending December 31, 2017	P
		1ST	2ND	3RD	4TH	Total	1ST	2ND	3RD	4TH	Total		
1	2	3	4	5	6	7=(3+4+5+6)	8	9	10	11	12=(8+9+10+11)	13	
OUTPUT INDICATORS													
Organized groups provided with marketing assistance		189	189	189	189	189	187				189	(3)	
INPUT INDICATORS													
Provision of relevant measures to strengthen organization and marketing capacities of coops and farmer groups to engaged in viable carabao-based enterprises													
A. Farmer-cooperatives/groups maintained													
1. volume of carabao based products traded		563,958	1,038,869	742,049	623,322	2,968,198	549,105				549,105	(270,118)	
2. value of carabao based products sold		32,556,093	59,971,751	42,836,965	35,983,051	171,347,860	41,666,224				41,666,224	(5,625,785)	
B. Farmers/group members directly benefitted		4,142	4,142	4,142	4,142	4,215	4,865				4,757	723	
0													
1.3 Extension Support, Education and Training Services													
Increase in no. of trainees/clients													
OUTPUT INDICATORS													
A. Participants trained													
1. Farmers		1,363	2,721	4,081	5,442	13,607	2,726				2,726	1,123	
2. Extension personnel		100	100	100	100	400	102				102	2	
Quantity: No. of individuals trained		1,463	2,821	4,181	5,542	14,007	2,828				2,828	1,125	
Quality : % of training courses attendees who rate the training as good or better						85%					95%		
Timeliness : % of training completed as scheduled						90%					94%		
B. Adoption rate													
1. Training					1	88%							
2. Technology demonstration					1	88%					94%		
											93%		
1.4 Other Infrastructure & PostHarvest Development Services													
A. Post Harvest Facilities													
B. Bull Farm		2	2	2	2	2	2				2		
		1	1	1	1	1	1				1		

PARTICULARS	UACS CODE	PHYSICAL TARGETS (CY 2017)					PHYSICAL ACCOMPLISHMENTS					Variance for the Quarter ending December 31, 2017	P
		1ST	2ND	3RD	4TH	Total	1ST	2ND	3RD	4TH	Total		
1	2	3	4	5	6	7=(3+4+5+6)	8	9	10	11	12=(8+9+10+11)	13	
1.5: Plans and policies developed, implemented, monitored and evaluated													
A. Evaluation studies conducted					2	2	-				2		
B. Policy Formulation and Advocacy Services													
a. Plans, Programs and projects approved and endorsed				2	2	4							
b. Stakeholders'/public consultations and workshops conducted		1	1	1	1	4	1				1		

Prepared by:


LIZA G. BATTAD

Approved by:


ARNEL N. DEL BARRIO
Executive Director

QUARTERLY PHYSICAL REPORT OF OPERATION
As of 2018 June 30

Department: Department of Agriculture (DA)
 Appropriations: Current Year Appropriations
 Agency: Philippine Carabao Center
 Operating Unit: N/A
 Organization Code (UACS): 050100000000
 Report Status: SUBMITTED

Particulars	UACS CODE	Physical Targets					Physical Accomplishments					Variance as of June 30 2018	Remarks
		1st Quarter	2nd Quarter	3rd Quarter	4th Quarter	Total	1st Quarter	2nd Quarter	3rd Quarter	4th Quarter	Total		
1	2	3	4	5	6	7= (3+4+5+6)	8	9	10	11	12= (8+9+10+11)	13	14
Part A													
I. Operations													
OO : Carabao-based enterprises enhanced													
NATIONAL CARABAO DEVELOPMENT PROGRAM	3101000000000000												
Outcome Indicators													
1. Percentage increase in the number of clients of genetically improved buffaloes (crossbred owners)		1.10%	1.50%	1.7%	5.70%	10% annually	1.12%	1.51%				0.01%	
2. Percentage increase in the family income from dairy carabao-based enterprises (among value-chain players)					20%	20%							
3. Percentage of technology adopters/users					10%	20% in 3 years							
Output Indicators													
1. Percentage increase in the number of clients directly provided with production support services					5%	5%							
2. Percentage of clients who rated the goods and services delivered as satisfactory or better					95%	95%							
3. Percentage of requests for technical assistance responded to within 3 days					95%	95%							

Particulars	UACS CODE	Physical Targets					Physical Accomplishments					Variance as of June 30 2018	Remarks
		1st Quarter	2nd Quarter	3rd Quarter	4th Quarter	Total	1st Quarter	2nd Quarter	3rd Quarter	4th Quarter	Total		
1	2	3	4	5	6	7= (3+4+5+6)	8	9	10	11	12= (8+9+10+11)	13	14
4. Number of technologies developed or improved					10	10							

Prepared By:


 ALVIN DAVID

Planning Services Head/Planning Officer

Date: 04/Jul/2018

In coordination with:


 AIMEE FULGENCIO

Financial Services Head/Budget Officer

Date: 11/Jul/2018

Approved By:


 ARNEL DEL BARRIO

Agency Head/Department Secretary

Date: 11/Jul/2018

This report was generated using the Unified Reporting System on 12/07/2018 14:30

Receiving copy



PHILIPPINE CARABAO CENTER
ISO 9001:2008 | ISO 14001 | OHSAS 18001

Philippine Carabao Center
Office of the Executive Director



Control No: PCC180706033603
Date: 07-06-2018 | 9:36 am

DEPARTMENT OF AGRICULTURE
PLANNING SERVICE
RECEIVED
06 JUL 2018
Jan

Reference No: 04-587-2018

July 5, 2018

DIR. CARLOS L. MAGNAYE

Acting Director, Planning and Monitoring Service
Department of Agriculture
Elliptical Road, Diliman
Quezon City 1100, Philippines

Dear Director Magnaye:

This is to kindly submit the Budget Accountability Report (BAR No. 1) for the 2nd Quarter of 2018. This is in accordance to the COA-DBM Joint Circular 2014-1 dated July 2, 2014.

We hope that you find this submission complete and proper. Kindly acknowledge the receipt thereof.

Thank you.

Very truly yours,

ARNEL N. DEL BARRIO
Executive Director III

PART B

QUARTERLY PHYSICAL REPORT OF OPERATION
As of June 30, 2018


BAR 1

Department : Department of Agriculture
Agency : Philippine Carabao Center
Operating Unit :
Organizational Code (UACS) : 050100000000

x
Current Year Appropriations
Supplemental Appropriations
Continuing Appropriations
Off-Budget Account

PARTICULARS	UACS CODE	PHYSICAL TARGETS (CY 2018)					PHYSICAL ACCOMPLISHMENTS					Variance for the Quarter ending June 30, 2018	Remarks
		1ST	2ND	3RD	4TH	Total	1ST	2ND	3RD	4TH	Total		
1	2	3	4	5	6	7=(3+4+5+6)	8	9	10	11	12=(8+9+10+11)	13	
PROGRAMS													
MFO 1: Production Support Services													
Beneficiaries directly provided with support facilities		22,000	30,000	34,000	114,000	200,000	35,222	68,138			103,360	38,138	
Quality: % of clients who rate the technical advisory service as satisfactory or better					95%	85%							
Timeliness: % of farmers' requests for technical assistance responded to within 3 days					95%	90%							
A. Genetic Improvement Program													
1. Fast Track Dairy Herd Build-up													
a. Semen straws distributed		57,500	57,500	57,500	57,500	230,000	52,814	41,856			94,670	(15,644)	
B. Production related R&D													
1. Research facilities													
a. Upgraded		6	6	6	6	6	6	6			6	6	
b. Maintained		4	4	4	4	4	4	4			4	4	
2. On-going research projects/studies		37	37	37	37	37	37	37			37	37	
3. New research projects/studies		5	5	8	5	23	5	5			10	10	
4. Completed researches		5	5	5	5	20	5	5			10	10	
5. ICT													
a. Info/database system developed		7	7	7	7	7	6	7			6	6	
b. ICT facilities maintained		3	3	3	3	3	3	3			3	3	
1.2 Market Development Services													
<i>Increase in no. of organized groups engaged in carabao-based enterprises from previous year</i>													
<i>Increase in sales of carabao-based products</i>													
OUTPUT INDICATORS													
Organized groups provided with marketing assistance		190	190	190	190	190	187	190			190		
INPUT INDICATORS													
<i>Provision of relevant measures to strengthen organization and marketing capacities of coops and farmer groups to engaged in viable carabao-based enterprises</i>													
A. Farmer-cooperatives/groups maintained													
1. volume of carabao based products traded		819,223	712,367	569,894	1,460,353	3,561,837	549,105	772,809.70			1,321,915.05	60,443	
2. value of carabao based products sold		47,292,009	41,123,486	32,898,789	84,303,147	205,517,431	41,666,224	60,038,590			101,704,814.21	18,915,104	
B. Farmers/group members directly benefitted		4,142	4,142	4,142	4,142	4,142	4,865	4,968			4,968	826	

PARTICULARS	UACS CODE	PHYSICAL TARGETS (CY 2018)					PHYSICAL ACCOMPLISHMENTS					Variance for the Quarter ending June 30, 2018	Remarks
		1ST	2ND	3RD	4TH	Total	1ST	2ND	3RD	4TH	Total		
1	2	3	4	5	6	7=(3+4+5+6)	8	9	10	11	12=(8+9+10+11)	13	
1.3 Extension Support, Education and Training Services													
<i>Increase in no. of trainees/clients</i>													
OUTPUT INDICATORS													
A. Participants trained													
1. Farmers		1,603	3,201	4,800	6,401	16,005	2,726	5,167			7,893	1,966	
2. Extension personnel		100	100	100	100	400	102	25			127	(75)	
Quantity: No. of individuals trained		1,703	3,301	4,900	6,501	16,405	2,828	5,192			8,020	1,891	
Quality: % of training courses attendees who rate the training as good or better					85%	85%					95%		
Timeliness: % of training completed as scheduled					90%	90%					94%		
B. Adoption rate													
1. Training					88%	88%							
2. Technology demonstration					82%	82%					94%		
											93%		
1.4 Other Infrastructure & PostHarvest Development Services													
A. Post Harvest Facilities		2	2	2	2	2	2	2			2		
B. Bull Farm		1	1	1	1	1	1	1			1		
1.5: Plans and policies developed, implemented, monitored and evaluated													
A. Evaluation studies conducted					1	1					1		
B. Policy Formulation and Advocacy Services													
a. Plans, Programs and projects approved and endorsed				2	2	4							
b. Stakeholders'/public consultations and workshops conducted		1	1	1	1	4	1	1			2		

Prepared by:

LIZA G. BATTAD
 Chief, PIMD

Approved by:

ARNAL N. DEL BARRIO
 Executive Director