

SUMMARY OF APPROPRIATIONS, ALLOTMENTS, OBLIGATIONS AND BALANCES BY OBJECT OF EXPENDITURES  
As of the Quarter Ending December 31, 2018

Department: Department of Agriculture (DA)  
Agency: Philippine Carabao Center  
Operating Unit: N/A  
Organization Code (UACS): 05010000000  
Fund Cluster: 01 - Regular Agency Fund

Authorization: 01 - Current Year Appropriations  
Report Status: SUBMITTED

Particulars	UACS CODE	Appropriation			Allotments				Current Year Obligations					Current Year Disbursements					Balances						
		Authorized Appropriation	Adjustments (Transfer To)/From, Realignment	Adjusted Appropriations	Allotments Received	Adjustments (Withdrawal, Realignment)	Transfer To	Transfer From	Adjusted Total Allotments	1st Quarter Ending March 31	2nd Quarter Ending June 30	3rd Quarter Ending Sept. 30	4th Quarter Ending Dec. 31	Total	1st Quarter Ending March 31	2nd Quarter Ending June 30	3rd Quarter Ending Sept. 30	4th Quarter Ending Dec. 31	Total	Unreleased Appropriations	Unobligated Allotment	Unpaid Obligations (15-20) = (23+24)	Net Ytd Due and Demandable		
1	2	3	4	5=(3+4)	6	7	8	9	10=(6)-(7)-(8)-(9)	11	12	13	14	15= (11)-(12)-(13)-(14)	16	17	18	19	20= (16)-(17)-(18)-(19)	21=(15-19)	22=(10-15)	23	24		
I. Agency Specific Budget			(.00)			(.00)																			
Specific Budgets of National Government Agencies	01101101	489,530,000.00		489,530,000.00	489,530,000.00					489,530,000.00	159,844,375.40	112,377,942.85	114,283,143.53	102,685,014.84	489,360,476.62	114,001,808.84	113,514,988.13	119,813,196.35	85,443,880.05	432,853,873.37		169,523.38	25,910,105.03	30,596,498.22	
Personnel Services		107,742,000.00		4,875,000.00	107,742,000.00					4,875,000.00															
Salaries and Wages	501010000	79,113,000.00	(1,279,865.79)	77,833,134.21	79,113,000.00					(1,279,865.79)	77,833,134.21	23,435,315.83	19,555,111.86	19,238,070.60	15,484,836.86	77,713,335.15	22,860,658.10	15,857,933.57	20,613,713.34	17,769,682.03	77,101,987.04	11,999.05	611,348.11	15,857,933.57	
Salaries and Wages - Regular	501010100	79,113,000.00	(1,279,865.79)	77,833,134.21	79,113,000.00					(1,279,865.79)	77,833,134.21	23,435,315.83	19,555,111.86	19,238,070.60	15,484,836.86	77,713,335.15	22,860,658.10	15,857,933.57	20,613,713.34	17,769,682.03	77,101,987.04	11,999.05	611,348.11	15,857,933.57	
Basic Salary - Civilian	501010101	79,113,000.00	(1,279,865.79)	77,833,134.21	79,113,000.00					(1,279,865.79)	77,833,134.21	23,435,315.83	19,555,111.86	19,238,070.60	15,484,836.86	77,713,335.15	22,860,658.10	15,857,933.57	20,613,713.34	17,769,682.03	77,101,987.04	11,999.05	611,348.11	15,857,933.57	
Other Compensation	501020000	27,213,000.00	5,982,161.13	33,175,161.13	27,213,000.00					5,982,161.13	33,175,161.13	2,988,500.00	9,481,115.73	1,814,000.00	18,963,545.40	33,137,161.13	2,898,500.00	954,772.73	1,265,000.00	1,055,909.09	4,740,681.82			3,984.54	
Personal Economic Relief Allowance (PERA)	501020100	4,800,000.00	(95,923.64)	4,704,076.36	4,800,000.00					(95,923.64)	4,704,076.36	1,465,000.00	314,125.00	314,125.00	448,250.00	314,125.00	1,463,125.00	448,250.00	286,750.00	370,125.00	1,463,125.00			3,984.54	
PERA - Civilian	501020101	4,800,000.00	(95,923.64)	4,704,076.36	4,800,000.00					(95,923.64)	4,704,076.36	1,465,000.00	314,125.00	314,125.00	448,250.00	314,125.00	1,463,125.00	448,250.00	286,750.00	370,125.00	1,463,125.00			3,984.54	
Representation Allowance (RA)	501020200	1,194,000.00		1,463,125.00	1,194,000.00						1,463,125.00	448,250.00	354,500.00	314,125.00	1,463,125.00	448,250.00	286,750.00	358,000.00	370,125.00	1,463,125.00					
Representation Allowance (RA)	501020200	1,194,000.00		1,463,125.00	1,194,000.00						1,463,125.00	448,250.00	354,500.00	314,125.00	1,463,125.00	448,250.00	286,750.00	358,000.00	370,125.00	1,463,125.00					
Transportation Allowance (TA)	501020300	1,194,000.00		1,312,625.00	1,194,000.00						1,312,625.00	421,250.00	328,250.00	301,500.00	261,625.00	1,312,625.00	421,250.00	289,750.00	314,000.00	317,625.00	1,312,625.00				
Transportation Allowance (TA)	501020301	1,194,000.00		1,312,625.00	1,194,000.00						1,312,625.00	421,250.00	328,250.00	301,500.00	261,625.00	1,312,625.00	421,250.00	289,750.00	314,000.00	317,625.00	1,312,625.00				
Clothing/Uniform Allowance	501020400	1,000,000.00		1,140,000.00	1,000,000.00						1,140,000.00	12,000.00	12,000.00	12,000.00	1,140,000.00	1,116,000.00	12,000.00	12,000.00	12,000.00	1,140,000.00					
Clothing/Uniform Allowance - Civilian	501020401	1,000,000.00		1,140,000.00	1,000,000.00						1,140,000.00	12,000.00	12,000.00	12,000.00	1,140,000.00	1,116,000.00	12,000.00	12,000.00	12,000.00	1,140,000.00					
Laundry Allowance (LA)	501020500	258,000.00		258,000.00	258,000.00						258,000.00				258,000.00	226,000.00						32,000.00	226,000.00		
Laundry Allowance - Magna Carta Benefits for Science and Technology under R.A. 8439	501020501	258,000.00		258,000.00	258,000.00						258,000.00				258,000.00	226,000.00						32,000.00	226,000.00		
Hazard Pay (HP)	501021000	3,010,000.00		3,965,806.77	3,010,000.00						3,965,806.77	3,010,000.00			3,965,806.77	3,965,806.77				977,155.77	977,155.77		2,988,651.00		
HP - Magna Carta Benefits for Science and Technology under R.A. 8439	501021004	3,010,000.00		3,965,806.77	3,010,000.00						3,965,806.77	3,010,000.00			3,965,806.77	3,965,806.77				977,155.77	977,155.77		2,988,651.00		
Year End Bonus	501021400	6,592,000.00	(139,815.00)	6,452,185.00	6,592,000.00						6,452,185.00				6,452,185.00	6,452,185.00				6,452,185.00				6,452,185.00	
Bonus - Civilian	501021401	6,592,000.00	(139,815.00)	6,452,185.00	6,592,000.00						6,452,185.00				6,452,185.00	6,452,185.00				6,452,185.00				6,452,185.00	
Cash Gift	501021500	1,000,000.00		975,000.00	1,000,000.00						975,000.00				975,000.00	975,000.00				975,000.00				975,000.00	
Cash Gift - Civilian	501021501	1,000,000.00		975,000.00	1,000,000.00						975,000.00				975,000.00	975,000.00				975,000.00				975,000.00	
Other Bonuses and Allowances	501028000	8,165,000.00		12,884,343.00	8,165,000.00						12,884,343.00	564,000.00	6,442,843.00		5,851,500.00	12,858,343.00	564,000.00	6,442,843.00		5,464,776.24	12,471,619.24	6,000.00	386,723.76	386,723.76	
Collective Negotiation Agreement Incentive - Civilian	501029011			4,875,000.00	4,875,000.00						4,875,000.00				4,875,000.00	4,875,000.00				4,488,276.24	4,488,276.24				
Productivity Enhancement Incentive - Civilian	501029012	1,000,000.00	(23,500.00)	976,500.00	1,000,000.00						976,500.00				976,500.00	976,500.00				976,500.00				976,500.00	
Mid-Year Bonus - Civilian	501029036	6,662,000.00	(149,157.00)	6,442,843.00	6,592,000.00						6,442,843.00	6,442,843.00			6,442,843.00	6,442,843.00				6,442,843.00				6,442,843.00	
Anniversary Bonus - Civilian	501029938	573,000.00	(3,000.00)	570,000.00	573,000.00						570,000.00	564,000.00			564,000.00	564,000.00				564,000.00				564,000.00	
Personal Benefit Contributions	501030000	1,178,000.00		1,357,379.23	1,178,000.00						1,357,379.23	411,259.62	335,680.85	327,770.21	282,269.96	1,356,980.34	411,259.62	264,953.25	354,109.53	326,259.05	1,356,581.45		6,000.00	398.89	398.89
Pay-IBG Contributions	501030200	241,000.00	(3,138.30)	237,861.70	241,000.00						237,861.70	73,300.00	59,900.00	58,400.00	46,261.70	237,861.70	73,300.00	46,500.00	63,900.00	54,161.70	237,861.70				
Pay-IBG - Civilian	501030201	241,000.00	(3,138.30)	237,861.70	241,000.00						237,861.70	73,300.00	59,900.00	58,400.00	46,261.70	237,861.70	73,300.00	46,500.00	63,900.00	54,161.70	237,861.70				
PhilHealth Contributions	501030300	696,000.00		882,317.53	696,000.00						882,317.53	266,859.62	222,480.85	217,470.21	175,108.18	881,918.64	266,859.62	176,353.25	235,000.53	203,297.35	881,519.75		398.89	398.89	
PhilHealth - Civilian	501030301	696,000.00		882,317.53	696,000.00						882,317.53	266,859.62	222,480.85	217,470.21	175,108.18	881,918.64	266,859.62	176,353.25	235,000.53	203,297.35	881,519.75		398.89	398.89	
PHHealth - Civilian	501030301	696,000.00		882,317.53	696,000.00						882,317.53	266,859.62	222,480.85	217,470.21	175,108.18	881,918.64	266,859.62	176,353.25	235,000.53	203,297.35	881,519.75		398.89	398.89	
Employees Compensation Insurance Premiums (ECIP)	501030400	241,000.00	(3,800.00)	237,200.00	241,000.00						237,200.00	71,100.00	53,300.00	51,900.00	60,900.00	237,200.00	71,100.00	42,100.00	55,200.00	68,800.00	237,200.00				
ECIP - Civilian	501030401	241,000.00	(3,800.00)	237,200.00	241,000.00						237,200.00	71,100.00	53,300.00	51,900.00	60,900.00	237,200.00	71,100.00	42,100.00	55,200.00	68,800.00	237,200.00				
Other Personnel Benefits	501040000	238,000.00		13,125.43	238,000.00						13,125.43				240,000.00	240,000.00					11,125.43	240,000.00			
Other Personnel Benefits	501040000	238,000.00		13,125.43	238,000.00						13,125.43				240,000.00	240,000.00					11,125.43	240,000.00			
Other Personnel Benefits	501049000	238,000.00		13,125.43	238,000.00						13,125.43				240,000.00	240,000.00					11,125.43	240,000.00			
Lump-sum for Step Increments - Length of Service	501																								



Particulars	UACS CODE	CURRENT YEAR COMPARISON							CURRENT YEAR COMPARISON							CURRENT YEAR COMPARISON							BALANCES			
		Authorized Appropriation	Adjustments (Transfer To/From, Realignm)	Adjusted Appropriations	Allotments Received	Adjustments (Withdrawal, Realignm)	Transfer To	Transfer From	Adjusted Total Allotments	1st Quarter Ending March 31	2nd Quarter Ending June 30	3rd Quarter Ending Sept. 30	4th Quarter Ending Dec. 31	Total	1st Quarter Ending March 31	2nd Quarter Ending June 30	3rd Quarter Ending Sept. 30	4th Quarter Ending Dec. 31	Total	Unreleased Appropriations	Unobligated Allotment	Unpaid Obligations (15-20) = (23+24)	Not Yet Due and Demandable			
1	2	3	4	5(=3+4)	6	7	8	9	10(=6+7+8+9)	11	12	13	14	15(=11+12+13+14)	16	17	18	19	20(=16+17+18+19)	21(=5-10)	22(=10-15)	23	24			
Electricity Expenses	502040200	16,380,000.00	859,408.76	17,239,408.76	16,380,000.00	859,408.76			17,239,408.76	4,992,144.41	4,122,298.83	3,987,009.21	3,547,956.31	17,239,408.76	4,227,944.41	5,169,199.29	3,989,093.89	3,524,906.63	17,211,103.92			16,641.04	11,663.80			
Communication Expenses	502050300	6,039,000.00	5,205,950.90	5,205,950.90	6,039,000.00	(833,049.10)			5,205,950.90	1,849,042.55	1,322,427.96	1,751,013.30	483,407.09	5,205,950.90	1,528,032.86	1,613,748.17	1,574,967.98	1,528,032.86	5,128,809.00			68,509.91	7,831.99			
Postage and Courier Services	502050100	653,000.00	(248,497.45)	404,502.55	653,000.00	(248,497.45)			404,502.55	223,912.97	119,432.00	107,479.00	(46,321.42)	404,502.55	141,012.97	201,212.00	108,599.00	(46,829.42)	403,994.55			508.00	508.00			
Postage and Courier Services	502050100	653,000.00	(248,497.45)	404,502.55	653,000.00	(248,497.45)			404,502.55	223,912.97	119,432.00	107,479.00	(46,321.42)	404,502.55	141,012.97	201,212.00	108,599.00	(46,829.42)	403,994.55			508.00	508.00			
Telephone Expenses	502050200	3,080,000.00	(305,311.37)	2,774,688.63	3,080,000.00	(305,311.37)			2,774,688.63	968,462.18	695,745.60	923,710.24	156,170.00	2,774,688.63	704,282.57	946,264.82	924,122.57	114,782.72	2,689,452.86			54,635.77	54,635.77			
Mobile	502050201	2,626,000.00	(302,331.18)	2,323,668.82	2,626,000.00	(302,331.18)			2,323,668.82	793,925.51	605,745.60	818,006.26	143,485.57	2,323,668.82	686,225.51	740,168.48	817,543.38	102,079.88	2,268,033.66			54,635.77	54,635.77			
Landline	502050202	454,000.00	(32,980.19)	421,019.81	454,000.00	(32,980.19)			421,019.81	174,536.67	128,994.12	105,703.98	12,685.04	421,019.81	96,057.24	206,996.34	106,579.19	12,685.04	421,019.81							
Internet Subscription Expenses	502050300	2,209,000.00	(221,840.28)	1,987,159.72	2,209,000.00	(221,840.28)			1,987,159.72	420,667.40	489,250.38	701,824.06	373,617.90	1,987,159.72	382,737.14	511,991.14	563,026.60	506,406.71	1,964,181.81			13,366.14	7,831.99			
Internal Subscription Expenses	502050300	2,209,000.00	(221,840.28)	1,987,159.72	2,209,000.00	(221,840.28)			1,987,159.72	420,667.40	489,250.38	701,824.06	373,617.90	1,987,159.72	382,737.14	511,991.14	563,026.60	506,406.71	1,964,181.81			13,366.14	7,831.99			
Cable, Satellite, Telegraph and Radio Expenses	502050400	97,000.00	(25,000.00)	72,000.00	97,000.00	(25,000.00)			72,000.00	36,000.00	18,000.00	18,000.00		72,000.00	54,000.00	18,000.00	5,000.00	37,000.00								
Cable, Satellite, Telegraph and Radio Expenses	502050400	97,000.00	(25,000.00)	72,000.00	97,000.00	(25,000.00)			72,000.00	36,000.00	18,000.00	18,000.00		72,000.00	54,000.00	18,000.00	5,000.00	37,000.00								
Awards/Rewards and Prizes	502060000	880,000.00	(493,180.00)	386,820.00	880,000.00	(493,180.00)			386,820.00	121,000.00	220,820.00	48,000.00		386,820.00	101,000.00	240,820.00	48,000.00		386,820.00							
Awards/Rewards Expenses	502060100	310,000.00	(100,000.00)	210,000.00	310,000.00	(100,000.00)			210,000.00	210,000.00	185,000.00	28,000.00		210,000.00	210,000.00	185,000.00	28,000.00		210,000.00							
Rewards and Incentives	502060102	310,000.00	(100,000.00)	210,000.00	310,000.00	(100,000.00)			210,000.00	210,000.00	185,000.00	28,000.00		210,000.00	210,000.00	185,000.00	28,000.00		210,000.00							
Prizes	502060200	570,000.00	(393,180.00)	176,820.00	570,000.00	(393,180.00)			176,820.00	121,000.00	35,820.00	20,000.00		176,820.00	101,000.00	185,820.00	20,000.00		176,820.00							
Prizes	502060200	570,000.00	(393,180.00)	176,820.00	570,000.00	(393,180.00)			176,820.00	121,000.00	35,820.00	20,000.00		176,820.00	101,000.00	185,820.00	20,000.00		176,820.00							
Confidential, Intelligence and Extraordinary Expenses	502100000	118,000.00	(72,000.00)	46,000.00	118,000.00	(72,000.00)			46,000.00		21,000.00		25,000.00	46,000.00					46,000.00							
Extraordinary and Miscellaneous Expenses	502100300	118,000.00	(72,000.00)	46,000.00	118,000.00	(72,000.00)			46,000.00		21,000.00		25,000.00	46,000.00					46,000.00							
Extraordinary and Miscellaneous Expenses	502100300	118,000.00	(72,000.00)	46,000.00	118,000.00	(72,000.00)			46,000.00		21,000.00		25,000.00	46,000.00					46,000.00							
Professional Services	502110000	15,464,000.00	(1,633,806.86)	13,830,193.14	15,464,000.00	(1,633,806.86)			13,830,193.14	4,867,284.00	2,376,629.20	3,531,533.27	3,054,947.22	13,830,193.14	3,578,063.36	2,440,373.80	906,712.11	4,126,102.97	11,051,262.24			1,644,640.00	1,184,640.00			
Legal Services	502110100	1,731,000.00	(1,011,864.00)	719,136.00	1,731,000.00	(1,011,864.00)			719,136.00	114,750.00	167,290.00	145,210.00	291,948.00	719,136.00	112,176.00	167,658.50	146,102.10	234,310.00	699,677.00			53,120.00	6,098.30			
Legal Services	502110100	1,731,000.00	(1,011,864.00)	719,136.00	1,731,000.00	(1,011,864.00)			719,136.00	114,750.00	167,290.00	145,210.00	291,948.00	719,136.00	112,176.00	167,658.50	146,102.10	234,310.00	699,677.00			53,120.00	6,098.30			
Consultancy Services	502110300	1,380,000.00	(780,000.00)	600,000.00	1,380,000.00	(780,000.00)			600,000.00		600,000.00			600,000.00					600,000.00				300,000.00			
Consultancy Services	502110300	1,380,000.00	(780,000.00)	600,000.00	1,380,000.00	(780,000.00)			600,000.00		600,000.00			600,000.00					600,000.00				300,000.00			
Other Professional Services	502119900	12,353,000.00	156,197.14	12,511,197.14	12,353,000.00	156,197.14			12,511,197.14	4,752,534.00	1,609,338.28	3,386,323.27	2,763,001.02	12,511,197.14	3,465,887.36	2,177,704.30	660,610.01	3,787,072.87	10,091,274.54			1,541,380.00	875,542.60			
Other Professional Services	502119900	12,353,000.00	156,197.14	12,511,197.14	12,353,000.00	156,197.14			12,511,197.14	4,752,534.00	1,609,338.28	3,386,323.27	2,763,001.02	12,511,197.14	3,465,887.36	2,177,704.30	660,610.01	3,787,072.87	10,091,274.54			1,541,380.00	875,542.60			
General Services	502120000	11,471,000.00	286,642.74	11,757,642.74	11,471,000.00	286,642.74			11,757,642.74	6,621,148.43	1,948,693.93	2,710,946.86	396,893.52	11,757,642.74	3,429,967.76	3,468,475.85	2,911,715.42	2,917,959.08	10,528,908.11			933,195.32	196,389.31			
Janitorial Services	502120200	2,340,000.00	(424,231.60)	1,915,768.40	2,340,000.00	(424,231.60)			1,915,768.40	1,061,914.00	1,566,800.00	838,840.00	(149,485.80)	1,915,768.40	1,915,768.40	1,915,768.40	570,303.00	212,097.40	1,865,544.00			50,224.00				
Janitorial Services	502120200	2,340,000.00	(424,231.60)	1,915,768.40	2,340,000.00	(424,231.60)			1,915,768.40	1,061,914.00	1,566,800.00	838,840.00	(149,485.80)	1,915,768.40	1,915,768.40	1,915,768.40	570,303.00	212,097.40	1,865,544.00			50,224.00				
Security Services	502120300	4,167,000.00	771,791.55	4,938,791.55	4,167,000.00	771,791.55			4,938,791.55	3,799,656.58	530,100.00	882,280.00	26,715.07	4,938,791.55	1,247,013.01	1,566,973.92	1,048,206.36	1,717,013.01	4,565,900.00			229,720.81	145,980.31			
Security Services	502120300	4,167,000.00	771,791.55	4,938,791.55	4,167,000.00	771,791.55			4,938,791.55	3,799,656.58	530,100.00	882,280.00	26,715.07	4,938,791.55	1,247,013.01	1,566,973.92	1,048,206.36	1,717,013.01	4,565,900.00			229,720.81	145,980.31			
Other General Services	502129900	4,964,000.00	(140,917.21)	4,823,082.79	4,964,000.00	(140,917.21)			4,823,082.79	1,759,538.75	1,252,033.00	1,291,826.06	519,894.05	4,823,082.79	1,690,138.75	1,317,073.93	1,298,206.06	(203,995.48)	4,098,423.28			723,474.51	185.00			
Other General Services	502129900	4,964,000.00	(140,917.21)	4,823,082.79	4,964,000.00	(140,917.21)			4,823,082.79	1,759,538.75	1,252,033.00	1,291,826.06	519,894.05	4,823,082.79	1,690,138.75	1,317,073.93	1,298,206.06	(203,995.48)	4,098,423.28			723,474.51	185.00			
Repairs and Maintenance - Buildings and Other Structures	502130000	28,370,000.00	(9,752,975.93)	18,617,024.07	28,370,000.00	(9,752,975.93)			18,617,024.07	4,666,616.20	1,487,698.21	3,616,456.26	6,143,450.37	18,617,024.07	3,020,235.00	3,992,903.66	2,629,136.52	4,301,089.57	14,126,384.74			713,874.00	3,380,849.33			
Repairs and Maintenance - Buildings and Other Structures	502130400	16,977,000.00	(9,420,084.25)	7,556,915.75	16,977,000.00	(9,420,084.25)			7,556,915.75	1,044,787.20	1,810,919.00	1,221,663.32	3,479,547.23	7,556,915.75	605,000.00	1,421,277.00	973,991.80	2,708,367.27	5,708,359.87			876,078.00	973,201.88			
Buildings	502130401	8,799,000.00	(5,844,218.86)	2,954,781.14	8,799,000.00	(5,844,218.86)			2,954,781.14	5,844,218.86	789,287.20	1,099,903.36	2,403,608.57	5,844,218.86	1,205,000.00	1,305,277.00	964,911.00	2								



Particulars	UACS CODE	Appropriation			Allotments					Current Year Obligations					Current Year Usaburements					Balances				
		Authorized Appropriation	Adjustments (Transfer To)/From, Realignment	Adjusted Appropriations	Allotments Received	Adjustments (Withdrawal, Realignment)	Transfer To	Transfer From	Adjusted Total Allotments	1st Quarter Ending March 31	2nd Quarter Ending June 30	3rd Quarter Ending Sept. 30	4th Quarter Ending Dec. 31	Total	1st Quarter Ending March 31	2nd Quarter Ending June 30	3rd Quarter Ending Sept. 30	4th Quarter Ending Dec. 31	Total	Unreleased Appropriations	Unobligated Allotment	Unpaid Obligations (15-20) + (23-24)	Due and Demandable	Not Yet Due and Demandable
1	2	3	4	5=(3+4)	6	7	8	9	10=(8+17)+8+9	11	12	13	14	15=(11+12+13+14)	16	17	18	19	20=(16+17+18+19)	21=(5-10)	22=(10-15)	23	24	
Office Equipment	5080405002	360,000.00		724,000.00	1,084,000.00	360,000.00			1,084,000.00	360,000.00	724,000.00			1,084,000.00	360,000.00	724,000.00			1,084,000.00					
Other Machinery and Equipment	5080405099	13,321,000.00		13,321,000.00	13,321,000.00				13,321,000.00		3,885,000.00	4,402,577.00	5,053,423.00	13,321,000.00		2,520,707.16	1,245,032.17	2,688,164.06	6,453,903.98			3,878,900.04	2,888,195.98	
Furniture, Fixtures and Books Outlay	5080407000	3,719,000.00	(724,000.00)	2,995,000.00	3,719,000.00				(724,000.00)	2,995,000.00	2,970,000.00			2,995,000.00	2,970,000.00				2,995,000.00					
Furniture and Fixtures	5080507001	3,719,000.00	(724,000.00)	2,995,000.00	3,719,000.00				(724,000.00)	2,995,000.00	2,970,000.00			2,995,000.00	2,970,000.00				2,995,000.00					
Biological Assets Outlay	5080500000	13,500,000.00		13,500,000.00	13,500,000.00				13,500,000.00	12,500,000.00				13,500,000.00	12,500,000.00				13,500,000.00			600,000.00	60,000.00	
Bearer Biological Assets Outlay	5080501000	13,500,000.00		13,500,000.00	13,500,000.00				13,500,000.00	12,500,000.00				13,500,000.00	12,500,000.00				13,500,000.00			600,000.00	60,000.00	
Breeding Stocks	5080501001	13,500,000.00		13,500,000.00	13,500,000.00				13,500,000.00	12,500,000.00				13,500,000.00	12,500,000.00				13,500,000.00			600,000.00	60,000.00	
I. Automatic Appropriations																								
Retirement and Life Insurance Premiums	01104102	9,493,000.00		9,493,000.00	9,493,000.00				9,493,000.00	2,813,687.10	2,345,765.50	2,316,345.52	1,854,250.25	9,330,048.37	2,813,687.10	1,923,986.26	2,436,864.16	2,165,510.85	9,330,048.37			162,951.63		
Personnel Services		9,493,000.00		9,493,000.00	9,493,000.00				9,493,000.00	2,813,687.10	2,345,765.50	2,316,345.52	1,854,250.25	9,330,048.37	2,813,687.10	1,923,986.26	2,436,864.16	2,165,510.85	9,330,048.37			162,951.63		
Personnel Benefit Contributions	5010300000	9,493,000.00		9,493,000.00	9,493,000.00				9,493,000.00	2,813,687.10	2,345,765.50	2,316,345.52	1,854,250.25	9,330,048.37	2,813,687.10	1,923,986.26	2,436,864.16	2,165,510.85	9,330,048.37			162,951.63		
Retirement and Life Insurance Premiums	5010301000	9,493,000.00		9,493,000.00	9,493,000.00				9,493,000.00	2,813,687.10	2,345,765.50	2,316,345.52	1,854,250.25	9,330,048.37	2,813,687.10	1,923,986.26	2,436,864.16	2,165,510.85	9,330,048.37			162,951.63		
Retirement and Life Insurance Premiums	5010301000	9,493,000.00		9,493,000.00	9,493,000.00				9,493,000.00	2,813,687.10	2,345,765.50	2,316,345.52	1,854,250.25	9,330,048.37	2,813,687.10	1,923,986.26	2,436,864.16	2,165,510.85	9,330,048.37			162,951.63		
II. Special Purpose Fund																								
Miscellaneous Personnel Benefits Fund																								
Personnel Services	01101406		3,901,457.00	3,901,457.00	3,901,457.00				3,901,457.00					3,875,957.00					3,875,957.00			25,500.00	3,875,957.00	
Other Compensation	5010200000		3,901,457.00	3,901,457.00	3,901,457.00				3,901,457.00					3,875,957.00					3,875,957.00			25,500.00	3,875,957.00	
Laundry Allowance ( LA )	5010206000		258,000.00	258,000.00	258,000.00				258,000.00					232,500.00					232,500.00			25,500.00	232,500.00	
Laundry Allowance - Magna Carta Benefits for Science and Technology under R.A. 8439	5010206003		258,000.00	258,000.00	258,000.00				258,000.00					232,500.00					232,500.00			25,500.00	232,500.00	
Hazard Pay ( HP )	5010211000		3,643,457.00	3,643,457.00	3,643,457.00				3,643,457.00					3,643,457.00					3,643,457.00				3,643,457.00	
HP - Magna Carta Benefits for Science and Technology under R.A. 8439	5010211004		3,643,457.00	3,643,457.00	3,643,457.00				3,643,457.00					3,643,457.00					3,643,457.00				3,643,457.00	
Pension and Gratuity Fund	01101407		3,608,203.00	3,608,203.00	3,608,203.00				3,608,203.00	2,855,736.57	450,911.74	109,806.72	191,743.28	3,608,198.31	2,855,736.57	450,911.74	109,806.72	191,743.28	3,608,198.31			4.69		
Personnel Services			3,608,203.00	3,608,203.00	3,608,203.00				3,608,203.00	2,855,736.57	450,911.74	109,806.72	191,743.28	3,608,198.31	2,855,736.57	450,911.74	109,806.72	191,743.28	3,608,198.31			4.69		
Other Personnel Benefits	5010400000		3,608,203.00	3,608,203.00	3,608,203.00				3,608,203.00	2,855,736.57	450,911.74	109,806.72	191,743.28	3,608,198.31	2,855,736.57	450,911.74	109,806.72	191,743.28	3,608,198.31			4.69		
Terminal Leave Benefits	5010403000		3,608,203.00	3,608,203.00	3,608,203.00				3,608,203.00	2,855,736.57	450,911.74	109,806.72	191,743.28	3,608,198.31	2,855,736.57	450,911.74	109,806.72	191,743.28	3,608,198.31			4.69		
Terminal Leave Benefits - Civilian	5010403001		3,608,203.00	3,608,203.00	3,608,203.00				3,608,203.00	2,855,736.57	450,911.74	109,806.72	191,743.28	3,608,198.31	2,855,736.57	450,911.74	109,806.72	191,743.28	3,608,198.31			4.69		
GRAND TOTAL																								
Grand Total		499,023,000.00	7,509,860.00	506,532,860.00	506,532,860.00				506,532,860.00	165,313,799.07	115,534,620.00	116,709,295.77	108,616,965.37	506,174,660.30	119,751,232.51	115,889,886.13	122,359,867.23	87,791,134.18	445,792,120.05	357,979.70	29,786,062.03	30,596,498.22		

Certified Correct:

FULGENCIO, AIMEE

Agency Budget Officer

Date: 15/Jan/2019

Certified Correct:

RIVERA, CHERRY PEARL

Agency Chief Accountant

Date: 15/Jan/2019

Recommended By:

FULGENCIO, AIMEE

Director, FMS / OIC-AFMD

Date: 15/Jan/2019

Approved By:

DEL BARRIO, ARNEL

Head of Agency or Authorized Representative

Date: 15/Jan/2019

**SUMMARY OF APPROPRIATIONS, ALLOTMENTS, OBLIGATIONS AND BALANCES BY OBJECT OF EXPENDITURES**  
**As of the Quarter Ending September 30, 2018**

Department: Department of Agriculture (DA)  
 Agency: Philippine Carabao Center  
 Operating Unit: N/A  
 Organization Code (UACS): 05010000000  
 Fund Cluster: 01 - Regular Agency Fund

Authorization: 01 - Current Year Appropriations  
 Report Status: SUBMITTED

Particulars	UACS CODE	Appropriation			Allotments			Current Year Obligations							Current Year Disbursements				Balances						
		Authorized Appropriation	Adjustments (Transfer To/From, Realignment)	Adjusted Appropriations	Allotments Received	Adjustments (Withdrawal, Realignment)	Transfer To	Transfer From	Adjusted Total Allotments	1st Quarter Ending March 31	2nd Quarter Ending June 30	3rd Quarter Ending Sept. 30	4th Quarter Ending Dec. 31	Total	1st Quarter Ending March 31	2nd Quarter Ending June 30	3rd Quarter Ending Sept. 30	4th Quarter Ending Dec. 31	Total	Unreleased Appropriations	Unobligated Allotment	Unpaid Obligations (15-26) = (23+24)	Due and Demandable	Not Yet Due and Demandable	
1	2	3	4	5=(3+4)	6	7	8	9	10=(8+(7-9))	11	12	13	14	15=(11+12+13+14)	16	17	18	19	20=(16+17+18+19)	21=(8-10)	22=(10-15)	23	24		
Agency Specific Budget																									
Specific Budgets of National Government Agencies	01101101	488,530,000.00		488,530,000.00	488,530,000.00				488,530,000.00	159,644,375.40	112,737,942.85	114,283,143.53		386,665,461.76	114,081,808.84	113,514,988.13	119,813,196.36		347,409,993.32			102,864,538.22	3,206,581.36	36,048,887.10	
Personnel Services		107,742,000.00	(.00)	107,742,000.00	107,742,000.00		(.00)		107,742,000.00	29,351,906.24	21,379,840.81		77,476,824.50	26,170,417.72	25,183,002.55	22,916,822.87		74,270,243.14			30,265,175.50	3,206,581.36			
Salaries and Wages	5010100000	79,113,000.00	(383,495.13)	78,729,504.87	78,713,000.00				78,729,504.87	23,435,315.83	19,555,111.88		62,228,498.29	22,860,658.10	15,857,933.57	20,613,713.34		59,332,305.01			16,501,006.56	2,896,193.28			
Salaries and Wages - Regular	5010101000	79,113,000.00		78,729,504.87	78,713,000.00				78,729,504.87	23,435,315.83	19,555,111.88		62,228,498.29	22,860,658.10	15,857,933.57	20,613,713.34		59,332,305.01			16,501,006.56	2,896,193.28			
Basic Salary - Civilian	5010101001	79,113,000.00		78,729,504.87	78,713,000.00				78,729,504.87	23,435,315.83	19,555,111.88		62,228,498.29	22,860,658.10	15,857,933.57	20,613,713.34		59,332,305.01			16,501,006.56	2,896,193.28			
Other Compensation	5010200000	27,213,000.00	370,871.00	27,583,871.00	27,213,000.00			370,871.00	27,583,871.00	2,898,500.00	9,461,115.73	1,814,000.00	14,173,815.73	2,898,500.00	9,060,115.73	1,949,000.00		14,173,815.73			16,501,006.56	2,896,193.28			
Personal Emergency Relief Allowance (PERA)	5010201000	4,800,000.00		4,800,000.00	4,800,000.00				4,800,000.00	1,485,000.00	1,218,772.73	1,155,000.00	3,838,772.73	1,485,000.00	954,772.73	1,295,000.00		3,838,772.73			13,907,615.73	266,000.00			
PERA - Civilian	5010201001	4,800,000.00		4,800,000.00	4,800,000.00				4,800,000.00	1,485,000.00	1,218,772.73	1,155,000.00	3,838,772.73	1,485,000.00	954,772.73	1,295,000.00		3,838,772.73			13,907,615.73	266,000.00			
Representation Allowance (RA)	5010202000	1,194,000.00		1,194,000.00	1,194,000.00				1,194,000.00	1,297,500.00	355,250.00	345,500.00	1,149,000.00	448,250.00	299,750.00	358,000.00		1,093,000.00			148,500.00	56,000.00			
Representation Allowance (RA)	5010202001	1,194,000.00		1,194,000.00	1,194,000.00				1,194,000.00	1,297,500.00	355,250.00	345,500.00	1,149,000.00	448,250.00	299,750.00	358,000.00		1,093,000.00			148,500.00	56,000.00			
Transportation Allowance (TA)	5010203000	1,194,000.00		1,194,000.00	1,194,000.00				1,194,000.00	1,297,500.00	421,250.00	301,500.00	1,051,000.00	421,250.00	259,750.00	314,000.00		995,000.00			248,500.00	56,000.00			
Transportation Allowance (TA)	5010203001	1,194,000.00		1,194,000.00	1,194,000.00				1,194,000.00	1,297,500.00	421,250.00	301,500.00	1,051,000.00	421,250.00	259,750.00	314,000.00		995,000.00			248,500.00	56,000.00			
Clothing/Uniform Allowance	5010204000	1,000,000.00		1,000,000.00	1,000,000.00				1,000,000.00	1,132,000.00	421,250.00	328,250.00	1,051,000.00	421,250.00	259,750.00	314,000.00		995,000.00			248,500.00	56,000.00			
Clothing/Uniform Allowance - Civilian	5010204001	1,000,000.00		1,000,000.00	1,000,000.00				1,000,000.00	1,132,000.00	421,250.00	328,250.00	1,051,000.00	421,250.00	259,750.00	314,000.00		995,000.00			248,500.00	56,000.00			
Laundry Allowance (LA)	5010205000	258,000.00		258,000.00	258,000.00				258,000.00	1,132,000.00	1,116,000.00	12,000.00	1,128,000.00					1,128,000.00			4,000.00				
Laundry Allowance - Magna Carta Benefits for Science and Technology under R.A. 8439	5010205001	258,000.00		258,000.00	258,000.00				258,000.00	1,132,000.00	1,116,000.00	12,000.00	1,128,000.00					1,128,000.00			4,000.00				
Hazard Pay (HP)	5010211000	3,010,000.00		3,010,000.00	3,010,000.00				3,010,000.00	1,190,624.13	411,259.62	335,680.85	1,074,710.48	411,259.62	284,953.25	354,109.53		1,054,000.00			3,010,000.00				
HP - Magna Carta Benefits for Science and Technology under R.A. 8439	5010211004	3,010,000.00		3,010,000.00	3,010,000.00				3,010,000.00	1,190,624.13	411,259.62	335,680.85	1,074,710.48	411,259.62	284,953.25	354,109.53		1,054,000.00			3,010,000.00				
Year End Bonus	5010214000	6,592,000.00		6,592,000.00	6,592,000.00				6,592,000.00	2,410,000.00	59,900.00	58,400.00	191,600.00	73,300.00	46,500.00	63,900.00		183,700.00			6,592,000.00				
Bonus - Civilian	5010214001	6,592,000.00		6,592,000.00	6,592,000.00				6,592,000.00	2,410,000.00	59,900.00	58,400.00	191,600.00	73,300.00	46,500.00	63,900.00		183,700.00			6,592,000.00				
Cash Gift	5010215000	1,000,000.00		1,000,000.00	1,000,000.00				1,000,000.00	2,410,000.00	59,900.00	58,400.00	191,600.00	73,300.00	46,500.00	63,900.00		183,700.00			1,000,000.00				
Cash Gift - Civilian	5010215001	1,000,000.00		1,000,000.00	1,000,000.00				1,000,000.00	2,410,000.00	59,900.00	58,400.00	191,600.00	73,300.00	46,500.00	63,900.00		183,700.00			1,000,000.00				
Other Bonuses and Allowances	5010295000	8,165,000.00	31,871.00	8,196,871.00	8,165,000.00	31,871.00			8,196,871.00	584,000.00	6,442,843.00		7,006,843.00	584,000.00	6,442,843.00			7,006,843.00			1,000,000.00				
Productivity Enhancement Incentive - Civilian	5010295012	1,000,000.00		1,000,000.00	1,000,000.00				1,000,000.00																
Mid-Year Bonus - Civilian	5010295036	6,992,000.00	31,871.00	7,023,871.00	6,992,000.00	31,871.00			7,023,871.00	584,000.00	6,442,843.00		7,006,843.00	584,000.00	6,442,843.00			7,006,843.00			1,000,000.00				
Anniversary Bonus - Civilian	5010295038	573,000.00		573,000.00	573,000.00				573,000.00																
Personal Benefit Contributions	5010300000	1,178,000.00	12,624.13	1,190,624.13	1,178,000.00	12,624.13			1,190,624.13	1,190,624.13	411,259.62	335,680.85	327,770.21	1,074,710.48	411,259.62	284,953.25	354,109.53		1,054,000.00			9,000.00			
Pay-IBG Contributions	5010302000	241,000.00		241,000.00	241,000.00				241,000.00	73,300.00	59,900.00	58,400.00	191,600.00	73,300.00	46,500.00	63,900.00		183,700.00			49,400.00		7,900.00		
Pay-IBG - Civilian	5010302001	241,000.00		241,000.00	241,000.00				241,000.00	73,300.00	59,900.00	58,400.00	191,600.00	73,300.00	46,500.00	63,900.00		183,700.00			49,400.00		7,900.00		
PhilHealth Contributions	5010303000	696,000.00	12,624.13	708,624.13	696,000.00	12,624.13			708,624.13	266,859.62	222,480.85	217,470.21	705,810.48	266,859.62	176,353.25	235,009.53		678,222.40			1,813.85		25,688.00		
PhilHealth - Civilian	5010303001	696,000.00	12,624.13	708,624.13	696,000.00	12,624.13			708,624.13	266,859.62	222,480.85	217,470.21	705,810.48	266,859.62	176,353.25	235,009.53		678,222.40			1,813.85		25,688.00		
Employees Compensation Insurance Premiums (ECIP)	5010304000	241,000.00		241,000.00	241,000.00				241,000.00	71,100.00	53,300.00	51,900.00	176,300.00	71,100.00	42,100.00	55,200.00		168,400.00			64,700.00		7,900.00		
ECIP - Civilian	5010304001	241,000.00		241,000.00	241,000.00				241,000.00	71,100.00	53,300.00	51,900.00	176,300.00	71,100.00	42,100.00	55,200.00		168,400.00			64,700.00		7,900.00		
Other Personnel Benefits	5010400000	238,000.00		238,000.00	238,000.00				238,000.00												238,000.00				
Other Personnel Benefits	5010400001	238,000.00		238,000.00	238,000.00				238,000.00												238,000.00				
Lump-sum for Step Increments - Length of Service	5010499010	198,000.00		198,000.00	198,000.00				198,000.00												198,000.00				
Loyalty Award - Civilian	5010499015	40,000.00		40,000.00	40,000.00				40,000.00												40,000.00				
Maintenance and Other Operating Expenses		350,838,000.00		350,838,000.00	350,838,000.00				350,838,000.00	117,063,289.95	79,921,034.61	87,433,575.72	284,017,910.28	72,075,391.12	85,811,276.43	94,619,931.49		252,506,601.04			68,020,989.72		31,51		




Particulars	UACS CODE	Appropriation		Allotments					Current Year Obligations				Current Year Disbursements				Balances							
		Authorized Appropriation	Adjustments (Transfer To/From, Realignment)	Adjusted Appropriations	Adjustments (Withdrawal, Realignment)	Transfer To	Transfer From	Adjusted Total Allotments	1st Quarter Ending March 31	2nd Quarter Ending June 30	3rd Quarter Ending Sept. 30	4th Quarter Ending Dec. 31	Total	1st Quarter Ending March 31	2nd Quarter Ending June 30	3rd Quarter Ending Sept. 30	4th Quarter Ending Dec. 31	Total	Unreleased Appropriations	Unobligated Allotment	Unpaid Obligations (15-20) = (23+24)			
1	2	3	4	5	6	7	8	9	10=(6+7)+8+9	11	12	13	14	15=(11+12+13+14)	16	17	18	19	20=(16+17+18+19)	21=(5-10)	22=(10-15)	23	24	
Postage and Courier Services	5020501000	653,000.00	2,925.00	655,925.00	653,000.00		2,925.00		655,925.00	223,912.97	119,432.00	107,479.00		450,823.97	141,012.97	201,212.00	108,999.00		450,823.97			205,101.03		
Telephone Expenses	5020502000	3,096,000.00	50,851.74	3,130,851.74	3,080,000.00		50,851.74		3,130,851.74	968,462.18	695,745.60	923,710.24		2,587,918.02	704,282.75	946,284.02	924,122.57		2,575,670.14			542,932.74	13,247.88	
Mobile	5020502001	2,636,000.00	50,851.74	2,676,851.74	2,626,000.00		50,851.74		2,676,851.74	793,925.51	567,251.48	818,006.26		2,179,183.25	608,225.51	740,166.48	817,543.38		2,165,933.37			497,608.49	13,247.88	
Landline	5020502002	454,000.00		454,000.00	454,000.00				454,000.00	174,536.67	128,494.12	105,703.98		408,734.77	95,057.24	206,098.34	106,579.19		408,734.77			45,295.23		
Internet Subscription Expenses	5020503000	2,209,000.00	(35,776.74)	2,173,223.26	2,209,000.00		(35,776.74)		2,173,223.26	420,867.40	486,250.36	701,824.06		1,611,741.82	382,737.14	511,991.14	563,026.60		1,457,754.88			561,481.44	153,986.94	
Internet Subscription Expenses	5020503000	2,209,000.00	(35,776.74)	2,173,223.26	2,209,000.00		(35,776.74)		2,173,223.26	420,867.40	486,250.36	701,824.06		1,611,741.82	382,737.14	511,991.14	563,026.60		1,457,754.88			561,481.44	153,986.94	
Cable, Satellite, Telegraph and Radio Expenses	5020504000	97,000.00	(18,000.00)	79,000.00	97,000.00		(18,000.00)		79,000.00	16,000.00	16,000.00	16,000.00		72,000.00					72,000.00			7,000.00		
Cable, Satellite, Telegraph and Radio Expenses	5020504000	97,000.00	(18,000.00)	79,000.00	97,000.00		(18,000.00)		79,000.00	16,000.00	16,000.00	16,000.00		72,000.00					72,000.00			7,000.00		
Awards/Rewards and Prizes	5020600000	880,000.00	36,820.00	916,820.00	880,000.00		36,820.00		916,820.00	121,000.00	220,820.00	45,000.00		386,820.00	101,000.00	54,000.00	18,000.00		386,820.00			7,000.00		
Awards/Rewards and Prizes	5020601000	310,000.00		310,000.00	310,000.00				310,000.00					210,000.00					210,000.00			100,000.00		
Awards/Rewards and Prizes	5020601002	310,000.00		310,000.00	310,000.00				310,000.00					210,000.00					210,000.00			100,000.00		
Awards/Rewards and Prizes	5020602000	570,000.00	36,820.00	606,820.00	570,000.00		36,820.00		606,820.00	121,000.00	35,820.00	20,000.00		176,820.00	101,000.00	55,200.00	20,000.00		176,820.00			430,000.00		
Prizes	5020602000	570,000.00	36,820.00	606,820.00	570,000.00		36,820.00		606,820.00	121,000.00	35,820.00	20,000.00		176,820.00	101,000.00	55,200.00	20,000.00		176,820.00			430,000.00		
Confidential, Intelligence and Extraordinary Expenses	5021000000	118,000.00		118,000.00	118,000.00				118,000.00					21,000.00					21,000.00			97,000.00		
Confidential, Intelligence and Extraordinary Expenses	5021000000	118,000.00		118,000.00	118,000.00				118,000.00					21,000.00					21,000.00			97,000.00		
Extraordinary and Miscellaneous Expenses	5021003000	118,000.00		118,000.00	118,000.00				118,000.00					21,000.00					21,000.00			97,000.00		
Extraordinary and Miscellaneous Expenses	5021003000	118,000.00		118,000.00	118,000.00				118,000.00					21,000.00					21,000.00			97,000.00		
Professional Services	5021100000	15,464,000.00	(1,699,872.14)	13,773,227.86	15,464,000.00		(1,699,872.14)		13,773,227.86	4,897,284.00	2,376,628.25	3,531,533.27		10,775,445.52	3,768,063.36	2,440,373.80	906,712.11		6,252,149.27			2,997,582.34	3,850,296.25	
Legal Services	5021101000	1,731,000.00	(683,800.00)	1,047,200.00	1,731,000.00		(683,800.00)		1,047,200.00	114,790.00	167,290.00	145,210.00		427,290.00	112,176.00	167,689.50	146,102.10		427,290.00			620,150.00	1,302.40	
Legal Services	5021101000	1,731,000.00	(683,800.00)	1,047,200.00	1,731,000.00		(683,800.00)		1,047,200.00	114,790.00	167,290.00	145,210.00		427,290.00	112,176.00	167,689.50	146,102.10		427,290.00			620,150.00	1,302.40	
Consultancy Services	5021103000	1,380,000.00	(149,814.00)	1,230,186.00	1,380,000.00		(149,814.00)		1,230,186.00					600,000.00					600,000.00			630,186.00	405,000.00	
Consultancy Services	5021103002	1,380,000.00	(149,814.00)	1,230,186.00	1,380,000.00		(149,814.00)		1,230,186.00					600,000.00					600,000.00			630,186.00	405,000.00	
Other Professional Services	5021199000	12,353,000.00	(897,558.14)	11,455,441.86	12,353,000.00		(897,558.14)		11,455,441.86	4,752,534.00	1,609,338.25	3,386,323.27		9,746,196.52	3,465,887.36	2,177,734.30	660,910.01		6,384,201.87			1,747,246.34	4,111,807.90	
Other Professional Services	5021199000	12,353,000.00	(897,558.14)	11,455,441.86	12,353,000.00		(897,558.14)		11,455,441.86	4,752,534.00	1,609,338.25	3,386,323.27		9,746,196.52	3,465,887.36	2,177,734.30	660,910.01		6,384,201.87			1,747,246.34	4,111,807.90	
General Services	5021200000	11,471,000.00	1,455,232.48	12,926,232.48	11,471,000.00		1,455,232.48		12,926,232.48	6,621,148.43	1,948,653.93	2,710,946.86		11,280,749.22	3,425,867.76	3,468,475.85	2,911,715.42		13,477,246.34			1,443,993.85	3,474,880.19	
Janitorial Services	5021202000	2,340,000.00	(274,746.00)	2,065,254.00	2,340,000.00		(274,746.00)		2,065,254.00	1,051,914.00	166,500.00	836,840.00		2,065,254.00	498,716.00	594,428.00	570,303.00		2,065,254.00			1,853,447.00	1,474,880.19	
Janitorial Services	5021202000	2,340,000.00	(274,746.00)	2,065,254.00	2,340,000.00		(274,746.00)		2,065,254.00	1,051,914.00	166,500.00	836,840.00		2,065,254.00	498,716.00	594,428.00	570,303.00		2,065,254.00			1,853,447.00	1,474,880.19	
Security Services	5021203000	4,167,000.00	745,076.48	4,912,076.48	4,167,000.00		745,076.48		4,912,076.48	3,789,895.68	530,100.00	682,280.00		4,912,076.48	1,247,013.01	1,559,973.92	1,045,206.36		4,912,076.48			3,848,193.28	4,111,807.90	
Security Services	5021203000	4,167,000.00	745,076.48	4,912,076.48	4,167,000.00		745,076.48		4,912,076.48	3,789,895.68	530,100.00	682,280.00		4,912,076.48	1,247,013.01	1,559,973.92	1,045,206.36		4,912,076.48			3,848,193.28	4,111,807.90	
Other General Services	5021299000	4,964,000.00	984,902.00	5,948,902.00	4,964,000.00		984,902.00		5,948,902.00	1,759,538.75	1,292,053.93	1,291,826.06		4,303,418.74	1,890,136.75	1,317,073.93	1,286,206.36		4,303,418.74			1,645,483.20	1,682,843.19	
Other General Services	5021299009	4,964,000.00	984,902.00	5,948,902.00	4,964,000.00		984,902.00		5,948,902.00	1,759,538.75	1,292,053.93	1,291,826.06		4,303,418.74	1,890,136.75	1,317,073.93	1,286,206.36		4,303,418.74			1,645,483.20	1,682,843.19	
Repairs and Maintenance	5021300000	28,370,000.00	(7,136,186.00)	21,233,814.00	28,370,000.00		(7,136,186.00)		21,233,814.00	10,735,036.64	1,044,787.20	1,810,916.00		4,077,368.82	605,000.00	1,421,277.00	973,991.50		6,057,668.12			1,077,100.02		
Repairs and Maintenance - Buildings and Other Structures	5021304000	8,799,000.00	(2,333,842.33)	6,465,157.67	8,799,000.00		(2,333,842.33)		6,465,157.67	4,465,157.67	589,787.20	1,780,319.00		6,840,261.87	400,000.00	1,302,744.84	698,668.36		9,842,681.07			964,421.00		
Repairs and Maintenance - Buildings and Other Structures	5021304009	8,799,000.00	(2,333,842.33)	6,465,157.67	8,799,000.00		(2,333,842.33)		6,465,157.67	4,465,157.67	589,787.20	1,780,319.00		6,840,261.87	400,000.00	1,302,744.84	698,668.36		9,842,681.07			964,421.00		
Repairs and Maintenance - Machinery and Equipment	5021305000	4,816,000.00	192,922.36	5,008,922.36	4,816,000.00		192,922.36		5,008,922.36	1,646,933.90	1,034,999.89	1,162,630.40		3,846,564.19	330,000.00	127,082.00	75,200.00		3,846,564.19			76,000.00	41,545.00	
Repairs and Maintenance - Machinery and Equipment	5021305002	4,816,000.00	192,922.36	5,008,922.36	4,816,000.00		192,922.36		5,008,922.36	1,646,933.90	1,034,999.89	1,162,630.40		3,846,564.19	330,000.00	127,082.00	75,200.00		3,846,564.19			76,000.00	41,545.00	
Office Equipment	5021306000	606,000.00	43,827.00	649,827.00	606,000.00		43,827.00		649,827.00	737,092.00	79,990.00	116,748.00		937,820.00					937,820.00			24,000.00	21,805.00	
Information and Communication Technology Equipment	5021306003	265,000.00	100,000.00	365,000.00	265,000.00		100,000.00		365,000.00	200,000.00	70,000.00	36,245.00		312,245.00	80,000.00	198,840.00	9,000.00		312,245.00			287,840.00	53,200.00	
Technical and Scientific Equipment																								




Particulars	UACS CODE	Appropriation			Allotments			Current Year Obligations							Current Year Disbursements				Balances					
		Authorized Appropriation	Adjustments (Transfer To/From, Realignment)	Adjusted Appropriations	Allotments Received	Adjustments (Withdrawal, Realignment)	Transfer To	Transfer From	Adjusted Total Allotments	1st Quarter Ending March 31	2nd Quarter Ending June 30	3rd Quarter Ending Sept. 30	4th Quarter Ending Dec. 31	Total	1st Quarter Ending March 31	2nd Quarter Ending June 30	3rd Quarter Ending Sept. 30	4th Quarter Ending Dec. 31	Total	Unreleased Appropriations	Unobligated Allotment	Unpaid Obligations (15-20) = (23+24)		
1	2	3	4	5=(3+4)	6	7	8	9	10=[(8)-(7)+6]	11	12	13	14	15=(11+12+13+14)	16	17	18	19	20=(16+17+18+19)	21=(5-10)	22=(6-15)	23	24	
Breeding Stocks	5060501001	13,500,000.00		13,500,000.00	13,500,000.00				13,500,000.00	12,500,000.00		400,000.00		12,900,000.00	12,500,000.00		400,000.00		12,900,000.00					
I. Automatic Appropriations																								
Retirement and Life Insurance Premiums	01104102	9,493,000.00		9,493,000.00	9,493,000.00				9,493,000.00	2,813,887.10	2,345,765.50	2,316,345.52		7,475,998.12	2,813,887.10	1,923,986.26	2,436,864.16		7,174,537.52			2,017,201.88	301,260.60	
Personnel Services		9,493,000.00		9,493,000.00	9,493,000.00				9,493,000.00	2,813,887.10	2,345,765.50	2,316,345.52		7,475,998.12	2,813,887.10	1,923,986.26	2,436,864.16		7,174,537.52			2,017,201.88	301,260.60	
Personnel Benefit Contributions	5010300000	9,493,000.00		9,493,000.00	9,493,000.00				9,493,000.00	2,813,887.10	2,345,765.50	2,316,345.52		7,475,998.12	2,813,887.10	1,923,986.26	2,436,864.16		7,174,537.52			2,017,201.88	301,260.60	
Retirement and Life Insurance Premiums	5010301000	9,493,000.00		9,493,000.00	9,493,000.00				9,493,000.00	2,813,887.10	2,345,765.50	2,316,345.52		7,475,998.12	2,813,887.10	1,923,986.26	2,436,864.16		7,174,537.52			2,017,201.88	301,260.60	
Retirement and Life Insurance Premiums	5010301000	9,493,000.00		9,493,000.00	9,493,000.00				9,493,000.00	2,813,887.10	2,345,765.50	2,316,345.52		7,475,998.12	2,813,887.10	1,923,986.26	2,436,864.16		7,174,537.52			2,017,201.88	301,260.60	
III. Special Purpose Fund																								
Person and Gratuity Fund																								
Personnel Services	01101407		3,416,458.00	3,416,458.00	3,416,458.00				3,416,458.00	2,855,736.57	450,911.74	109,806.72		3,416,455.03	2,855,736.57	450,911.74	109,806.72		3,416,455.03			2.97		
Other Personnel Benefits			3,416,458.00	3,416,458.00	3,416,458.00				3,416,458.00	2,855,736.57	450,911.74	109,806.72		3,416,455.03	2,855,736.57	450,911.74	109,806.72		3,416,455.03			2.97		
Terminal Leave Benefits	5010403000		3,416,458.00	3,416,458.00	3,416,458.00				3,416,458.00	2,855,736.57	450,911.74	109,806.72		3,416,455.03	2,855,736.57	450,911.74	109,806.72		3,416,455.03			2.97		
Terminal Leave Benefits - Civilian	5010403001		3,416,458.00	3,416,458.00	3,416,458.00				3,416,458.00	2,855,736.57	450,911.74	109,806.72		3,416,455.03	2,855,736.57	450,911.74	109,806.72		3,416,455.03			2.97		
GRAND TOTAL																								
Grand Total		499,023,000.00	3,416,458.00	502,439,458.00	502,439,458.00				502,439,458.00	165,313,799.07	115,534,620.09	116,709,295.77		397,557,714.93	119,751,232.61	115,889,886.13	122,359,887.23		358,000,865.87			104,881,743.07	3,507,841.98	38,048,887.10

Certified Correct:




FULGENCIO, AIMEE T.  
 Agency Budget Officer  
 Date: 15/Oct/2018

Certified Correct:




RIVERA, CHERRY PEARL C.  
 Agency Chief Accountant  
 Date:

Recommended By:



FULGENCIO, AIMEE T.  
 Director, FMS | DIC-AFIMD  
 Date: 15/Oct/2018

Approved By:



DEL BARRIO, ARNEL  
 Head of Agency or Authorized Representative  
 Date: 15/Oct/2018



**SUMMARY OF APPROPRIATIONS, ALLOTMENTS, OBLIGATIONS AND BALANCES BY OBJECT OF EXPENDITURES**  
As of the Quarter Ending June 30, 2018

Department: Department of Agriculture (DA)  
Agency: Philippine Carabao Center  
Operating Unit: N/A  
Organization Code (UACS): 05010000000  
Fund Cluster: 01 - Regular Agency Fund

Authorization: 01 - Current Year Appropriations  
Report Status: SUBMITTED

Particulars	UACS CODE	Appropriation				Allotments				Current Year Obligations				Current Year Disbursements				Balances						
		Authorized Appropriation	Adjustments (Transfer To/From, Realignment)	Adjusted Appropriations	Allotments Received	Adjustments (Withdrawal, Realignment)	Transfer To	Transfer From	Adjusted Total Allotments	1st Quarter Ending March 31	2nd Quarter Ending June 30	3rd Quarter Ending Sept. 30	4th Quarter Ending Dec. 31	Total	1st Quarter Ending March 31	2nd Quarter Ending June 30	3rd Quarter Ending Sept. 30	4th Quarter Ending Dec. 31	Total	Unreleased Appropriations	Unobligated Allotment	Unpaid Obligations (15-20) + (23+24)		
																						Due and Demandable	Not Yet Due and Demandable	
1	2	3	4	5=(3+4)	6	7	8	9	10=(8+(7-8+9))	11	12	13	14	15 (11+(12+13+14))	16	17	18	19	20 (16+(17+18+19))	21=(6-10)	22=(10-16)	23	24	
<b>A. Agency Specific Budget</b>																								
Specific Budgets of National Government Agencies	01101101	489,830,000.00		489,830,000.00	489,830,000.00				489,830,000.00	109,644,375.40	112,737,942.86			272,382,318.25	114,081,808.84	113,514,988.13			227,968,796.97			217,147,681.75	4,743,563.42	40,041,957.89
Personnel Services		107,742,000.00		107,742,000.00	107,742,000.00				107,742,000.00	26,745,075.45	29,351,908.24			56,096,983.69	26,170,417.72	25,183,002.55			51,365,420.27			51,645,016.31	4,743,563.42	
Salaries and Wages	501010000	79,113,000.00	(153,871.00)	78,959,129.00	79,113,000.00				78,959,129.00	23,436,315.83	19,555,111.86			42,990,427.69	22,860,858.10	15,857,933.57			38,718,591.67			35,968,701.31	4,271,836.02	
Salaries and Wages - Regular	501010100	79,113,000.00	(153,871.00)	78,959,129.00	79,113,000.00				78,959,129.00	23,436,315.83	19,555,111.86			42,990,427.69	22,860,858.10	15,857,933.57			38,718,591.67			35,968,701.31	4,271,836.02	
Basic Salary - Civilian	501010101	79,113,000.00	(153,871.00)	78,959,129.00	79,113,000.00				78,959,129.00	23,436,315.83	19,555,111.86			42,990,427.69	22,860,858.10	15,857,933.57			38,718,591.67			35,968,701.31	4,271,836.02	
Other Compensation	501020000	27,213,000.00		27,386,871.00	27,213,000.00				27,386,871.00	2,899,800.00	9,461,115.73			12,359,615.73	2,899,500.00	9,080,115.73			15,007,255.27			4,071,800.00		
Personal Economic Relief Allowance (PERA)	501020100	4,800,000.00		4,800,000.00	4,800,000.00				4,800,000.00	1,485,000.00	1,218,772.73			2,663,772.73	1,485,000.00	954,772.73			2,418,772.73			2,116,227.27		284,000.00
PERA - Civilian	501020101	4,800,000.00		4,800,000.00	4,800,000.00				4,800,000.00	1,485,000.00	1,218,772.73			2,663,772.73	1,485,000.00	954,772.73			2,418,772.73			2,116,227.27		284,000.00
Representation Allowance (RA)	501020200	1,194,000.00		1,194,000.00	1,194,000.00				1,194,000.00	448,250.00	355,250.00			803,500.00	448,250.00	286,750.00			735,000.00			390,500.00		68,500.00
Representation Allowance (RA)	501020200	1,194,000.00		1,194,000.00	1,194,000.00				1,194,000.00	448,250.00	355,250.00			803,500.00	448,250.00	286,750.00			735,000.00			390,500.00		68,500.00
Transportation Allowance (TA)	501020300	1,194,000.00		1,194,000.00	1,194,000.00				1,194,000.00	421,250.00	328,250.00			749,500.00	421,250.00	299,750.00			681,000.00			444,500.00		68,500.00
Transportation Allowance (TA)	501020301	1,194,000.00		1,194,000.00	1,194,000.00				1,194,000.00	421,250.00	328,250.00			749,500.00	421,250.00	299,750.00			681,000.00			444,500.00		68,500.00
Clothing/Uniform Allowance	501020400	1,000,000.00	122,000.00	1,122,000.00	1,000,000.00				1,122,000.00		1,116,000.00			1,116,000.00		1,116,000.00			1,116,000.00			6,000.00		
Clothing/Uniform Allowance - Civilian	501020401	1,000,000.00	122,000.00	1,122,000.00	1,000,000.00				1,122,000.00		1,116,000.00			1,116,000.00		1,116,000.00			1,116,000.00			6,000.00		
Laundry Allowance (LA)	501020800	258,000.00		258,000.00	258,000.00				258,000.00													258,000.00		
Laundry Allowance - Magna Carta Benefits for Science and Technology under R.A. 8439	501020803	258,000.00		258,000.00	258,000.00				258,000.00													258,000.00		
Hazard Pay (HP)	501021100	3,010,000.00		3,010,000.00	3,010,000.00				3,010,000.00													3,010,000.00		
HP - Magna Carta Benefits for Science and Technology under R.A. 8439	501021104	3,010,000.00		3,010,000.00	3,010,000.00				3,010,000.00													3,010,000.00		
Year End Bonus	501021400	6,592,000.00		6,592,000.00	6,592,000.00				6,592,000.00													6,592,000.00		
Bonus - Civilian	501021401	6,592,000.00		6,592,000.00	6,592,000.00				6,592,000.00													6,592,000.00		
Cash Gift	501021500	1,000,000.00		1,000,000.00	1,000,000.00				1,000,000.00													1,000,000.00		
Cash Gift - Civilian	501021501	1,000,000.00		1,000,000.00	1,000,000.00				1,000,000.00													1,000,000.00		
Other Bonuses and Allowances	501028900	8,165,000.00	31,871.00	8,196,871.00	8,165,000.00				8,196,871.00	584,000.00	6,442,843.00			7,008,843.00	584,000.00	6,442,843.00			7,008,843.00			1,180,028.00		
Productivity Enhancement Incentive - Civilian	501029912	1,000,000.00		1,000,000.00	1,000,000.00				1,000,000.00													1,000,000.00		
Mid-Year Bonus - Civilian	501029936	6,592,000.00	31,871.00	6,623,871.00	6,592,000.00				6,623,871.00		6,442,843.00			6,442,843.00		6,442,843.00			6,442,843.00			181,028.00		
Anniversary Bonus - Civilian	501029938	573,000.00		573,000.00	573,000.00				573,000.00	584,000.00				6,442,843.00	584,000.00	6,442,843.00			6,442,843.00			584,000.00		9,000.00
Personal Benefit Contributions	501030000	1,178,000.00		1,178,000.00	1,178,000.00				1,178,000.00	411,256.82	335,980.85			746,940.27	411,256.82	284,953.25			676,212.87			431,059.73		70,727.40
Pag-IBIG Contributions	501030200	241,000.00		241,000.00	241,000.00				241,000.00	73,300.00	59,300.00			133,300.00	73,300.00	45,500.00			119,800.00			107,800.00		13,400.00
Pag-IBIG - Civilian	501030201	241,000.00		241,000.00	241,000.00				241,000.00	73,300.00	59,300.00			133,300.00	73,300.00	45,500.00			119,800.00			107,800.00		13,400.00
PhilHealth Contributions	501030300	898,000.00		898,000.00	898,000.00				898,000.00	266,859.62	222,480.65			499,340.27	266,859.62	176,353.25			443,212.87			206,859.73		46,127.40
PhilHealth - Civilian	501030301	898,000.00		898,000.00	898,000.00				898,000.00	266,859.62	222,480.65			499,340.27	266,859.62	176,353.25			443,212.87			206,859.73		46,127.40
Employees Compensation Insurance Premiums (ECIP)	501030400	241,000.00		241,000.00	241,000.00				241,000.00	71,100.00	53,300.00			124,400.00	71,100.00	42,100.00			113,200.00			116,800.00		11,200.00
ECIP - Civilian	501030401	241,000.00		241,000.00	241,000.00				241,000.00	71,100.00	53,300.00			124,400.00	71,100.00	42,100.00			113,200.00			116,800.00		11,200.00
Other Personnel Benefits	501040000	238,000.00		238,000.00	238,000.00				238,000.00													238,000.00		
Other Personnel Benefits	501049900	238,000.00		238,000.00	238,000.00				238,000.00													238,000.00		
Lump-sum for Step Increments - Length of Service	501049910	198,000.00		198,000.00	198,000.00				198,000.00													198,000.00		
Loyalty Award - Civilian	501049915	40,000.00		40,000.00	40,000.00				40,000.00													40,000.00		
Maintenance and Other Operating Expenses		350,838,000.00		350,838,000.00	350,838,000.00				350,838,000.00	117,063,299.98	79,521,034.81			196,594,334.96	72,078,391.12	85,811,276.43			157,869,669.55			154,253,665.44		36,697,985.01
Traveling Expenses	502010000	24,531,000.00	(964,594.26)	23,566,405.74	24,531,000.00				23,566,405.74	6,445,211.44	4,718,260.87			11,163,472.31	5,050,157.42	5,985,767.89			11,039,925.31			12,402,932.43		126,547.00
Traveling Expenses - Local	502010100	22,722,000.00	(964,594.26)	21,757,405.74	22,722,000.00				21,757,405.74	6,334,515.29	4,479,370.17			10,813,885.46	4,939,461.27	5,747,871.19			10,667,332.46			10,943,529.28		126,953.00
Traveling Expenses - Local	502010100	22,722,000.00	(964,594.26)	21,757,405.74	22,722,000.00				21,757,405.74	6,334,515.29	4,479,370.17			10,813,885.46	4,939,461.27	5,747,871.19			10,667,332.46			10,943,529.28		126,953.00
Traveling Expenses - Foreign	502010200	1,809,000.00		1,809,000.00	1,809,000.00				1,809,000.00	110,696.15	238,890.70													



Particulars	UACS CODE	Appropriation			Allotments					Current Year Obligations				Current Year Disbursements				Balances						
		Authorized Appropriation	Adjustments (Transfer To/From, Realignment)	Adjusted Appropriations	Allotments Received	Adjustments (Withdrawal, Realignment)	Transfer To	Transfer From	Adjusted Total Allotments	1st Quarter Ending March 31	2nd Quarter Ending June 30	3rd Quarter Ending Sept. 30	4th Quarter Ending Dec. 31	Total	1st Quarter Ending March 31	2nd Quarter Ending June 30	3rd Quarter Ending Sept. 30	4th Quarter Ending Dec. 31	Total	Unreleased Appropriations	Unobligated Allotment	Unpaid Obligations (15-50) (23-24)	Due and Demandable	Not Yet Due and Demandable
1	2	3	4	5=(3+4)	6	7	8	9	10=(8+9-7+8-9)	11	12	13	14	15=(11+12+13+14)	16	17	18	19	20=(16+17+18+19)	21=(5-16)	22=(10-15)	23	24	
Postage and Courier Services	5020501000	653,000.00	2,925.00	655,925.00	653,000.00	2,925.00			655,925.00	223,912.97	119,432.00			343,344.97	141,012.97	201,212.00			342,224.97		312,580.03		1,120.00	
Postage and Courier Services	5020501000	653,000.00	2,925.00	655,925.00	653,000.00	2,925.00			655,925.00	223,912.97	119,432.00			343,344.97	141,012.97	201,212.00			342,224.97		312,580.03		1,120.00	
Telephone Expenses	5020502000	3,080,000.00	(2,925.00)	3,077,075.00	3,080,000.00				3,077,075.00	968,482.18	695,745.80			1,664,227.98	704,282.75	946,284.82			1,412,867.57		1,412,867.57		13,680.21	
Mobile	5020502011	2,826,000.00	(2,925.00)	2,823,075.00	2,826,000.00				2,823,075.00	793,925.51	567,251.48			1,361,176.99	608,225.51	740,166.48			1,348,391.99		1,281,898.01		12,795.00	
Landline	5020502002	454,000.00		454,000.00	454,000.00				454,000.00	174,556.67	128,494.32			303,053.79	95,057.24	206,098.34			302,195.58		302,195.58		87.21	
Internet Subscription Expenses	5020503000	2,209,000.00		2,209,000.00	2,209,000.00				2,209,000.00	420,687.40	489,250.36			909,937.76	382,737.14	511,991.14			894,728.28		1,299,082.24		16,189.48	
Internet Subscription Expenses	5020503000	2,209,000.00		2,209,000.00	2,209,000.00				2,209,000.00	420,687.40	489,250.36			909,937.76	382,737.14	511,991.14			894,728.28		1,299,082.24		16,189.48	
Cable, Satellite, Telegraph and Radio Expenses	5020504000	97,000.00		97,000.00	97,000.00				97,000.00	38,000.00	18,000.00			54,000.00	54,000.00				54,000.00		43,000.00		15,189.48	
Cable, Satellite, Telegraph and Radio Expenses	5020504000	97,000.00		97,000.00	97,000.00				97,000.00	38,000.00	18,000.00			54,000.00	54,000.00				54,000.00		43,000.00		15,189.48	
Awards/Rewards and Prizes	5020600000	880,000.00	11,820.00	891,820.00	880,000.00	11,820.00			891,820.00	121,000.00	220,820.00			341,820.00	101,000.00	240,820.00			341,820.00		341,820.00		580,000.00	
Awards/Rewards Expenses	5020601000	310,000.00	1,000.00	311,000.00	310,000.00	1,000.00			311,000.00	185,000.00	185,000.00			185,000.00	185,000.00				185,000.00		185,000.00		128,000.00	
Prizes	5020602000	570,000.00	10,820.00	580,820.00	570,000.00	10,820.00			580,820.00	121,000.00	35,820.00			156,820.00	101,000.00	55,820.00			156,820.00		156,820.00		424,000.00	
Prizes	5020602000	570,000.00	10,820.00	580,820.00	570,000.00	10,820.00			580,820.00	121,000.00	35,820.00			156,820.00	101,000.00	55,820.00			156,820.00		156,820.00		424,000.00	
Confidential, Intelligence and Extraordinary Expenses	5021000000	118,000.00		118,000.00	118,000.00				118,000.00	21,000.00	21,000.00			21,000.00	21,000.00				21,000.00		21,000.00		97,000.00	
Extraordinary and Miscellaneous Expenses	5021003000	118,000.00		118,000.00	118,000.00				118,000.00	21,000.00	21,000.00			21,000.00	21,000.00				21,000.00		21,000.00		97,000.00	
Extraordinary and Miscellaneous Expenses	5021003000	118,000.00		118,000.00	118,000.00				118,000.00	21,000.00	21,000.00			21,000.00	21,000.00				21,000.00		21,000.00		97,000.00	
Professional Services	5021100000	15,484,000.00		15,484,000.00	15,484,000.00				15,484,000.00	4,887,284.00	2,376,828.25			7,243,912.25	3,878,063.38	2,440,373.80			6,016,437.18		8,220,087.75		1,225,475.09	
Legal Services	5021101000	1,731,000.00		1,731,000.00	1,731,000.00				1,731,000.00	114,790.00	167,290.00			282,040.00	112,176.00	167,669.50			279,845.50		1,449,160.00		2,194.50	
Legal Services	5021101000	1,731,000.00		1,731,000.00	1,731,000.00				1,731,000.00	114,790.00	167,290.00			282,040.00	112,176.00	167,669.50			279,845.50		1,449,160.00		2,194.50	
Consultancy Services	5021103000	1,380,000.00		1,380,000.00	1,380,000.00				1,380,000.00	600,000.00	600,000.00			600,000.00	600,000.00				600,000.00		600,000.00		506,000.00	
Consultancy Services	5021103000	1,380,000.00		1,380,000.00	1,380,000.00				1,380,000.00	600,000.00	600,000.00			600,000.00	600,000.00				600,000.00		600,000.00		506,000.00	
Other Professional Services	5021199000	12,353,000.00	(200.00)	12,352,800.00	12,353,000.00	(200.00)			12,352,800.00	4,782,634.00	1,609,338.25			6,361,872.25	3,468,887.38	2,177,704.30			6,543,591.68		5,969,277.75		718,299.58	
Other Professional Services	5021199000	12,353,000.00	(200.00)	12,352,800.00	12,353,000.00	(200.00)			12,352,800.00	4,782,634.00	1,609,338.25			6,361,872.25	3,468,887.38	2,177,704.30			6,543,591.68		5,969,277.75		718,299.58	
General Services	5021200000	11,471,000.00		11,471,000.00	11,471,000.00				11,471,000.00	6,821,148.43	1,948,853.93			8,599,802.36	3,429,867.78	3,468,475.85			6,984,345.61		2,901,197.94		1,675,458.75	
Janitorial Services	5021202000	2,340,000.00		2,340,000.00	2,340,000.00				2,340,000.00	1,061,914.00	166,800.00			1,228,414.00	488,716.00	594,428.00			1,083,144.00		1,111,588.00		145,270.00	
Janitorial Services	5021202000	2,340,000.00		2,340,000.00	2,340,000.00				2,340,000.00	1,061,914.00	166,800.00			1,228,414.00	488,716.00	594,428.00			1,083,144.00		1,111,588.00		145,270.00	
Security Services	5021203000	4,167,000.00	162,795.68	4,329,795.68	4,167,000.00	162,795.68			4,329,795.68	3,799,695.68	530,100.00			4,329,795.68	1,247,013.01	1,586,973.92			2,803,989.93		1,525,808.76		1,525,808.76	
Security Services	5021203000	4,167,000.00	162,795.68	4,329,795.68	4,167,000.00	162,795.68			4,329,795.68	3,799,695.68	530,100.00			4,329,795.68	1,247,013.01	1,586,973.92			2,803,989.93		1,525,808.76		1,525,808.76	
Other General Services	5021299000	4,964,000.00	(162,795.68)	4,801,204.32	4,964,000.00	(162,795.68)			4,801,204.32	1,759,538.75	1,282,053.93			3,011,592.68	1,690,138.75	1,317,073.93			3,007,212.88		1,789,611.64		4,380.00	
Other General Services	5021299000	4,964,000.00	(162,795.68)	4,801,204.32	4,964,000.00	(162,795.68)			4,801,204.32	1,759,538.75	1,282,053.93			3,011,592.68	1,690,138.75	1,317,073.93			3,007,212.88		1,789,611.64		4,380.00	
Repairs and Maintenance	5021300000	28,370,000.00		28,370,000.00	28,370,000.00				28,370,000.00	4,899,516.20	4,187,988.21			8,857,114.41	3,202,235.00	3,992,803.85			7,195,136.65		19,512,885.59		1,661,975.76	
Repairs and Maintenance - Buildings and Other Structures	5021304000	16,977,000.00	(10,250.00)	16,966,750.00	16,977,000.00	(10,250.00)			16,966,750.00	1,044,787.20	1,410,919.00			2,895,706.20	805,000.00	1,421,277.00			2,026,277.00		14,111,043.80		829,429.20	
Buildings	5021304011	6,798,000.00	(10,250.00)	6,787,750.00	6,789,000.00	(10,250.00)			6,788,750.00	958,787.20	1,780,919.00			2,340,706.20	205,000.00	1,306,277.00			1,611,277.00		6,448,043.80		829,429.20	
Other Structures	5021304099	8,178,000.00		8,178,000.00	8,178,000.00				8,178,000.00	486,000.00	30,000.00			516,000.00	400,000.00	115,000.00			621,000.00		7,663,000.00		115,000.00	
Repairs and Maintenance - Machinery and Equipment	5021305000	4,816,000.00	(14,750.00)	4,801,250.00	4,816,000.00	(14,750.00)			4,801,250.00	1,046,933.90	1,034,896.86			2,081,830.76	1,108,250.00	928,748.64			2,033,969.54		1,919,719.22		647,534.14	
Office Equipment	5021305003	608,000.00		608,000.00	608,000.00				608,000.00	377,092.90	78,960.00			456,052.90	330,000.00	117,082.90			457,082.90		145,918.50		(2,840.00)	
Information and Communication Technology Equipment	5021305003	285,000.00		285,000.00	285,000.00				285,000.00	241,000.00	78,000.00			278,500.00	80,000.00	198,500.00			278,500.00		78,500.00		1,784,800.00	
Technical and Scientific Equipment	5021305014	904,000.00		904,000.00	904,000.00				904,000.00	183,020.48	358,754.88			511,775.36	138,253.22	138,253.22			362,224.64		373,522.14		1,718,352.14	
Other Machinery and Equipment	5021305099	2,841,000.00	(80,750.00)	2,760,250.00	2,841,000.00	(80,750.00)			2,760,250.00	918,821.42	618,959.20			1,437,780.62	670,000.00	481,771.42			1,160,021.42		1,313,576.58		276,652.00	
Repairs and Maintenance - Transportation Equipment	5021308000	6,527,000.00		6,527,000.00	6,527,000.00				6,527,000.00	1,852,798.10	1,192,082.33			3,1										



Particulars	UACS CODE	Appropriation			Allotments					Current Year Obligations					Current Year Disbursements				Balances					
		Authorized Appropriation	Adjustments (Transfer (To)/From, Realignment)	Adjusted Appropriations	Allotments Received	Adjustments (Withdrawal, Realignment)	Transfer To	Transfer From	Adjusted Total Allotments	1st Quarter Ending March 31	2nd Quarter Ending June 30	3rd Quarter Ending Sept. 30	4th Quarter Ending Dec. 31	Total	1st Quarter Ending March 31	2nd Quarter Ending June 30	3rd Quarter Ending Sept. 30	4th Quarter Ending Dec. 31	Total	Unreleased Appropriations	Unobligated Allotment	Unpaid Obligations (15-20) = (23-24)	Due and Demandable	Not Yet Due and Demandable
1	2	3	4	5=(3+4)	6	7	8	9	10=(8+9-4+9)	11	12	13	14	15=(10+11+12+13+14)	16	17	18	19	20=(16+17+18+19)	21=(6-10)	22=(10-15)	23	24	
Bearer Biological Assets Outlay	5060501000	13,500,000.00		13,500,000.00	13,500,000.00				13,500,000.00	12,500,000.00				12,500,000.00	12,500,000.00				12,500,000.00			1,000,000.00		
Breeding Stocks	6080501001	13,500,000.00		13,500,000.00	13,500,000.00				13,500,000.00	12,500,000.00				12,500,000.00	12,500,000.00				12,500,000.00			1,000,000.00		
<b>II. Automatic Appropriations</b>																								
Retirement and Life Insurance Premiums	01104102	9,493,000.00		9,493,000.00	9,493,000.00				9,493,000.00	2,813,687.10	2,345,785.50			5,159,472.60	2,813,687.10	1,923,986.26			4,737,673.36			4,333,547.40	421,779.24	
Personnel Services		9,493,000.00		9,493,000.00	9,493,000.00				9,493,000.00	2,813,687.10	2,345,785.50			5,159,472.60	2,813,687.10	1,923,986.26			4,737,673.36			4,333,547.40	421,779.24	
Personnel Benefit Contributions	5010300000	9,493,000.00		9,493,000.00	9,493,000.00				9,493,000.00	2,813,687.10	2,345,785.50			5,159,472.60	2,813,687.10	1,923,986.26			4,737,673.36			4,333,547.40	421,779.24	
Retirement and Life Insurance Premiums	5010301000	9,493,000.00		9,493,000.00	9,493,000.00				9,493,000.00	2,813,687.10	2,345,785.50			5,159,472.60	2,813,687.10	1,923,986.26			4,737,673.36			4,333,547.40	421,779.24	
Retirement and Life Insurance Premiums	5010301000	9,493,000.00		9,493,000.00	9,493,000.00				9,493,000.00	2,813,687.10	2,345,785.50			5,159,472.60	2,813,687.10	1,923,986.26			4,737,673.36			4,333,547.40	421,779.24	
<b>III. Special Purpose Fund</b>																								
Pension and Gratuity Fund	01101407		3,306,650.00	3,306,650.00	3,306,650.00				3,306,650.00	2,855,736.57	450,911.74			3,306,648.31	2,855,736.57	450,911.74			3,306,648.31			1.69		
Personnel Services			3,306,650.00	3,306,650.00	3,306,650.00				3,306,650.00	2,855,736.57	450,911.74			3,306,648.31	2,855,736.57	450,911.74			3,306,648.31			1.69		
Other Personnel Benefits	5010400000		3,306,650.00	3,306,650.00	3,306,650.00				3,306,650.00	2,855,736.57	450,911.74			3,306,648.31	2,855,736.57	450,911.74			3,306,648.31			1.69		
Terminal Leave Benefits	5010403000		3,306,650.00	3,306,650.00	3,306,650.00				3,306,650.00	2,855,736.57	450,911.74			3,306,648.31	2,855,736.57	450,911.74			3,306,648.31			1.69		
Terminal Leave Benefits - Civilian	5010403001		3,306,650.00	3,306,650.00	3,306,650.00				3,306,650.00	2,855,736.57	450,911.74			3,306,648.31	2,855,736.57	450,911.74			3,306,648.31			1.69		
<b>GRAND TOTAL</b>																								
Grand Total		495,023,000.00	3,306,650.00	502,329,650.00	502,329,650.00				502,329,650.00	165,313,799.07	115,534,820.09			280,848,419.16	119,751,232.51	115,889,886.13			235,641,118.64			221,481,230.84	5,165,342.66	40,041,957.86

Certified Correct:

FULGENCIO, AIMEE

Agency Budget Officer

Date: 12/Jul/2018

Certified Correct:

RIVERA, CHERRY PEARL

Agency Chief Accountant

Date:

Recommended By:

Director, FMS

Date: 12/Jul/2018

Approved By:

DEL BARRIO, ARNEL

Head of Agency or Authorized Representative

Date: 12/Jul/2018



**SUMMARY OF APPROPRIATIONS, ALLOTMENTS, OBLIGATIONS AND BALANCES BY OBJECT OF EXPENDITURES**  
As of the Quarter Ending March 31, 2018

Department: Department of Agriculture (DA)  
Agency: Philippine Carabao Center  
Operating Unit: N/A  
Organization Code (UACS): 050100000000  
Fund Cluster: 01 - Regular Agency Fund

Authorization: 01 - Current Year Appropriations  
Report Status: SUBMITTED

Particulars	UACS CODE	Appropriation			Allotments			Current Year Obligations				Current Year Disbursements				Balances							
		Authorized Appropriation	Adjustments (Transfer To/From, Realignment)	Adjusted Appropriations	Allotments Received	Adjustments (Withdrawal, Realignment)	Transfer To	Transfer From	Adjusted Total Allotments	1st Quarter Ending March 31	2nd Quarter Ending June 30	3rd Quarter Ending Sept. 30	4th Quarter Ending Dec. 31	Total	1st Quarter Ending March 31	2nd Quarter Ending June 30	3rd Quarter Ending Sept. 30	4th Quarter Ending Dec. 31	Total	Unreleased Appropriations	Unobligated Allotment	Unpaid Obligations (18-20) + (23+24)	
1	2	3	4	5(2+4)	6	7	8	9	10(8+7-9)	11	12	13	14	15(11+12+13+14)	16	17	18	19	20(16+17+18+19)	21(3-10)	22(4-6)	23	24
<b>I. Agency Specific Budget</b>																							
Specific Budgets of National Government Agencies	01101101	489,630,000.00		489,630,000.00	489,630,000.00				489,630,000.00	169,844,375.40				169,844,375.40	114,081,608.54				114,081,608.54	329,585,624.60	174,557.70	44,987,908.83	
Personnel Services		107,742,000.00		107,742,000.00	107,742,000.00				107,742,000.00	28,745,075.45				28,745,075.45	28,170,417.72				28,170,417.72	80,696,924.55	674,657.73		
Salaries and Wages	801010000	79,113,000.00		79,113,000.00	79,113,000.00				79,113,000.00	23,435,315.63				23,435,315.63	22,860,656.10				22,860,656.10	55,677,684.17	574,657.73		
Salaries and Wages - Regular	801010100	79,113,000.00		79,113,000.00	79,113,000.00				79,113,000.00	23,435,315.63				23,435,315.63	22,860,656.10				22,860,656.10	55,677,684.17	574,657.73		
Basic Salary - Civilian	801010101	79,113,000.00		79,113,000.00	79,113,000.00				79,113,000.00	23,435,315.63				23,435,315.63	22,860,656.10				22,860,656.10	55,677,684.17	574,657.73		
Other Compensation	801020000	27,213,000.00		27,213,000.00	27,213,000.00				27,213,000.00	2,698,600.00				2,698,600.00	2,998,600.00				2,998,600.00	24,314,600.00			
Personal Economic Relief Allowance (PERA)	801020100	4,800,000.00		4,800,000.00	4,800,000.00				4,800,000.00	1,485,000.00				1,485,000.00	1,485,000.00				1,485,000.00	3,385,000.00			
PERA - Civilian	801020101	4,800,000.00		4,800,000.00	4,800,000.00				4,800,000.00	1,485,000.00				1,485,000.00	1,485,000.00				1,485,000.00	3,385,000.00			
Representative Allowance (RA)	801020200	1,194,000.00		1,194,000.00	1,194,000.00				1,194,000.00	448,250.00				448,250.00	448,250.00				448,250.00	745,750.00			
Representation Allowance (RA)	801020200	1,194,000.00		1,194,000.00	1,194,000.00				1,194,000.00	448,250.00				448,250.00	448,250.00				448,250.00	745,750.00			
Transportation Allowance (TA)	801020300	1,194,000.00		1,194,000.00	1,194,000.00				1,194,000.00	421,250.00				421,250.00	421,250.00				421,250.00	772,750.00			
Transportation Allowance (TA)	801020301	1,194,000.00		1,194,000.00	1,194,000.00				1,194,000.00	421,250.00				421,250.00	421,250.00				421,250.00	772,750.00			
Clothing/Uniform Allowance	801020400	1,000,000.00		1,000,000.00	1,000,000.00				1,000,000.00											1,000,000.00			
Clothing/Uniform Allowance - Civilian	801020401	1,000,000.00		1,000,000.00	1,000,000.00				1,000,000.00											1,000,000.00			
Laundry Allowance (LA)	801020500	258,000.00		258,000.00	258,000.00				258,000.00											258,000.00			
Laundry Allowance - Magna Carta Benefits for Science and Technology under R.A. 8439	801020503	258,000.00		258,000.00	258,000.00				258,000.00											258,000.00			
Hazard Pay (HP)	801021000	3,010,000.00		3,010,000.00	3,010,000.00				3,010,000.00											3,010,000.00			
HP - Magna Carta Benefits for Science and Technology under R.A. 8439	801021004	3,010,000.00		3,010,000.00	3,010,000.00				3,010,000.00											3,010,000.00			
Year End Bonus	801021400	6,592,000.00		6,592,000.00	6,592,000.00				6,592,000.00											6,592,000.00			
Bonus - Civilian	801021401	6,592,000.00		6,592,000.00	6,592,000.00				6,592,000.00											6,592,000.00			
Cash Gift	801021500	1,000,000.00		1,000,000.00	1,000,000.00				1,000,000.00											1,000,000.00			
Cash Gift - Civilian	801021501	1,000,000.00		1,000,000.00	1,000,000.00				1,000,000.00											1,000,000.00			
Other Bonuses and Allowances	801029000	8,168,000.00		8,168,000.00	8,168,000.00				8,168,000.00	594,000.00				594,000.00	594,000.00				594,000.00	7,611,000.00			
Productivity Enhancement Incentive - Civilian	801029012	1,000,000.00		1,000,000.00	1,000,000.00				1,000,000.00											1,000,000.00			
Mid-Year Bonus - Civilian	801029038	6,592,000.00		6,592,000.00	6,592,000.00				6,592,000.00											6,592,000.00			
Anniversary Bonus - Civilian	801029039	573,000.00		573,000.00	573,000.00				573,000.00	594,000.00				594,000.00	594,000.00				594,000.00	9,000.00			
Personnel Benefit Contributions	801030000	1,178,000.00		1,178,000.00	1,178,000.00				1,178,000.00	411,259.62				411,259.62	411,259.62				411,259.62	766,740.38			
Pag-IBIG Contributions	801030200	241,000.00		241,000.00	241,000.00				241,000.00	73,300.00				73,300.00	73,300.00				73,300.00	187,700.00			
Pag-IBIG - Civilian	801030201	241,000.00		241,000.00	241,000.00				241,000.00	73,300.00				73,300.00	73,300.00				73,300.00	187,700.00			
Phil-Health Contributions	801030300	698,000.00		698,000.00	698,000.00				698,000.00	268,659.62				268,659.62	268,659.62				268,659.62	429,140.38			
Phil-Health - Civilian	801030301	698,000.00		698,000.00	698,000.00				698,000.00	268,659.62				268,659.62	268,659.62				268,659.62	429,140.38			
Employees Compensation Insurance Premiums (ECIP)	801030400	241,000.00		241,000.00	241,000.00				241,000.00	71,100.00				71,100.00	71,100.00				71,100.00	189,600.00			
ECIP - Civilian	801030401	241,000.00		241,000.00	241,000.00				241,000.00	71,100.00				71,100.00	71,100.00				71,100.00	189,600.00			
Other Personnel Benefits	801040000	238,000.00		238,000.00	238,000.00				238,000.00											238,000.00			
Other Personnel Benefits	801048000	238,000.00		238,000.00	238,000.00				238,000.00											238,000.00			
Lump-sum for Step Increment - Length of Service	801048010	198,000.00		198,000.00	198,000.00				198,000.00											198,000.00			
Loyalty Award - Civilian	801048016	40,000.00		40,000.00	40,000.00				40,000.00											40,000.00			
Maintenance and Other Operating Expenses		350,838,000.00		350,838,000.00	350,838,000.00				350,838,000.00	117,063,299.95				117,063,299.95	72,075,391.12				72,075,391.12	233,774,709.05			44,987,908.83
Traveling Expenses	802010000	24,531,000.00		24,531,000.00	24,531,000.00				24,531,000.00	8,445,211.44				8,445,211.44	6,050,157.42				6,050,157.42	18,088,788.56			1,395,054.02
Traveling Expenses - Local	802010100	22,722,000.00		22,722,000.00	22,722,000.00				22,722,000.00	6,334,518.28				6,334,518.28	4,939,481.27				4,939,481.27	16,387,484.71			



Particulars	UACS CODE	Appropriation			Allotments					Current Year Obligations				Current Year Disbursements				Balances					
		Authorized Appropriation	Adjustments (Transfer To/From, Realignment)	Adjusted Appropriations	Allotments Received	Adjustments (Withdrawal, Realignment)	Transfer To	Transfer From	Adjusted Total Allotments	1st Quarter	2nd Quarter	3rd Quarter	4th Quarter	Total	1st Quarter	2nd Quarter	3rd Quarter	4th Quarter	Total	Unreleased Appropriations	Unobligated Allotment	Unpaid Obligations (15-Q) + (23-24)	
										Ending March 31	Ending June 30	Ending Sept. 30	Ending Dec. 31		Ending March 31	Ending June 30	Ending Sept. 30	Ending Dec. 31				Ending March 31	Ending June 30
1	2	3	4	5	6	7	8	9	10	11	12	13	14	15	16	17	18	19	20	21	22	23	24
Traveling Expenses - Local	5020101000	22,722,000.00		22,722,000.00	22,722,000.00				22,722,000.00	8,334,516.29				8,334,516.29	4,939,461.27				4,939,461.27			16,387,484.71	1,395,504.02
Traveling Expenses - Foreign	5020102000	1,809,000.00		1,809,000.00	1,809,000.00				1,809,000.00	110,696.15				110,696.15	110,696.15				110,696.15			1,698,303.85	
Traveling Expenses - Foreign	6020102000	1,809,000.00		1,809,000.00	1,809,000.00				1,809,000.00	110,696.15				110,696.15	110,696.15				110,696.15			1,698,303.85	
Training and Scholarship Expenses	5020200000	23,039,000.00		23,039,000.00	23,039,000.00				23,039,000.00	7,348,279.48				7,348,279.48	4,948,649.96				4,948,649.96			15,692,720.54	2,397,628.50
Training Expenses	5020201000	23,039,000.00		23,039,000.00	23,039,000.00				23,039,000.00	7,348,279.48				7,348,279.48	4,948,649.96				4,948,649.96			15,692,720.54	2,397,628.50
Training Expenses	6020201002	23,039,000.00		23,039,000.00	23,039,000.00				23,039,000.00	7,348,279.48				7,348,279.48	4,948,649.96				4,948,649.96			15,692,720.54	2,397,628.50
Supplies and Materials Expenses	5020300000	146,632,000.00		146,632,000.00	146,632,000.00				146,632,000.00	46,008,693.66				46,008,693.66	24,899,484.17				24,899,484.17			100,622,406.36	20,109,106.48
Office Supplies Expenses	5020301000	7,924,000.00		7,924,000.00	7,924,000.00				7,924,000.00	3,149,213.21				3,149,213.21	2,171,663.21				2,171,663.21			4,774,788.79	977,860.00
ICT Office Supplies	5020301001	50,000.00		50,000.00	50,000.00				50,000.00													50,000.00	
Office Supplies Expenses	5020301002	7,874,000.00		7,874,000.00	7,874,000.00				7,874,000.00	3,149,213.21				3,149,213.21	2,171,663.21				2,171,663.21			4,724,788.79	977,860.00
Animal/Zoological Supplies Expenses	5020304000	67,224,000.00	(605,000.00)	67,224,000.00	67,224,000.00				67,224,000.00	18,169,899.00				18,169,899.00	7,281,000.00				7,281,000.00			49,025,101.00	10,917,899.00
Animal/Zoological Supplies Expenses	6020304000	67,224,000.00	(605,000.00)	67,224,000.00	67,224,000.00				67,224,000.00	18,169,899.00				18,169,899.00	7,281,000.00				7,281,000.00			49,025,101.00	10,917,899.00
Medical, Dental and Laboratory Supplies Expenses	5020308000	34,048,000.00		34,048,000.00	34,048,000.00				34,048,000.00	8,474,826.53				8,474,826.53	1,690,350.13				1,690,350.13			27,671,074.47	4,684,674.40
Medical, Dental and Laboratory Supplies Expenses	5020308000	34,048,000.00		34,048,000.00	34,048,000.00				34,048,000.00	8,474,826.53				8,474,826.53	1,690,350.13				1,690,350.13			27,671,074.47	4,684,674.40
Fuel, Oil and Lubricants Expenses	5020309000	15,308,000.00		15,308,000.00	15,308,000.00				15,308,000.00	6,661,453.97				6,661,453.97	4,402,868.66				4,402,868.66			9,448,546.03	1,488,565.00
Fuel, Oil and Lubricants Expenses	5020309000	15,308,000.00		15,308,000.00	15,308,000.00				15,308,000.00	6,661,453.97				6,661,453.97	4,402,868.66				4,402,868.66			9,448,546.03	1,488,565.00
Agricultural and Marine Supplies Expenses	5020310000	3,439,000.00		3,439,000.00	3,439,000.00				3,439,000.00	1,404,800.00				1,404,800.00	778,300.00				778,300.00			2,034,100.00	628,600.00
Agricultural and Marine Supplies Expenses	5020310000	3,439,000.00		3,439,000.00	3,439,000.00				3,439,000.00	1,404,800.00				1,404,800.00	778,300.00				778,300.00			2,034,100.00	628,600.00
Semi-Expandable Machinery and Equipment Expenses	5020321000	1,043,000.00	505,000.00	1,848,000.00	1,848,000.00	605,000.00			1,848,000.00	1,000,000.00				1,000,000.00	1,000,000.00				1,000,000.00			648,000.00	
Office Equipment	5020321002	498,000.00	505,000.00	1,000,000.00	1,000,000.00	605,000.00			1,000,000.00	1,000,000.00				1,000,000.00	1,000,000.00				1,000,000.00			648,000.00	
Information and Communications Technology Equipment	5020321003	648,000.00		648,000.00	648,000.00				648,000.00													648,000.00	
Semi-Expandable Furniture, Fixtures and Books Expenses	5020322000	480,000.00		480,000.00	480,000.00				480,000.00													480,000.00	
Furniture and Fixtures	5020322001	480,000.00		480,000.00	480,000.00				480,000.00													480,000.00	
Other Supplies and Materials Expenses	5020390000	15,663,000.00		15,663,000.00	15,663,000.00				15,663,000.00	8,919,201.84				8,919,201.84	7,677,511.94				7,677,511.94			6,743,795.06	1,241,890.00
Other Supplies and Materials Expenses	5020390000	15,663,000.00		15,663,000.00	15,663,000.00				15,663,000.00	8,919,201.84				8,919,201.84	7,677,511.94				7,677,511.94			6,743,795.06	1,241,890.00
Utility Expenses	5020400000	18,991,000.00		18,991,000.00	18,991,000.00				18,991,000.00	5,414,868.32				5,414,868.32	4,693,466.32				4,693,466.32			11,678,313.68	721,200.00
Water Expenses	5020401000	611,000.00		611,000.00	611,000.00				611,000.00	422,541.91				422,541.91	165,641.91				165,641.91			188,458.09	257,000.00
Water Expenses	5020401000	611,000.00		611,000.00	611,000.00				611,000.00	422,541.91				422,541.91	165,641.91				165,641.91			188,458.09	257,000.00
Electricity Expenses	5020402000	16,380,000.00		16,380,000.00	16,380,000.00				16,380,000.00	4,992,144.41				4,992,144.41	4,627,844.41				4,627,844.41			11,387,863.69	484,200.00
Electricity Expenses	5020402000	16,380,000.00		16,380,000.00	16,380,000.00				16,380,000.00	4,992,144.41				4,992,144.41	4,627,844.41				4,627,844.41			11,387,863.69	484,200.00
Communication Expenses	5020500000	6,039,000.00		6,039,000.00	6,039,000.00				6,039,000.00	1,849,042.68				1,849,042.68	1,228,032.86				1,228,032.86			4,396,957.46	421,009.69
Postage and Courier Services	5020501000	683,000.00		683,000.00	683,000.00				683,000.00	223,912.97				223,912.97	141,012.97				141,012.97			428,087.03	82,900.00
Postage and Courier Services	5020501000	683,000.00		683,000.00	683,000.00				683,000.00	223,912.97				223,912.97	141,012.97				141,012.97			428,087.03	82,900.00
Telephone Expenses	5020502000	3,080,000.00		3,080,000.00	3,080,000.00				3,080,000.00	968,462.18				968,462.18	704,262.78				704,262.78			2,116,537.62	284,179.43
Mobile	5020502001	2,628,000.00		2,628,000.00	2,628,000.00				2,628,000.00	783,926.81				783,926.81	606,225.51				606,225.51			1,632,074.49	186,700.00
Landline	5020502002	454,000.00		454,000.00	454,000.00				454,000.00	174,535.67				174,535.67	96,037.24				96,037.24			278,463.53	78,479.43
Internet Subscription Expenses	5020503000	2,209,000.00		2,209,000.00	2,209,000.00				2,209,000.00	420,667.40				420,667.40	382,737.14				382,737.14			1,788,332.60	37,890.28
Internet Subscription Expenses	5020503000	2,209,000.00		2,209,000.00	2,209,000.00				2,209,000.00	420,667.40				420,667.40	382,737.14				382,737.14			1,788,332.60	37,890.28
Cable, Satellite, Telegraph and Radio Expenses	5020504000	97,000.00		97,000.00	97,000.00				97,000.00	36,000.00				36,000.00								61,000.00	36,000.00
Cable, Satellite, Telegraph and Radio Expenses	5020504000	97,000.00		97,000.00	97,000.00				97,000.00	36,000.00				36,000.00								61,000.00	36,000.00
Awards/Rewards and Prizes	5020600000	880,000.00		880,000.00	880,000.00				880,000.00	121,000.00				121,000.00	101,000.00				101,000.00			789,000.00	20,000.00
Awards/Rewards Expenses	5020601000	310,000.00		310,000.00	310,000.00				310,000.00													310,000.00	
Rewards and Incentives	5020601002	310,000.00		310,000.00	310,000.00				310,000.00													310,000.00	
Prizes	5020602000	670,000.00		670,000.00	670,000.00				670,000.00	121,000.00				121,000.00	101,000.00				101,000.00			449,000.00	20,000.00
Prizes	5020602000	670,000.00		670,000.00	670,000.00				670,000.00	121,000.00				121,000.00	101,000.00				101,000.00			449,000.00	20,000.00
Confidential, Intelligence and Extraordinary Expenses	50210																						



Particulars	UACS CODE	Appropriation			Allotments						Current Year Obligations				Current Year Disbursements				Balances					
		Authorized Appropriation	Adjustments (Transfer To/From, Realignment)	Adjusted Appropriation	Allotments Received	Adjustments (Withdrawal, Realignment)	Transfer To	Transfer From	Adjusted Total Allotments	1st Quarter	2nd Quarter	3rd Quarter	4th Quarter	Total	1st Quarter	2nd Quarter	3rd Quarter	4th Quarter	Total	Unreleased Appropriations	Unobligated Allotment	Unpaid Obligations (16-20) = (23+24)		
										Ending March 31	Ending June 30	Ending Sept. 30	Ending Dec. 31		Ending March 31	Ending June 30	Ending Sept. 30	Ending Dec. 31				Ending March 31	Ending June 30	Ending Sept. 30
Security Services	5021203000	4,167,000.00		4,167,000.00	4,167,000.00			4,167,000.00	3,799,666.66				3,799,666.66	1,247,013.01				1,247,013.01			387,304.32	2,552,682.67		
Security Services	6021203000	4,167,000.00		4,167,000.00	4,167,000.00			4,167,000.00	3,799,666.66				3,799,666.66	1,247,013.01				1,247,013.01			387,304.32	2,552,682.67		
Other General Services	6021299000	4,984,000.00		4,984,000.00	4,984,000.00			4,984,000.00	1,759,538.76				1,759,538.76	1,890,138.76				1,890,138.76			3,204,481.26	69,400.00		
Other General Services	6021299000	4,984,000.00		4,984,000.00	4,984,000.00			4,984,000.00	1,759,538.76				1,759,538.76	1,890,138.76				1,890,138.76			3,204,481.26	69,400.00		
Repairs and Maintenance	6021300000	28,370,000.00		28,370,000.00	28,370,000.00			28,370,000.00	4,668,516.20				4,668,516.20	3,202,235.00				3,202,235.00			23,700,483.80	1,487,281.20		
Repairs and Maintenance - Buildings and Other Structures	6021304000	16,977,000.00		16,977,000.00	16,977,000.00			16,977,000.00	1,044,787.20				1,044,787.20	808,000.00				808,000.00			16,832,212.80	438,787.20		
Buildings	6021304001	5,799,000.00		5,799,000.00	5,799,000.00			5,799,000.00	559,787.20				559,787.20	205,000.00				205,000.00			8,239,212.80	384,787.20		
Other Structures	6021304006	8,178,000.00		8,178,000.00	8,178,000.00			8,178,000.00	485,000.00				485,000.00	400,000.00				400,000.00			7,693,000.00	85,000.00		
Repairs and Maintenance - Machinery and Equipment	6021305000	4,816,000.00		4,816,000.00	4,816,000.00			4,816,000.00	1,848,933.90				1,848,933.90	1,108,250.00				1,108,250.00			2,895,066.10	538,893.90		
Office Equipment	6021305002	608,000.00		608,000.00	608,000.00			608,000.00	377,092.00				377,092.00	330,000.00				330,000.00			228,808.00	47,092.00		
Information and Communication Technology Equipment	6021305003	285,000.00		285,000.00	285,000.00			285,000.00	200,000.00				200,000.00	60,000.00				60,000.00			65,000.00	160,000.00		
Technical and Scientific Equipment	6021305014	904,000.00		904,000.00	904,000.00			904,000.00	153,020.48				153,020.48	183,020.48				183,020.48			760,979.52	163,020.48		
Other Machinery and Equipment	6021305009	2,841,000.00		2,841,000.00	2,841,000.00			2,841,000.00	916,821.42				916,821.42	608,250.00				608,250.00			1,924,178.66	216,871.42		
Repairs and Maintenance - Transportation Equipment	6021306000	6,627,000.00		6,627,000.00	6,627,000.00			6,627,000.00	1,952,786.10				1,952,786.10	1,463,985.00				1,463,985.00			4,674,204.90	483,610.10		
Motor Vehicles	6021306001	6,627,000.00		6,627,000.00	6,627,000.00			6,627,000.00	1,952,786.10				1,952,786.10	1,463,985.00				1,463,985.00			4,674,204.90	483,610.10		
Repairs and Maintenance - Furniture and Fixtures	6021307000	50,000.00		50,000.00	50,000.00			50,000.00	25,000.00				25,000.00	25,000.00				25,000.00			25,000.00	25,000.00		
Repairs and Maintenance - Furniture and Fixtures	6021307000	50,000.00		50,000.00	50,000.00			50,000.00	25,000.00				25,000.00	25,000.00				25,000.00			25,000.00	25,000.00		
Repairs and Maintenance - Other Property, Plant and Equipment	6021309000	200,000.00		200,000.00	200,000.00			200,000.00													200,000.00			
Other Property, Plant and Equipment	6021309000	200,000.00		200,000.00	200,000.00			200,000.00													200,000.00			
Taxes, Insurance Premiums and Other Fees	6021800000	6,140,000.00		6,140,000.00	6,140,000.00			6,140,000.00	1,936,018.34				1,936,018.34	1,074,118.34				1,074,118.34			4,201,883.66	683,000.00		
Taxes, Duties and Licenses	6021801000	327,000.00		327,000.00	327,000.00			327,000.00	205,388.83				205,388.83	141,388.83				141,388.83			121,611.17	84,000.00		
Taxes, Duties and Licenses	6021801001	327,000.00		327,000.00	327,000.00			327,000.00	205,388.83				205,388.83	141,388.83				141,388.83			121,611.17	84,000.00		
Fidelity Bond Premiums	6021802000	112,000.00		112,000.00	112,000.00			112,000.00	16,626.00				16,626.00	16,626.00				16,626.00			93,476.00			
Fidelity Bond Premiums	6021802003	112,000.00		112,000.00	112,000.00			112,000.00	16,626.00				16,626.00	16,626.00				16,626.00			93,476.00			
Insurance Expenses	6021803000	5,701,000.00		5,701,000.00	5,701,000.00			5,701,000.00	1,714,102.51				1,714,102.51	614,202.51				614,202.51			3,986,897.49	789,900.00		
Insurance Expenses	6021803000	5,701,000.00		5,701,000.00	5,701,000.00			5,701,000.00	1,714,102.51				1,714,102.51	614,202.51				614,202.51			3,986,897.49	789,900.00		
Labor and Wages	6021806000	84,766,000.00		84,766,000.00	84,766,000.00			84,766,000.00	29,395,248.84				29,395,248.84	18,463,882.14				18,463,882.14			25,370,783.36	10,941,694.60		
Labor and Wages	6021806000	84,766,000.00		84,766,000.00	84,766,000.00			84,766,000.00	29,395,248.84				29,395,248.84	18,463,882.14				18,463,882.14			25,370,783.36	10,941,694.60		
Labor and Wages	6021806000	84,766,000.00		84,766,000.00	84,766,000.00			84,766,000.00	29,395,248.84				29,395,248.84	18,463,882.14				18,463,882.14			25,370,783.36	10,941,694.60		
Other Maintenance and Operating Expenses	6022900000	17,397,000.00		17,397,000.00	17,397,000.00			17,397,000.00	3,897,274.82				3,897,274.82	1,420,846.78				1,420,846.78			13,809,723.09	2,188,629.13		
Advertising Expenses	6022901000	1,199,000.00		1,199,000.00	1,199,000.00			1,199,000.00	160,000.00				160,000.00	100,000.00				100,000.00			1,049,000.00	80,000.00		
Advertising Expenses	6022901000	1,199,000.00		1,199,000.00	1,199,000.00			1,199,000.00	160,000.00				160,000.00	100,000.00				100,000.00			1,049,000.00	80,000.00		
Printing and Publication Expenses	6022902000	3,185,000.00		3,185,000.00	3,185,000.00			3,185,000.00	1,403,428.00				1,403,428.00	103,891.00				103,891.00			1,781,671.00	1,299,938.00		
Printing and Publication Expenses	6022902000	3,185,000.00		3,185,000.00	3,185,000.00			3,185,000.00	1,403,428.00				1,403,428.00	103,891.00				103,891.00			1,781,671.00	1,299,938.00		
Representation Expenses	6022903000	2,687,000.00		2,687,000.00	2,687,000.00			2,687,000.00	458,131.81				458,131.81	372,628.81				372,628.81			2,208,898.19	85,402.00		
Representation Expenses	6022903000	2,687,000.00		2,687,000.00	2,687,000.00			2,687,000.00	458,131.81				458,131.81	372,628.81				372,628.81			2,208,898.19	85,402.00		
Transportation and Delivery Expenses	6022904000	2,189,000.00		2,189,000.00	2,189,000.00			2,189,000.00	482,348.27				482,348.27	327,856.14				327,856.14			1,728,651.73	184,489.13		
Transportation and Delivery Expenses	6022904000	2,189,000.00		2,189,000.00	2,189,000.00			2,189,000.00	482,348.27				482,348.27	327,856.14				327,856.14			1,728,651.73	184,489.13		
Rent/Lease Expenses	6022905000	2,888,000.00		2,888,000.00	2,888,000.00			2,888,000.00	704,490.74				704,490.74	302,792.74				302,792.74			2,183,809.26	401,700.00		
Rent - Building and Structures	6022905001	1,148,000.00		1,148,000.00	1,148,000.00			1,148,000.00	631,127.10				631,127.10	231,127.10				231,127.10			816,872.90	300,000.00		
Rent - Land	6022905002	800,000.00		800,000.00	800,000.00			800,000.00	16,000.00				16,000.00								784,000.00	16,000.00		
Rent - Equipment	6022905004	920,000.00		920,000.00	920,000.00			920,000.00	158,363.64				158,363.64	71,663.64				71,663.64			767,636.36	89,700.00		
Membership Dues and Contributions to Organizations	6022906000	650,000.00		650,000.00	650,000.00			650,000.00	76,000.00				76,000.00	70,000.00				70,000.00			575,000.00	5,000.00		
Membership Dues and Contributions to Organizations	6022906000	650,000.00		650,000.00	650,000.00			650,000.00	76,000.00				76,000.00	70,000.00				70,000.00			575,000.00	5,000.00		
Subscription Expenses	6022907000	2,088,000.00		2,088,000.00	2,088,000.00			2,088,000.00	14,298.00				14,298.00											



Particulars	IACS CODE	Appropriation			Allotments					Current Year Obligations				Current Year Disbursements				Balances						
		Authorized Appropriation	Adjustments (Transfer To/From, Reassignment)	Adjusted Appropriations	Allotments Received	Adjustments (Withdrawal, Reassignment)	Transfer To	Transfer From	Adjusted Total Allotments	1st Quarter Ending March 31	Current Year Obligations			1st Quarter Ending March 31	Current Year Disbursements			Unreleased Appropriations	Unobligated Allotment	Unpaid Obligations (16-20) = (23+24)				
											2nd Quarter Ending	3rd Quarter Ending	4th Quarter Ending		June 30	Sept. 30	Dec. 31			June 30	Sept. 30	Dec. 31	Due and Demandable	Not Yet Due and Demandable
1	2	3	4	5=(3+4)	6	7	8	9	10=(8+9)	11	12	13	14	15=(11+12+13+14)	16	17	18	19	20=(16+17+18+19)	21=(5-10)	22=(16-18)	23	24	
Machinery and Equipment Outlay	5060405000	13,681,000.00		13,681,000.00	13,681,000.00				13,681,000.00	360,000.00				360,000.00	360,000.00				360,000.00					
Office Equipment	5060405002	360,000.00		360,000.00	360,000.00				360,000.00	360,000.00				360,000.00	360,000.00				360,000.00					
Other Machinery and Equipment	5060405099	13,321,000.00		13,321,000.00	13,321,000.00				13,321,000.00														13,321,000.00	
Furniture, Fixtures and Books Outlay	5060407000	3,719,000.00		3,719,000.00	3,719,000.00				3,719,000.00	2,970,000.00				2,970,000.00	2,970,000.00				2,970,000.00				749,000.00	
Furniture and Fixtures	5060407001	3,719,000.00		3,719,000.00	3,719,000.00				3,719,000.00	2,970,000.00				2,970,000.00	2,970,000.00				2,970,000.00				749,000.00	
Biological Assets Outlay	5060500000	13,500,000.00		13,500,000.00	13,500,000.00				13,500,000.00	12,500,000.00				12,500,000.00	12,500,000.00				12,500,000.00				1,000,000.00	
Bearer Biological Assets Outlay	5060501000	13,500,000.00		13,500,000.00	13,500,000.00				13,500,000.00	12,500,000.00				12,500,000.00	12,500,000.00				12,500,000.00				1,000,000.00	
Breeding Stock	5060501001	13,500,000.00		13,500,000.00	13,500,000.00				13,500,000.00	12,500,000.00				12,500,000.00	12,500,000.00				12,500,000.00				1,000,000.00	
II. Automobile Appropriations																								
Retirement and Life Insurance Premiums	01104102	9,493,000.00		9,493,000.00	9,493,000.00				9,493,000.00	2,813,687.10				2,813,687.10	2,813,687.10				2,813,687.10				6,679,312.90	
Personnel Services		9,493,000.00		9,493,000.00	9,493,000.00				9,493,000.00	2,813,687.10				2,813,687.10	2,813,687.10				2,813,687.10				6,679,312.90	
Personnel Benefit Contributions	5010300000	9,493,000.00		9,493,000.00	9,493,000.00				9,493,000.00	2,813,687.10				2,813,687.10	2,813,687.10				2,813,687.10				6,679,312.90	
Retirement and Life Insurance Premiums	5010301000	9,493,000.00		9,493,000.00	9,493,000.00				9,493,000.00	2,813,687.10				2,813,687.10	2,813,687.10				2,813,687.10				6,679,312.90	
Retirement and Life Insurance Premiums	5010301000	9,493,000.00		9,493,000.00	9,493,000.00				9,493,000.00	2,813,687.10				2,813,687.10	2,813,687.10				2,813,687.10				6,679,312.90	
III. Special Purpose Fund																								
Penation and Gratuity Fund	01101407		2,855,737.00	2,855,737.00	2,855,737.00				2,855,737.00	2,855,736.57				2,855,736.57	2,855,736.57				2,855,736.57				.43	
Personnel Services			2,855,737.00	2,855,737.00	2,855,737.00				2,855,737.00	2,855,736.57				2,855,736.57	2,855,736.57				2,855,736.57				.43	
Other Personnel Benefits	5010400000		2,855,737.00	2,855,737.00	2,855,737.00				2,855,737.00	2,855,736.57				2,855,736.57	2,855,736.57				2,855,736.57				.43	
Terminal Leave Benefits	5010403000		2,855,737.00	2,855,737.00	2,855,737.00				2,855,737.00	2,855,736.57				2,855,736.57	2,855,736.57				2,855,736.57				.43	
Terminal Leave Benefits - Civilian	5010403001		2,855,737.00	2,855,737.00	2,855,737.00				2,855,737.00	2,855,736.57				2,855,736.57	2,855,736.57				2,855,736.57				.43	
GRAND TOTAL																								
Grand Total		499,023,000.00	2,855,737.00	501,878,737.00	501,878,737.00				501,878,737.00	165,313,769.07				165,313,799.07	119,761,232.51				119,761,232.51				335,564,937.93	574,697,734.44

Certified Correct:

**FULGENCIO, AIMEE T.**

Agency Budget Officer

Date: 13/Apr/2018

Certified Correct:

**CHERRY PEARL C. RIVERA**  
Accountant II

Agency Chief Accountant

Date:

Recommended By:

**GASMIENA, JEAN**

Director, FMS

Date: 13/Apr/2018

Approved By:

**DEL BARRIO, ARNEL**

Head of Agency or Authorized Representative

Date: 13/Apr/2018