

**STATEMENT OF APPROPRIATIONS, ALLOTMENTS, OBLIGATIONS, DISBURSEMENTS AND BALANCES**  
**As of the Quarter Ending December 31, 2018**

**Department: Department of Agriculture (DA)**  
**Agency: Philippine Carabao Center**  
**Operating Unit: N/A**  
**Organization Code (UACS): 050100000000**  
**Fund Cluster: 01 - Regular Agency Fund**

**Authorization: 01 - Current Year Appropriations**  
**Report Status: SUBMITTED**

Particulars	UACS CODE	Appropriation			Allotments					Current Year Obligations					Current Year Disbursements					Balances					
		Authorized Appropriation	Adjustments (Transfers) From/Reassignment	Adjusted Appropriations	Allotments Received	Adjustments (Withdrawal, Reassignment)	Transfer To	Transfer From	Adjusted Total Allotments	1st Quarter Ending March 31	2nd Quarter Ending June 30	3rd Quarter Ending Sept. 30	4th Quarter Ending Dec. 31	Total	1st Quarter Ending March 31	2nd Quarter Ending June 30	3rd Quarter Ending Sept. 30	4th Quarter Ending Dec. 31	Total	Unreleased Appropriations	Unobligated Allotment	Unpaid Obligations (15-20) = (23-24)	Due and Demandable	Not Yet Due and Demandable	
		3	4	5=(3+4)	6	7	8	9	10=[(8)+(7)+4]	11	12	13	14	15= (11+12+13+14)	16	17	18	19	20= (16+17+18+19)	21=(6-10)	22=(10-15)	23	24		
I. Agency Specific Budget																									
Specific Budgets of National Government Agencies	01101101	489,530,000.00		489,530,000.00	489,530,000.00			489,530,000.00	159,644,375.40	112,737,942.85	114,283,143.33	102,695,014.84	489,380,476.02	114,001,808.84	113,514,988.13	119,813,196.35	95,443,890.05	432,853,873.37		169,523.38	26,810,105.03	30,596,498.22			
General Administration and Support	1000000000000000	33,507,000.00		33,507,000.00	33,507,000.00			33,507,000.00	11,043,872.69	7,995,286.84	8,759,816.16	5,605,025.25	33,375,000.04	6,287,491.22	10,341,007.46	8,888,507.41	7,569,173.77	31,294,179.86		131,999.06	2,068,818.54	32,002.54			
General Management and Supervision	1000001000010000	33,507,000.00		33,507,000.00	33,507,000.00			33,507,000.00	11,043,872.69	7,995,286.84	8,759,816.16	5,605,025.25	33,375,000.04	6,287,491.22	10,341,007.46	8,888,507.41	7,569,173.77	31,294,179.86		131,999.06	2,068,818.54	32,002.54			
PS		12,947,000.00		12,947,000.00	12,947,000.00			12,947,000.00	2,332,052.68	3,051,251.08	2,364,720.48	5,068,976.73	12,815,000.00	2,286,058.88	3,080,001.51	2,364,720.48	3,928,998.28	11,679,736.85							
MOOE		20,510,000.00		20,510,000.00	20,510,000.00			20,510,000.00	8,705,820.04	4,915,035.76	6,395,095.68	494,048.52	20,510,000.00	4,015,431.64	7,461,005.96	4,521,786.93	3,640,175.49	19,638,400.01							
Fin Ex		50,000.00		50,000.00	50,000.00			50,000.00		6,000.00		44,000.00	80,000.00	6,000.00				44,000.00							
Operations	3000000000000000	456,023,000.00		456,023,000.00	456,023,000.00			456,023,000.00	148,600,502.71	104,771,656.01	105,523,327.37	97,089,989.59	455,985,475.68	107,794,317.62	102,973,980.67	112,926,688.94	77,874,706.28	401,569,693.51		37,524.32	23,851,286.49	30,564,405.68			
OO - Carabao-based enterprises enhanced	3100000000000000	456,023,000.00		456,023,000.00	456,023,000.00			456,023,000.00	148,600,502.71	104,771,656.01	105,523,327.37	97,089,989.59	455,985,475.68	107,794,317.62	102,973,980.67	112,926,688.94	77,874,706.28	401,569,693.51		37,524.32	23,851,286.49	30,564,405.68			
NATIONAL CARABAO DEVELOPMENT PROGRAM	3101000000000000	456,023,000.00		456,023,000.00	456,023,000.00			456,023,000.00	148,600,502.71	104,771,656.01	105,523,327.37	97,089,989.59	455,985,475.68	107,794,317.62	102,973,980.67	112,926,688.94	77,874,706.28	401,569,693.51		37,524.32	23,851,286.49	30,564,405.68			
Formulation, Monitoring and Evaluation of Plans, Programs and Projects	3101001000010000	10,531,000.00		10,531,000.00	10,531,000.00			10,531,000.00	1,909,083.99	2,541,996.73	3,309,870.50	2,758,795.03	10,519,018.25	1,451,211.02	2,602,466.12	2,517,359.88	3,477,824.12	10,048,863.14		11,981.75	114,293.51	366,881.60			
PS		4,814,000.00		4,814,000.00	4,814,000.00			4,814,000.00	1,000,403.84	1,325,304.84	998,079.91	1,478,229.96	4,802,018.25	973,032.58	1,333,883.82	998,079.91	1,403,119.93	4,708,114.74		11,981.75	83,903.51				
MOOE		5,717,000.00		5,717,000.00	5,717,000.00			5,717,000.00	908,680.15	1,216,263.89	2,311,490.89	1,280,565.07	5,717,000.00	478,178.44	1,268,584.50	1,519,280.27	2,074,705.19	5,340,748.40							
Intensification of the National Upgrading Program	3101001000020000	257,509,000.00		257,509,000.00	257,509,000.00			257,509,000.00	97,989,261.11	62,416,526.91	63,916,825.91	33,286,675.32	257,488,601.11	73,749,711.74	72,735,411.22	66,982,819.54	33,109,300.00	248,677,873.30		20,398.89	3,309,069.68	5,601,658.23			
PS		63,208,000.00	2,000,000.00	65,208,000.00	65,208,000.00		2,000,000.00	65,208,000.00	14,004,822.89	14,504,525.04	10,247,639.19	16,430,814.19	65,187,801.11	13,674,120.91	11,909,250.52	11,246,648.97	10,634,758.28	454,779,668.00		20,398.89	1,722,821.43				
MOOE		200,971,000.00	(2,000,000.00)	198,971,000.00	200,971,000.00		(2,000,000.00)	200,971,000.00	198,971,000.00	80,534,438.42	47,911,613.73	53,668,886.72	16,856,061.13	198,971,000.00	96,745,590.63	80,628,180.70	67,736,169.57	16,475,172.52	191,783,053.82						
CO		3,330,000.00		3,330,000.00	3,330,000.00			3,330,000.00					3,330,000.00					3,330,000.00							
Carabao-Based Enterprise Development	3101001000030000	32,461,000.00		32,461,000.00	32,461,000.00			32,461,000.00	12,284,783.96	2,517,157.01	6,042,735.48	11,618,343.67	32,461,000.00	10,876,332.80	2,573,324.47	4,389,492.22	3,296,708.88	21,105,856.37			6,806,808.67	4,548,335.00			
MOOE		22,461,000.00		22,461,000.00	22,461,000.00			22,461,000.00	4,784,783.96	2,517,157.01	4,142,735.48	11,018,343.67	22,461,000.00	3,376,332.80	2,573,324.47	3,884,492.22	3,296,708.88	13,080,859.57			6,206,808.67	3,173,335.00			
CO		10,000,000.00		10,000,000.00	10,000,000.00			10,000,000.00	7,500,000.00		1,900,000.00	900,000.00	10,000,000.00	7,500,000.00				8,025,000.00			600,000.00	1,375,000.00			
Knowledge Management and Support Services	3101001000040000	10,453,000.00		10,453,000.00	10,453,000.00			10,453,000.00	2,827,525.05	1,443,281.84	2,454,190.60	3,722,858.83	10,447,856.32	1,390,708.99	2,008,432.99	1,632,710.69	3,128,408.50	8,160,261.13		5,143.68	280,436.40	2,007,168.79			
PS		4,304,000.00		4,304,000.00	4,304,000.00			4,304,000.00	912,348.96	1,211,988.96	901,518.96	1,273,010.44	4,298,886.32	875,181.83	1,217,917.82	901,518.96	1,177,231.21	4,175,829.92		5,143.68	123,026.40				
MOOE		6,149,000.00		6,149,000.00	6,149,000.00			6,149,000.00	1,915,176.09	231,312.88	1,552,671.84	2,449,838.39	6,149,000.00	571,547.08	790,516.13	731,191.73	1,951,177.29	3,984,431.21							
Research for Development	3101001000050000	108,071,000.00		108,071,000.00	108,071,000.00			108,071,000.00	29,990,457.76	30,752,461.97	21,003,780.38	29,324,299.86	108,071,000.00	18,761,854.23	18,884,187.82	28,070,446.71	24,756,861.35	80,473,452.21			157,410.00	2,007,168.79			
PS		32,469,000.00	800,000.00	33,269,000.00	33,269,000.00		800,000.00	33,269,000.00	8,495,447.31	9,258,858.32	6,887,882.37	8,848,811.80	33,286,000.00	8,378,042.72	7,541,349.08	7,405,853.85	8,660,915.54	32,086,762.19			4,469,516.33				
MOOE		60,832,000.00	(600,000.00)	60,232,000.00	60,832,000.00		(600,000.00)	60,232,000.00	13,496,010.45	17,628,033.63	11,938,320.81	16,872,065.09	60,232,000.00	5,383,911.51	8,721,531.66	19,444,562.89	13,899,872.72	47,349,876.61			3,545,275.03	1,326,845.36			
CO		14,770,000.00		14,770,000.00	14,770,000.00			14,770,000.00	3,865,000.00	2,199,577.00	3,705,423.16	14,770,000.00	5,000,000.00	2,520,707.16	1,120,032.17	3,398,072.90	11,028,811.41				2,630,900.04	1,102,288.65			
Animal Genetic Resource Conservation and Utilization	3101001000060000	36,998,000.00		36,998,000.00	36,998,000.00			36,998,000.00	6,719,430.94	5,101,017.69	8,796,524.32	16,381,026.85	36,998,000.00	1,564,368.64	4,170,155.99	7,333,857.00	10,134,974.63	23,203,387.36			5,982,264.55	7,812,348.09			
PS		2,075,000.00		2,075,000.00	2,075,000.00			2,075,000.00				2,075,000.00	2,075,000.00					1,915,693.94			159,306.06				
MOOE		34,196,000.00	(2,075,000.00)	32,121,000.00	34,196,000.00		(2,075,000.00)	32,121,000.00	6,719,430.94	5,101,017.69	7,438,374.32	12,876,176.86	32,121,000.00	1,564,368.64	4,170,155.99	7,333,857.00	10,134,974.63	23,203,387.36			5,822,958.49	7,653,041.83			
CO		2,800,000.00		2,800,000.00	2,800,000.00			2,800,000.00				2,800,000.00						2,800,000.00							
Sub-Total, Agency-Specific		489,530,000.00		489,530,000.00	489,530,000.00			489,530,000.00	159,644,375.40	112,737,942.85	114,283,143.33	102,695,014.84	489,380,476.02	114,001,808.84	113,514,988.13	119,813,196.35	95,443,890.05	432,853,873.37		169,523.38	26,810,105.03	30,596,498.22			
PS		107,742,000.00	4,875,000.00	112,617,000.00	107,742,000.00		4,875,000.00	112,617,000.00	29,324,299.86	29,752,461.97	21,003,780.38	29,324,299.86	108,071,000.00	18,761,854.23	18,884,187.82	28,070,446.71	24,756,861.35	80,473,452.21			157,410.00	2,007,168.79			
MOOE		380,838,000.00	(4,875,000.00)	385,963,000.00	386,838,000.00		(4,875,000.00)	385,963,000.00	117,063,299.65	79,521,034.61	87,433,576.72	61,945,089.72</													



Particulars	UACS CODE	Appropriation			Allotments			Current Year Obligations					Current Year Disbursements					Balances						
		Authorized Appropriation	Adjustments (Transfer To)/From, Realignment	Adjusted Appropriations	Allotments Received	Adjustments (Withdrawal, Realignment)	Transfer To	Transfer From	Adjusted Total Allotments	1st Quarter Ending March 31	2nd Quarter Ending June 30	3rd Quarter Ending Sept. 30	4th Quarter Ending Dec. 31	Total	1st Quarter Ending March 31	2nd Quarter Ending June 30	3rd Quarter Ending Sept. 30	4th Quarter Ending Dec. 31	Total	Unreleased Appropriations	Unobligated Allotment	Unpaid Obligations (15-20) + (23-24)	Due and Demandable	Not Yet Due and Demandable
1	2	3	4	5=(3+4)	6	7	8	9	10=(8+(-7)+8+9)	11	12	13	14	15=(11+12+13+14)	16	17	18	19	20=(16+17+18+19)	21=(5-19)	22=(10-15)	23	24	
PS			3,472,517.00	3,472,517.00	3,472,517.00				3,472,517.00	2,855,730.57	450,911.74		165,865.38	3,472,513.69	2,855,730.57	450,911.74		165,865.38	3,472,513.69			3.31		
For payment of monetization of leave credits	400800000004000		135,686.00	135,686.00	135,686.00				135,686.00				109,806.72	25,877.90	135,684.62			109,806.72	25,877.90	135,684.62			1.38	
PS			135,686.00	135,686.00	135,686.00				135,686.00				109,806.72	25,877.90	135,684.62			109,806.72	25,877.90	135,684.62			1.38	
Sub-Total, SPF			7,509,660.00	7,509,660.00	7,509,660.00				7,509,660.00	2,855,730.57	450,911.74	109,806.72	4,067,700.28	7,484,155.31	2,855,736.57	450,911.74	109,806.72	191,743.28	3,608,198.31			25,504.69	3,875,957.00	
PS			7,509,660.00	7,509,660.00	7,509,660.00				7,509,660.00	2,855,736.57	450,911.74	109,806.72	4,067,700.28	7,484,155.31	2,855,736.57	450,911.74	109,806.72	191,743.28	3,608,198.31			25,504.69	3,875,957.00	
GRAND TOTAL		496,023,000.00	7,509,660.00	506,532,660.00	508,532,660.00				506,532,660.00	165,313,799.07	115,534,620.09	116,709,295.77	108,616,965.37	506,174,680.30	119,751,232.51	115,889,886.13	122,359,867.23	87,791,134.18	445,792,120.05			357,979.70	29,786,062.03	30,596,498.22
PS			117,235,000.00	12,384,660.00	129,619,660.00	124,744,660.00			129,619,660.00	32,414,499.12	32,148,565.46	23,805,993.05	40,892,602.65	129,291,680.30	31,839,841.39	27,557,900.55	25,463,493.75	36,067,971.31	120,929,207.00			357,979.70	6,332,473.30	
MCOE		350,838,000.00	(4,875,000.00)	345,963,000.00	350,838,000.00			(4,875,000.00)	345,963,000.00	117,063,299.95	79,521,034.61	87,433,575.72	61,945,089.72	345,963,000.00	72,075,391.12	85,811,278.43	94,619,931.49	48,999,258.03	301,505,859.07			16,808,838.69	27,648,302.24	
Fin Ex			50,000.00	50,000.00	50,000.00				50,000.00	6,000.00			44,000.00	60,000.00	6,000.00			6,000.00					44,000.00	
CO		30,900,000.00		30,900,000.00	30,900,000.00				30,900,000.00	15,830,000.00	3,685,000.00	5,469,727.00	5,735,273.00	30,900,000.00	15,830,000.00	2,520,797.15	2,276,441.99	2,723,904.84	23,351,053.98			4,600,750.04	2,948,195.98	

Certified Correct:

FULGENCIO, AIMEE

Budget Officer

Date: 15/Jan/2019

Certified Correct:

RIVERA, CHERRY PEARL

Chief Accountant

Date: 15/Jan/2019

Recommended By:

FULGENCIO, AIMEE

Director, FMS / OIC-AFMD

Date: 15/Jan/2019

Approved By:

DEL BARRIO, ARNEL

Agency Head/Department

Date: 15/Jan/2019

**STATEMENT OF APPROPRIATIONS, ALLOTMENTS, OBLIGATIONS, DISBURSEMENTS AND BALANCES**  
**As of the Quarter Ending September 30, 2018**

**Department:** Department of Agriculture (DA)  
**Agency:** Philippine Carabao Center  
**Operating Unit:** N/A  
**Organization Code (UACS):** 050100000000  
**Fund Cluster:** 01 - Regular Agency Fund

**Authorization:** 01 - Current Year Appropriations  
**Report Status:** SUBMITTED

Particulars	UACS CODE	Appropriation			Allotments					Current Year Obligations					Current Year Disbursements					Balances					
		Authorized Appropriation	Adjustments (Transfer To/From, Realignment)	Adjusted Appropriations	Allotments Received	Adjustments (Withdrawal, Realignment)	Transfer To	Transfer From	Adjusted Total Allotments	1st Quarter Ending March 31	2nd Quarter Ending June 30	3rd Quarter Ending Sept. 30	4th Quarter Ending Dec. 31	Total	1st Quarter Ending March 31	2nd Quarter Ending June 30	3rd Quarter Ending Sept. 30	4th Quarter Ending Dec. 31	Total	Unreleased Appropriations	Unobligated Allotment	Unpaid Obligations (15-20) Due and Demandable	Not Yet Due and Demandable (21-24)		
1	2	3	4	5(3+4)	6	7	8	9	10(8+9-7+8-9)	11	12	13	14	15(11+12+13+14)	16	17	18	19	20(16+17+18+19)	21(5-15)	22(16-19)	23	24		
<b>I. Agency Specific Budget</b>																									
Specific Budgets of National Government Agencies																									
General Administration and Support																									
General Management and Supervision	100000100001000	33,507,000.00		33,507,000.00	33,507,000.00				33,507,000.00	11,043,872.69	7,966,286.84	8,759,816.16		27,769,975.69	6,287,491.22	10,541,007.46	6,886,507.41		23,715,006.09		5,737,024.31	37,242.64	4,017,726.96		
PB		12,947,000.00		12,947,000.00	12,947,000.00				12,947,000.00	2,332,052.65	3,051,251.08	2,364,720.48		7,748,024.21	2,266,059.58	3,080,001.51	2,364,720.48		15,998,224.52		494,048.52		4,017,726.96		
MOOE		20,510,000.00		20,510,000.00	20,510,000.00				20,510,000.00	8,708,820.04	4,915,035.76	6,395,095.68		20,019,951.48	4,016,431.64	7,461,005.95	4,521,786.93		15,998,224.52						
Fin Ex		50,000.00		50,000.00	50,000.00				50,000.00					8,000.00	8,000.00										
Operations	3000000000000000	456,023,000.00		456,023,000.00	456,023,000.00				456,023,000.00	148,600,502.71	104,771,856.01	105,523,327.37		358,895,488.09	107,794,317.62	102,973,980.67	112,626,689.94		323,894,987.23		3,189,338.72	32,031,160.14			
OO - Carabao-based enterprises enhanced	3100000000000000	456,023,000.00		456,023,000.00	456,023,000.00				456,023,000.00	148,600,502.71	104,771,856.01	105,523,327.37		358,895,488.09	107,794,317.62	102,973,980.67	112,626,689.94		323,894,987.23		3,189,338.72	32,031,160.14			
NATIONAL CARABAO DEVELOPMENT PROGRAM	3101000000000000	456,023,000.00		456,023,000.00	456,023,000.00				456,023,000.00	148,600,502.71	104,771,856.01	105,523,327.37		358,895,488.09	107,794,317.62	102,973,980.67	112,626,689.94		323,894,987.23		3,189,338.72	32,031,160.14			
Formulation, Monitoring and Evaluation of Plans, Programs and Projects	310100100001000	10,531,000.00		10,531,000.00	10,531,000.00				10,531,000.00	1,809,063.99	2,541,596.73	3,309,670.50		7,760,233.22	1,451,211.02	2,602,468.12	2,617,359.68		6,571,039.02		2,770,766.78	18,792.48	1,170,401.72		
PB		4,814,000.00		4,814,000.00	4,814,000.00				4,814,000.00	1,000,403.84	1,325,304.84	986,079.61		3,323,788.29	673,032.58	1,333,883.62	998,079.61		3,304,995.81		1,490,211.71	18,792.48			
MOOE		5,717,000.00		5,717,000.00	5,717,000.00				5,717,000.00	908,660.15	1,216,291.89	2,311,490.89		4,436,444.93	478,178.44	1,268,584.50	1,519,280.27		1,280,557.07						
Information of the National Upgrading Program	310100100002000	257,809,000.00		257,809,000.00	257,809,000.00				257,809,000.00	87,869,281.11	62,418,138.77	63,816,525.91		224,201,925.79	73,749,711.74	72,735,411.22	68,062,619.54		215,467,942.80		33,307,074.21	1,926,965.52	6,807,017.77		
PB		53,208,000.00		53,208,000.00	53,208,000.00				53,208,000.00	14,004,822.69	14,504,525.04	10,247,639.19		38,756,986.92	13,674,120.91	11,909,290.52	11,246,649.97		36,430,021.40		14,451,015.08	1,926,665.52	6,807,017.77		
MOOE		200,971,000.00		200,971,000.00	200,971,000.00				200,971,000.00	80,534,438.42	47,913,613.73	53,668,886.72		182,114,938.87	56,745,690.83	60,826,160.70	57,736,189.57		175,307,921.10		18,856,061.13		6,807,017.77		
CO		3,330,000.00		3,330,000.00	3,330,000.00				3,330,000.00					3,330,000.00	3,330,000.00										
Carabao-Based Enterprise Development	310100100003000	32,461,000.00		32,461,000.00	32,461,000.00				32,461,000.00	12,284,763.86	2,517,157.01	6,042,735.48		20,844,856.33	10,878,332.80	2,573,324.47	4,389,492.22		17,839,149.49		11,616,343.67		3,005,606.84		
MOOE		22,461,000.00		22,461,000.00	22,461,000.00				22,461,000.00	4,784,763.86	2,517,157.01	4,142,735.48		11,444,656.33	3,376,332.80	2,573,324.47	3,864,492.22		6,814,149.49		11,016,343.67		1,630,506.84		
CO		10,000,000.00		10,000,000.00	10,000,000.00				10,000,000.00	7,500,000.00		1,800,000.00		9,400,000.00	7,500,000.00		625,000.00		8,025,000.00		600,000.00		1,375,000.00		
Knowledge Management and Support Services	310100100004000	10,453,000.00		10,453,000.00	10,453,000.00				10,453,000.00	2,827,526.05	1,443,281.84	2,454,190.60		8,724,997.49	1,380,708.99	2,008,432.95	1,632,710.69		5,031,852.63		3,728,002.51	27,238.17	1,665,906.66		
PB		4,304,000.00		4,304,000.00	4,304,000.00				4,304,000.00	912,348.96	1,211,968.98	901,518.98		3,025,836.88	879,181.93	1,217,917.82	901,518.98		2,998,596.71		1,278,185.12	27,238.17			
MOOE		6,149,000.00		6,149,000.00	6,149,000.00				6,149,000.00	1,915,176.09	231,312.88	1,552,671.64		5,699,160.61	611,547.06	790,515.13	731,191.73		2,033,259.32		2,449,839.39		1,665,906.66		
Research for Development	310100100005000	108,071,000.00		108,071,000.00	108,071,000.00				108,071,000.00	26,990,457.76	30,752,461.97	21,003,780.38		78,746,700.11	18,761,954.23	19,884,187.92	28,070,448.71		65,716,590.86		29,324,299.69	1,196,342.55	11,833,766.70		
PB		32,468,000.00		32,468,000.00	32,468,000.00				32,468,000.00	8,495,447.31	8,258,856.32	6,867,862.57		24,622,188.20	8,378,042.72	7,841,949.08	7,405,853.85		23,425,945.65		7,846,811.80	1,196,342.55			
MOOE		60,832,000.00		60,832,000.00	60,832,000.00				60,832,000.00	13,495,010.45	17,828,603.65	11,936,320.61		43,059,934.91	5,383,911.51	8,721,531.69	19,544,562.69		33,880,005.89		17,772,065.09		9,409,929.02		
CO		14,770,000.00		14,770,000.00	14,770,000.00				14,770,000.00	3,000,000.00	3,885,000.00	2,199,677.00		11,064,577.00	5,000,000.00	2,520,707.15	1,120,032.17		8,423,000.00		3,705,423.00		2,423,837.88		
Animal Genetic Resource Conservation and Utilization	310100100006000	36,998,000.00		36,998,000.00	36,998,000.00				36,998,000.00	6,719,430.94	5,101,617.89	8,796,524.52		20,616,973.15	1,564,398.84	4,170,155.99	7,333,657.90		13,068,412.93		16,381,026.85		7,548,660.42		
MOOE		34,198,000.00		34,198,000.00	34,198,000.00				34,198,000.00	6,194,930.94	5,101,617.89	7,426,374.53		19,246,823.15	1,564,398.84	4,170,155.99	6,702,448.08		12,437,002.91		14,851,176.85		8,009,820.34		
CO		2,800,000.00		2,800,000.00	2,800,000.00				2,800,000.00			1,370,150.00		1,370,150.00			631,409.82		631,409.82		1,429,850.00		738,740.18		
Sub-Total, Agency-Specific		489,530,000.00		489,530,000.00	489,530,000.00				489,530,000.00	159,644,376.40	112,737,942.85	114,263,143.53		388,685,461.78	114,061,808.84	113,614,988.13	116,813,196.35		347,409,993.32		102,864,536.22	3,208,581.36	35,048,687.10		
PB		107,742,000.00		107,742,000.00	107,742,000.00				107,742,000.00	26,745,075.46	29,351,908.24	21,379,640.61		77,476,824.50	25,170,417.72	25,183,002.58	22,918,822.87		74,270,243.14		30,268,175.80	3,208,581.36			
MOOE		350,838,000.00		350,838,000.00	350,838,000.00				350,838,000.00	117,063,298.95	79,521,034.61	87,433,575.72		284,017,910.28	72,075,391.12	85,811,276.43	94,619,931.49		252,506,901.04		68,820,058.72		31,511,309.24		
Fin Ex		50,000.00		50,000.00	50,000.00				50,000.00					8,000.00	8,000.00										
CO		30,900,000.00		30,900,000.00	30,900,000.00				30,900,000.00	15,830,000.00	3,885,000.00	5,489,727.00		25,164,727.00	15,830,000.00	2,520,707.15	2,276,441.99		20,627,149.14		5,736,273.00		4,537,877.86		
<b>II. Automatic Appropriations</b>																									
Retirement and Life Insurance Premiums																									
General Administration and Support	1000000000000000	1,153,000.00		1,153,000.00	1,153,000.00				1,153,000.00	246,461.52	247,631.00	272,226.78		786,319.28	246,461.52	247,631.00	272,226.78		786,319.28		386,680.72				
General Management and Supervision	100000100001000	1,153,000.00		1,153,000.00	1,153,000.00				1,153,000.00	246,461.52	247,631.00	272,226.78		786,319.28	246,461.52	247,631.00	272,226.78		786,319.28		386,680.72				
PB		1,153,000.00		1,153,000.00	1,153,000.00				1,153,000.00	246,461.52	247,631.00	272,226.78		786,319.28	246,461.52	247,631.00	272,226.78		786,319.28		386,680.72				
Operations	3000000000000000	8,340,000.00		8,340,000.00	8,340,000.00				8,340,000.																

Particulars	UACS CODE	Appropriation			Allotments				Current Year Obligations					Current Year Disbursements				Balances						
		Authorized Appropriation	Adjustments (Transfer To)/From, Realignment)	Adjusted Appropriations	Allotments Received	Adjustments (Withdrawal, Realignment)	Transfer To	Transfer From	Adjusted Total Allotments	1st Quarter Ending March 31	2nd Quarter Ending June 30	3rd Quarter Ending Sept. 30	4th Quarter Ending Dec. 31	Total	1st Quarter Ending March 31	2nd Quarter Ending June 30	3rd Quarter Ending Sept. 30	4th Quarter Ending Dec. 31	Total	Unreleased Appropriations	Unobligated Allotment	Unpaid Obligations (15+20) = (23+24)		
1	2	3	4	5=(3+4)	6	7	8	9	10=(8+9)	11	12	13	14	15=(11+12+13+14)	16	17	18	19	20=(16+17+18+19)	21=(5-10)	22=(10-16)	23	24	
PS			3,416,468.00	3,416,468.00	3,416,468.00				3,416,468.00	2,855,736.57	450,911.74	109,806.72		3,416,455.03	2,855,736.57	450,911.74	109,806.72		3,416,455.03					
MCOE																								
Fin Ex																								
CO																								
<b>GRAND TOTAL</b>		496,023,000.00	3,416,468.00	502,439,468.00	502,439,468.00				502,439,468.00	185,313,789.07	115,534,820.09	116,709,296.77		397,557,714.93	119,751,232.51	115,889,886.13	122,359,867.23		398,000,985.87		104,881,743.07	3,507,841.96	36,048,887.10	
PS		117,235,000.00	3,416,468.00	120,651,468.00	120,651,468.00				120,651,468.00	32,414,499.12	32,148,585.48	23,805,993.05		88,369,077.65	31,839,841.39	27,557,900.55	25,463,493.75		84,861,235.69		32,282,380.35	3,507,841.96		
MCOE		350,838,000.00		350,838,000.00	350,838,000.00				350,838,000.00	117,063,299.95	79,521,034.61	87,433,576.72		284,017,910.28	72,075,391.12	85,811,278.43	94,619,931.49		262,506,601.04		66,820,089.72		31,511,309.24	
Fin Ex		50,000.00		50,000.00	50,000.00				50,000.00	6,990.00				6,000.00	6,000.00				6,000.00		44,000.00			
CO		30,900,000.00		30,900,000.00	30,900,000.00				30,900,000.00	15,830,000.00	3,865,000.00	5,469,727.00		26,164,727.00	15,830,000.00	2,620,707.15	2,276,441.99		20,927,149.14		5,735,273.00		4,537,577.86	

Certified Correct:

FULGENCIO, AIMEE T.

Budget Officer

Date: 15/Oct/2018

Certified Correct:

RIVERA, CHERY PEARL C.

Chief Accountant

Date:

Recommended By:

FULGENCIO, AIMEE T.

Director, FMS

Date: 15/Oct/2018

Approved By:

DEL BARRIO, ARNEL

Agency Head/Department

Date: 15/Oct/2018



**STATEMENT OF APPROPRIATIONS, ALLOTMENTS, OBLIGATIONS, DISBURSEMENTS AND BALANCES**  
As of the Quarter Ending June 30, 2018


**Department: Department of Agriculture (DA)**  
**Agency: Philippine Carabao Center**  
**Operating Unit: N/A**  
**Organization Code (UACS): 050100000000**  
**Fund Cluster: 01 - Regular Agency Fund**

**Authorization: 01 - Current Year Appropriations**  
**Report Status: SUBMITTED**


Particulars	UACS CODE	Appropriation			Allotments					Current Year Obligations				Current Year Disbursements				Balances					
		Authorized Appropriation	Adjustments (Transfer To)/From, Reassignment	Adjusted Appropriations	Allotments Received	Adjustments (Withdrawal, Reassignment)	Transfer To	Transfer From	Adjusted Total Allotments	1st Quarter Ending March 31	2nd Quarter Ending June 30	3rd Quarter Ending Sept. 30	4th Quarter Ending Dec. 31	Total	1st Quarter Ending March 31	2nd Quarter Ending June 30	3rd Quarter Ending Sept. 30	4th Quarter Ending Dec. 31	Total	Unreleased Appropriations	Unobligated Allotment	Unpaid Obligations (15-20) = (23+24)	
1	2	3	4	5	6	7	8	9	10=(6+7-8+9)	11	12	13	14	15=(11+12+13+14)	16	17	18	19	20=(16+17+18+19)	21=(5-10)	22=(10-15)	23	24
<b>I. Agency Specific Budget</b>																							
Specific Budgets of National Government Agencies		01101101																					
General Administration and Support		1000000000000000	33,607,000.00		33,607,000.00				33,607,000.00	11,043,872.89	7,965,286.84			19,010,159.53	8,287,491.22	10,541,007.48			16,828,488.68		14,486,840.47	37,242.64	2,144,418.21
General Management and Supervision		100000100001000	33,607,000.00		33,607,000.00				33,607,000.00	11,043,872.89	7,965,286.84			19,010,159.53	8,287,491.22	10,541,007.48			16,828,488.68		14,486,840.47	37,242.64	2,144,418.21
PS			12,947,000.00		12,947,000.00				12,947,000.00	2,332,062.85	3,051,251.08			5,383,303.73	2,826,059.58	3,080,001.81			5,346,061.09		7,563,698.27	37,242.64	
MOOE			20,510,000.00		20,510,000.00				20,510,000.00	8,705,820.04	4,915,035.76			13,620,855.80	4,015,431.64	7,461,005.96			11,479,437.59		6,899,144.20		2,144,418.21
Fin Ex			50,000.00		50,000.00				50,000.00					6,000.00	6,000.00				44,000.00				
Operations		3000000000000000	456,023,000.00		456,023,000.00				456,023,000.00	148,600,502.71	104,771,656.01			253,372,158.72	107,794,317.62	102,973,980.67			210,768,298.29		202,650,841.28	4,706,320.78	37,897,539.65
OO - Carabao-based enterprises enhanced		3100000000000000	456,023,000.00		456,023,000.00				456,023,000.00	148,600,502.71	104,771,656.01			253,372,158.72	107,794,317.62	102,973,980.67			210,768,298.29		202,650,841.28	4,706,320.78	37,897,539.65
NATIONAL CARABAO DEVELOPMENT PROGRAM		3101000000000000	456,023,000.00		456,023,000.00				456,023,000.00	148,600,502.71	104,771,656.01			253,372,158.72	107,794,317.62	102,973,980.67			210,768,298.29		202,650,841.28	4,706,320.78	37,897,539.65
Formulation, Monitoring and Evaluation of Plans, Programs and Projects		310100100001000	10,631,000.00		10,631,000.00				10,631,000.00	1,809,063.92	2,802,488.12			4,450,662.72	1,451,211.02	2,802,488.12			4,053,679.14		6,080,337.28	18,792.48	378,191.10
PS			4,814,000.00		4,814,000.00				4,814,000.00	1,000,403.84	1,325,304.84			2,325,708.88	873,002.88	1,333,983.82			2,306,916.20		2,488,291.32	18,792.48	
MOOE			5,717,000.00		5,717,000.00				5,717,000.00	908,599.15	1,216,293.89			2,124,954.04	478,178.44	1,288,584.50			1,748,702.94		3,592,045.96		378,191.10
Fin Ex			257,909,000.00		257,909,000.00				257,909,000.00	97,869,261.11	82,416,138.77			160,285,399.88	73,749,711.74	72,735,411.22			146,485,122.96		97,223,800.12	2,925,976.30	10,874,300.62
PS			53,208,000.00		53,208,000.00				53,208,000.00	14,004,822.89	14,804,526.04			28,509,347.73	13,674,120.91	11,909,250.52			25,583,371.43		24,698,652.27	2,925,976.30	
MOOE			200,971,000.00		200,971,000.00				200,971,000.00	80,534,438.42	47,911,613.73			128,448,052.16	56,745,590.83	60,826,160.70			117,571,751.53		117,571,751.53		10,874,300.62
CO			3,330,000.00		3,330,000.00				3,330,000.00	3,330,000.00				3,330,000.00	3,330,000.00				3,330,000.00				
Carabao-Based Enterprise Development		310100100003000	32,461,000.00		32,461,000.00				32,461,000.00	12,284,763.88	2,517,157.01			14,801,920.87	10,876,332.80	2,973,324.47			13,449,857.27		17,659,079.13		1,352,263.60
MOOE			22,461,000.00		22,461,000.00				22,461,000.00	4,784,763.88	2,517,157.01			7,301,920.87	3,376,332.80	2,973,324.47			9,549,857.27		15,189,079.13		1,352,263.60
CO			10,000,000.00		10,000,000.00				10,000,000.00	7,500,000.00				7,500,000.00	7,500,000.00				7,500,000.00		2,500,000.00		
Knowledge Management and Support Services		310100100004000	10,453,000.00		10,453,000.00				10,453,000.00	2,587,625.05	1,443,281.84			4,270,906.89	1,390,798.99	2,008,432.95			3,399,141.94		6,182,193.11	27,238.17	844,426.78
PS			4,304,000.00		4,304,000.00				4,304,000.00	4,304,000.00	1,211,968.98			5,124,317.22	875,191.93	1,217,917.62			2,997,076.75		5,184,066.31	27,238.17	
MOOE			6,149,000.00		6,149,000.00				6,149,000.00	1,915,176.09	231,312.88			2,146,488.97	517,547.06	780,515.13			1,302,062.19		4,002,511.03		844,426.78
Fin Ex			108,071,000.00		108,071,000.00				108,071,000.00	26,990,457.79	30,752,481.97			57,742,919.73	18,761,854.23	18,884,187.92			37,645,142.15		50,328,080.27	1,734,313.63	18,362,463.75
PS			32,469,000.00		32,469,000.00				32,469,000.00	8,495,447.31	9,258,858.32			17,754,305.63	8,378,042.72	7,841,949.08			16,019,991.80		14,714,694.37	1,734,313.63	
MOOE			80,832,000.00		80,832,000.00				80,832,000.00	13,495,010.45	80,832,865.65			31,123,614.10	5,383,911.51	8,721,531.89			14,105,443.20		29,708,385.90		17,016,170.90
CO			14,770,000.00		14,770,000.00				14,770,000.00	5,000,000.00	3,665,000.00			8,665,000.00	5,000,000.00	2,820,707.15			7,820,707.15		5,905,000.00		1,344,292.65
Animal Genetic Resource Conservation and Utilization		310100100008000	36,998,000.00		36,998,000.00				36,998,000.00	6,719,430.84	5,101,017.69			11,820,448.83	1,964,398.84	4,170,155.99			5,734,554.83		25,177,551.37		6,085,893.80
MOOE			34,198,000.00		34,198,000.00				34,198,000.00	6,719,430.84	5,101,017.69			11,820,448.83	1,964,398.84	4,170,155.99			5,734,554.83		22,377,551.37		6,085,893.80
CO			2,800,000.00		2,800,000.00				2,800,000.00										2,800,000.00				
Sub-Total, Agency-Specific			489,530,000.00		489,530,000.00				489,530,000.00	159,644,375.40	112,737,942.85			272,382,318.25	114,091,808.84	113,814,988.13			327,596,796.07		217,147,691.75	4,743,963.49	40,041,957.86
PS			107,742,000.00		107,742,000.00				107,742,000.00	26,745,076.45	29,351,908.24			56,096,983.09	28,170,417.72	25,183,002.85			51,353,420.27		51,846,016.31	4,743,963.49	
MOOE			350,838,000.00		350,838,000.00				350,838,000.00	117,083,299.95	79,521,034.81			196,564,334.56	72,075,391.12	85,811,278.43			197,886,689.55		194,253,985.44		38,697,695.01
Fin Ex			50,000.00		50,000.00				50,000.00					6,000.00	6,000.00					44,000.00			
CO			30,900,000.00		30,900,000.00				30,900,000.00	15,830,000.00	3,865,000.00			19,695,000.00	15,830,000.00	2,520,707.15			18,350,707.15		11,205,000.00		1,344,292.65
<b>II. Automatic Appropriations</b>																							
Retirement and Life Insurance Premiums		01104102																					
General Administration and Support		1000000000000000	1,153,000.00		1,153,000.00				1,153,000.00	248,461.52	247,631.00			494,092.52	246,461.52	247,631.00			494,092.52		658,907.48		
General Management and Supervision		100000100001000	1,153,000.00		1,153,000.00				1,153,000.00	248,461.52	247,631.00			494,092.52	246,461.52	247,631.00			494,092.52		658,907.48		
PS			1,153,000.00		1,153,000.00				1,153,000.00	248,461.52	247,631.00			494,092.52	246,461.52	247,631.00			494,092.52		658,907.48		
MOOE			8,340,000.00		8,340,000.00				8,340,000.00	1,847,228.96	2,098,134.50			4,895,360.08	2,587,225.58	1,679,358.28			4,243,580.84		3,674,639.92	421,779.24	
Fin Ex			50,000.00		50,000.00				50,000.00					6,000.00	6,000.00					44,000.00			
CO			30,900,000.00		30,900,000.00				30,900,000.00	15,830,000.00	3,865,000.00			19,695,000.00	15,830,000.00	2,520,707.15			18,350,707.15		11,205,000.00		1,344,292.65
Operations		3000000000000000	8,340,000.00		8,340,000.00				8,340,000.00	2,587,228.96	2,098,134.50			4,895,360.08	2,587,225.58	1,679,358.28			4,243,580.84		3,674,639.92	421,779.24	
OO - Carabao-based enterprises enhanced		3100000000000000	8,340,000.00		8,340,00																		

Particulars	UACS CODE	Appropriation			Allotments				Current Year Obligations				Current Year Disbursements				Balances						
		Authorized Appropriation	Adjustments (Transfer To/From, Realignment)	Adjusted Appropriations	Allotments Received	Adjustments (Withdrawal, Realignment)	Transfer To	Transfer From	Adjusted Total Allotments	1st Quarter Ending March 31	2nd Quarter Ending June 30	3rd Quarter Ending Sept. 30	4th Quarter Ending Dec. 31	Total	1st Quarter Ending March 31	2nd Quarter Ending June 30	3rd Quarter Ending Sept. 30	4th Quarter Ending Dec. 31	Total	Unreleased Appropriations	Unobligated Allotment	Unpaid Obligations (15-20) + (23+24)	Not Yet Due and Demandable
1	2	3	4	5=(3+4)	6	7	8	9	10=(8+9)	11	12	13	14	15=(11+12+13+14)	16	17	18	19	20=(16+17+18+19)	21=(5-10)	22=(6-15)	23	24
Fin Ex																							
CO																							
<b>GRAND TOTAL</b>		499,023,000.00	3,306,850.00	502,329,850.00	502,329,850.00				502,329,850.00	165,313,799.07	115,534,620.09			280,848,419.16	119,751,232.51	115,889,886.13			235,641,118.64	221,481,230.84	5,165,342.66	40,041,957.80	
PS		117,235,000.00	3,306,850.00	120,541,850.00	120,541,850.00				120,541,850.00	32,414,499.12	32,148,585.48			64,563,084.60	31,839,841.39	27,567,900.66			92,397,741.94	95,978,595.40	5,165,342.66		
MDOE		350,838,000.00		350,838,000.00	350,838,000.00				350,838,000.00	117,063,299.95	79,521,034.61			196,584,334.56	72,075,391.12	85,811,278.43			157,886,666.55	154,253,865.44		38,897,668.01	
Fin Ex		50,000.00		50,000.00	50,000.00				50,000.00	6,000.00				6,000.00	6,000.00				6,000.00		44,000.00		
CO		30,900,000.00		30,900,000.00	30,900,000.00				30,900,000.00	15,830,000.00	3,865,000.00			19,695,000.00	15,830,000.00	2,520,707.15			18,350,707.15	11,205,000.00		1,344,292.85	


Certified Correct:

  
 FULGENCIO, AIMEE  
 Budget Officer  
 Date: 12/Jul/2018


Certified Correct:

  
 RIVERA, CHERRY PEARL  
 Chief Accountant  
 Date:

Recommended By:

  
 Director, FMS  
 Date: 12/Jul/2018

Approved By:

  
 DEL BARRIO, ARNEL  
 Agency Head/Department  
 Date: 12/Jul/2018

This report was generated using the Unified Reporting System on 12/07/2018 11:33



STATEMENT OF APPROPRIATIONS, ALLOTMENTS, OBLIGATIONS, DISBURSEMENTS AND BALANCES  
As of the Quarter Ending March 31, 2018

Department: Department of Agriculture (DA)  
Agency: Philippine Carabao Center  
Operating Unit: N/A  
Organization Code (UACS): 050100000000  
Fund Cluster: 01 - Regular Agency Fund


Authorization: 01 - Current Year Appropriations  
Report Status: SUBMITTED

Particulars	UACS CODE	Appropriation			Allotments			Current Year Obligations					Current Year Disbursements					Balances																												
		Authorized Appropriation	Adjustments (Transfer To/From, Realignment)	Adjusted Appropriations	Allotments Received	Adjustments (Withdrawal, Realignment)	Transfer To	Transfer From	Adjusted Total Allotments	1st Quarter Ending March 31	2nd Quarter Ending June 30	3rd Quarter Ending Sept. 30	4th Quarter Ending Dec. 31	Total	1st Quarter Ending March 31	2nd Quarter Ending June 30	3rd Quarter Ending Sept. 30	4th Quarter Ending Dec. 31	Total	Unreleased Appropriations	Unobligated Allotment	Unpaid Obligations (15-20) - (23+24)																								
1	2	3	4	5=3+4	6	7	8	9	10=(8+9+7+6)	11	12	13	14	15=(11+12+13+14)	16	17	18	19	20=(16+17+18+19)	21=(2-16)	22=(6-10)	23	24																							
I. Agency Specific Budget																																														
Specific Budgets of National Government Agencies																							01101101																							
General Administration and Support	10000000000000	33,507,000.00		33,507,000.00	33,507,000.00				33,507,000.00	11,043,872.69				11,043,872.69	8,287,491.22				8,287,491.22	22,463,127.31	85,693.07	4,768,381.47																								
General Management and Supervision	10000010001000	33,507,000.00		33,507,000.00	33,507,000.00				33,507,000.00	11,043,872.69				11,043,872.69	8,287,491.22				8,287,491.22	22,463,127.31	85,693.07	4,768,381.47																								
PS		12,847,000.00		12,847,000.00	12,847,000.00				12,847,000.00	2,932,032.85				2,932,032.85	2,288,059.58				2,288,059.58	10,814,947.35	85,993.07	85,993.07																								
MOOE		20,510,000.00		20,510,000.00	20,510,000.00				20,510,000.00	8,705,820.04				8,705,820.04	4,018,431.64				4,018,431.64	11,854,179.86			4,899,358.40																							
Fin Ex		60,000.00		60,000.00	60,000.00				60,000.00	6,000.00				6,000.00	6,000.00				6,000.00	44,000.00																										
Operations	30000000000000	458,023,000.00		458,023,000.00	458,023,000.00				458,023,000.00	149,600,802.71				149,600,802.71	107,794,317.62				107,794,317.62	307,422,457.29	608,884.88	40,287,820.43																								
OO : Carabao-based enterprises enhanced	31000000000000	458,023,000.00		458,023,000.00	458,023,000.00				458,023,000.00	149,600,802.71				149,600,802.71	107,794,317.62				107,794,317.62	307,422,457.29	608,884.88	40,287,820.43																								
NATIONAL CARABAO DEVELOPMENT PROGRAM	31010000000000	458,023,000.00		458,023,000.00	458,023,000.00				458,023,000.00	149,600,802.71				149,600,802.71	107,794,317.62				107,794,317.62	307,422,457.29	608,884.88	40,287,820.43																								
Formulation, Monitoring and Evaluation of Plans, Programs and Projects	31010010001000	10,531,000.00		10,531,000.00	10,531,000.00				10,531,000.00	1,608,083.89				1,608,083.89	1,451,211.02				1,451,211.02	8,821,938.01	27,371.28	430,491.71																								
PS		4,814,000.00		4,814,000.00	4,814,000.00				4,814,000.00	1,000,403.84				1,000,403.84	973,832.58				973,832.58	3,813,658.16	27,371.28																									
MOOE		5,717,000.00		5,717,000.00	5,717,000.00				5,717,000.00	608,880.15				608,880.15	478,178.44				478,178.44	4,808,339.85		430,491.71																								
Intensification of the National Upgrading Program	31010010002000	257,509,000.00		257,509,000.00	257,509,000.00				257,509,000.00	97,889,281.11				97,889,281.11	73,749,711.74				73,749,711.74	169,833,738.89	830,701.78	23,788,647.59																								
PS		83,208,000.00		83,208,000.00	83,208,000.00				83,208,000.00	14,004,822.89				14,004,822.89	13,874,120.81				13,874,120.81	39,203,177.31	350,701.76																									
MOOE		200,871,000.00		200,871,000.00	200,871,000.00				200,871,000.00	80,534,438.42				80,534,438.42	60,745,590.93				60,745,590.93	120,430,561.58		23,788,647.59																								
CO		3,330,000.00		3,330,000.00	3,330,000.00				3,330,000.00	3,330,000.00				3,330,000.00	3,330,000.00				3,330,000.00																											
Carabao-Based Enterprises Development	31010010003000	32,481,000.00		32,481,000.00	32,481,000.00				32,481,000.00	12,284,783.88				12,284,783.88	10,876,332.00				10,876,332.00	20,178,238.14		1,408,431.08																								
MOOE		22,481,000.00		22,481,000.00	22,481,000.00				22,481,000.00	4,784,783.88				4,784,783.88	3,378,532.80				3,378,532.80	17,876,238.14		1,408,431.08																								
CO		10,000,000.00		10,000,000.00	10,000,000.00				10,000,000.00	7,500,000.00				7,500,000.00	7,500,000.00				7,500,000.00	2,600,000.00																										
Knowledge Management and Support Services	31010010004000	10,453,000.00		10,453,000.00	10,453,000.00				10,453,000.00	2,827,895.05				2,827,895.05	1,390,708.98				1,390,708.98	7,828,474.98	33,187.03	1,403,829.03																								
PS		4,304,000.00		4,304,000.00	4,304,000.00				4,304,000.00	612,348.88				612,348.88	878,181.83				878,181.83	3,681,851.04	23,187.03																									
MOOE		5,149,000.00		5,149,000.00	5,149,000.00				5,149,000.00	1,915,176.09				1,915,176.09	511,647.06				511,647.06	4,233,823.91		1,403,829.03																								
Research for Development	31010010005000	108,071,000.00		108,071,000.00	108,071,000.00				108,071,000.00	30,560,467.78				30,560,467.78	18,781,984.23				18,781,984.23	61,080,542.24	117,404.69	8,111,089.84																								
PS		32,489,000.00		32,489,000.00	32,489,000.00				32,489,000.00	8,495,447.31				8,495,447.31	8,378,042.72				8,378,042.72	23,879,652.68	117,404.69																									
MOOE		60,832,000.00		60,832,000.00	60,832,000.00				60,832,000.00	13,485,010.45				13,485,010.45	8,383,911.81				8,383,911.81	47,336,886.65		8,111,089.84																								
CO		14,770,000.00		14,770,000.00	14,770,000.00				14,770,000.00	5,000,000.00				5,000,000.00	5,000,000.00				5,000,000.00	9,770,000.00																										
Animal Genetic Resource Conservation and Utilization	31010010006000	38,998,000.00		38,998,000.00	38,998,000.00				38,998,000.00	6,719,430.94				6,719,430.94	1,684,398.84				1,684,398.84	30,278,601.06		5,155,032.10																								
MOOE		34,198,000.00		34,198,000.00	34,198,000.00				34,198,000.00	6,719,430.94				6,719,430.94	1,684,398.84				1,684,398.84	27,478,601.06		5,155,032.10																								
CO		2,800,000.00		2,800,000.00	2,800,000.00				2,800,000.00											2,800,000.00																										
Sub-Total, Agency-Specific		489,530,000.00		489,530,000.00	489,530,000.00				489,530,000.00	159,844,376.40				159,844,376.40	114,061,808.84				114,061,808.84	329,865,624.60	674,657.73	48,053,801.80																								
PS		107,742,000.00		107,742,000.00	107,742,000.00				107,742,000.00	28,745,076.45				28,745,076.45	28,170,417.72				28,170,417.72	80,866,924.95	674,657.73	85,983.07																								
MOOE		350,838,000.00		350,838,000.00	350,838,000.00				350,838,000.00	117,063,299.95				117,063,299.95	72,076,391.12				72,076,391.12	233,774,700.05		44,000.00																								
Fin Ex		60,000.00		60,000.00	60,000.00				60,000.00	6,000.00				6,000.00	6,000.00				6,000.00	44,000.00																										
CO		30,900,000.00		30,900,000.00	30,900,000.00				30,900,000.00	15,830,000.00				15,830,000.00	15,830,000.00				15,830,000.00	15,070,000.00																										
II. Automatic Appropriations																																														
Retirement and Life Insurance Premiums																							01104102																							
General Administration and Support	10000000000000	1,153,000.00		1,153,000.00	1,153,000.00				1,153,000.00	248,481.82				248,481.82	248,481.82				248,481.82	808,538.48																										
General Management and Supervision	10000010001000	1,153,000.00		1,153,000.00	1,153,000.00				1,153,000.00	248,481.82				248,481.82	248,481.82				248,481.82	808,538.48																										
PS		1,153,000.00		1,153,000.00	1,153,000.00				1,153,000.00	248,481.82				248,481.82	248,481.82				248,481.82	808,538.48																										
Operations	30000000000000	8,340,000.00		8,340,000.00	8,340,000.00				8,340,000.00	2,567,225.58				2,567,225.58	2,567,225.58				2,567,225.58	5,772,774.42																										

Particulars	UACS CODE	Appropriation			Allotments					Current Year Obligations					Current Year Disbursements				Balances				
		Authorized Appropriation	Adjustments (Transfer (To)/From, Realignment)	Adjusted Appropriations	Allotments Received	Adjustments (Withdrawals, Realignment)	Transfer To	Transfer From	Adjusted Total Allotments	1st Quarter Ending March 31	2nd Quarter Ending June 30	3rd Quarter Ending Sept. 30	4th Quarter Ending Dec. 31	Total	1st Quarter Ending March 31	2nd Quarter Ending June 30	3rd Quarter Ending Sept. 30	4th Quarter Ending Dec. 31	Total	Unreleased Appropriations	Unobligated Allotment	Unpaid Obligations (15-20) = (23+24)	
																						Due and Demandable	Not Yet Due and Demandable
OO : Carabao-based enterprises enhanced	31000000000000	8,340,000.00		8,340,000.00	8,340,000.00			8,340,000.00	2,587,225.58				2,587,225.58	2,587,225.58				2,587,225.58			5,772,774.42		
NATIONAL CARABAO DEVELOPMENT PROGRAM	31010000000000	8,340,000.00		8,340,000.00	8,340,000.00			8,340,000.00	2,587,225.58				2,587,225.58	2,587,225.58				2,587,225.58			5,772,774.42		
Formulation, Monitoring and Evaluation of Plans, Programs and Projects	310100100001000	439,000.00		439,000.00	439,000.00			439,000.00	110,181.48				110,181.48	110,181.48				110,181.48			326,818.52		
PS		439,000.00		439,000.00	439,000.00			439,000.00	110,181.48				110,181.48	110,181.48				110,181.48			326,818.52		
Internalization of the National Upgrading Program	310100100002000	4,848,000.00		4,848,000.00	4,848,000.00			4,848,000.00	1,481,824.18				1,481,824.18	1,481,824.18				1,481,824.18			3,184,175.84		
PS		4,848,000.00		4,848,000.00	4,848,000.00			4,848,000.00	1,481,824.18				1,481,824.18	1,481,824.18				1,481,824.18			3,184,175.84		
Knowledge Management and Support Services	310100100004000	391,000.00		391,000.00	391,000.00			391,000.00	98,313.60				98,313.60	98,313.60				98,313.60			292,686.40		
PS		391,000.00		391,000.00	391,000.00			391,000.00	98,313.60				98,313.60	98,313.60				98,313.60			292,686.40		
Research for Development	310100100006000	2,884,000.00		2,884,000.00	2,884,000.00			2,884,000.00	896,808.34				896,808.34	896,808.34				896,808.34			1,987,191.66		
PS		2,884,000.00		2,884,000.00	2,884,000.00			2,884,000.00	896,808.34				896,808.34	896,808.34				896,808.34			1,987,191.66		
Customs duties and taxes, including tax expenditures	01104105																						
Purpose	40000000000000																						
Tax Expenditure Fund	40160000000000																						
MOOE																							
Debt Interest Payments	01104110																						
Purpose	40000000000000																						
Debt Interest Payments	40100000000000																						
For the Payment of Interest of Foreign and Domestic Indebtedness	401000000001000																						
Fin Ex																							
Internal Revenue Allotment	01104251																						
Purpose	40000000000000																						
Allocations to Local Government Units - Internal Revenue Allotment	401300000000000																						
MOOE																							
Net Lending	01104283																						
Purpose	40000000000000																						
BSGC - Net Lending	401700000000000																						
For net lending to Government Owned and/or Controlled Corporations	401700000001000																						
CO																							
Sub-Total, Automatic Appropriations		8,493,000.00		8,493,000.00	8,493,000.00			8,493,000.00	2,613,887.10				2,613,887.10	2,613,887.10				2,613,887.10			8,679,312.90		
PS		8,493,000.00		8,493,000.00	8,493,000.00			8,493,000.00	2,613,887.10				2,613,887.10	2,613,887.10				2,613,887.10			8,679,312.90		
MOOE																							
Fin Ex																							
CO																							
III. Special Purpose Fund																							
Pension and Gratuity Fund	01101407			2,855,737.00	2,855,737.00			2,855,737.00	2,855,736.57				2,855,736.57	2,855,736.57				2,855,736.57			43		
Purpose	400000000000000			2,855,737.00	2,855,737.00			2,855,737.00	2,855,736.57				2,855,736.57	2,855,736.57				2,855,736.57			43		
Pension and Gratuity Fund	400800000000000			2,855,737.00	2,855,737.00			2,855,737.00	2,855,736.57				2,855,736.57	2,855,736.57				2,855,736.57			43		
For payment of retirement and terminal leave benefits	400800000002000			2,855,737.00	2,855,737.00			2,855,737.00	2,855,736.57				2,855,736.57	2,855,736.57				2,855,736.57			43		
PS				2,855,737.00	2,855,737.00			2,855,737.00	2,855,736.57				2,855,736.57	2,855,736.57				2,855,736.57			43		
Sub-Total, BPF				2,855,737.00	2,855,737.00			2,855,737.00	2,855,736.57				2,855,736.57	2,855,736.57				2,855,736.57			43		
PS				2,855,737.00	2,855,737.00			2,855,737.00	2,855,736.57				2,855,736.57	2,855,736.57				2,855,736.57			43		
MOOE																							
Fin Ex																							
CO																							
GRAND TOTAL		499,023,000.00	2,855,737.00	501,878,737.00	501,878,737.00			501,878,737.00	165,313,789.07				165,313,789.07	119,751,232.51				119,751,232.51			306,664,937.93	574,857.73	46,053,801.80
PS		117,235,000.00	2,855,737.00	120,090,737.00	120,090,737.00			120,090,737.00	32,414,469.12				32,414,469.12	31,839,841.39				31,839,841.39			87,676,237.68	574,857.73	69,663.07
MOOE		350,838,000.00		350,838,000.00	350,838,000.00			350,838,000.00	117,069,299.95				117,069,299.95	72,075,391.12				72,075,391.12			233,774,700.05		44,687,938.83
Fin Ex		50,000.00		50,000.00	50,000.00			50,000.00	6,000.00				6,000.00	6,000.00				6,000.00			44,000.00		
CO		30,900,000.00		30,900,000.00	30,900,000.00			30,900,000.00	15,830,000.00				15,830,000.00	15,830,000.00				15,830,000.00			15,076,000.00		



Certified Correct:

  
FULGENCIO, AIMEE T.

Budget Officer

Date:

Certified Correct:

  
RIVERA, CHERRY PEARL C.

Chief Accountant

Date:


Recommended By:

  
GASMEÑA, JEAN G.

Director, FMS

Date:

Approved By:

  
ARNEL N. DEL BARRIO  
Executive Director

Agency Head/Department

Date: