





Particulars	UACS Code	Appropriations			Allotments			Current Year Obligations				TOTAL	Current Year Disbursements				TOTAL	Balances						
		Authorized Appropriation	Adjustments (Transfer, To/From, Realignment)	Adjusted Appropriations	Allotments Received	Adjustments (Withdrawal, Realignment/ Augmentation)	Transfer to	Transfer From	Adjusted Total Allotments	1st Quarter Ending March 31	2nd Quarter Ending June 30		3rd Quarter Ending September 30	4th Quarter Ending December 31	1st Quarter Ending March 31	2nd Quarter Ending June 30		3rd Quarter Ending September 30	4th Quarter Ending December 31	Unreleased Appropriations	Unobligated Allotment	Unpaid Obligations (15-29)=(23+24)		
																						Due and Demandable	Not Yet Due and Demandable	
1	2	3	4	5	6	7	8	9	10	11	12	13	14	15	16	17	18	19	20	21	22	23	24	
<b>SUMMARY</b>																								
Awards/Rewards and Prizes	50206000 00																							
Awards & Rewards Expenses	50206010 00	400,000.00	(93,000.00)	307,000.00	400,000.00	(93,000.00)			307,000.00	303,000.00	4,000.00			307,000.00	255,000.00	15,000.00			270,000.00					37,000.00
Confidential, Intelligence & Extraordinary Expenses	50210000 00																							
Extraordinary & Miscellaneous Expenses	50210030 00	110,000.00		110,000.00	110,000.00				110,000.00		1,276.50		81,530.50	82,807.00		1,276.50		60,712.00	61,988.50		27,193.00	20,818.50		
Professional Services	50211000 00																							
Legal Services	50211010 00	610,000.00	75,568.00	685,568.00	610,000.00	75,568.00			685,568.00	45,500.00	142,375.00	251,138.00	149,380.00	588,333.00	39,400.00	148,475.00	247,913.00	152,005.00	587,693.00		97,175.00	500.00	200.00	
Auditing Services	50211020 00																							
Consultancy Services	50211030 00	10,380,000.00	(9,688,682.00)	691,318.00	10,380,000.00	(9,688,682.00)			691,318.00	253,212.00	1,500.00	97,086.00	(480.00)	351,318.00	156,606.00	98,106.00	48,303.00	48,303.00	351,318.00		340,000.00			
Other Professional Services	50211990 00	21,600,000.00	(4,259,609.97)	17,340,390.03	21,600,000.00	(4,259,609.97)			17,340,390.03	5,956,047.90	1,615,260.00	1,353,952.00	7,565,057.56	16,490,317.46	4,679,247.90	2,734,098.00	1,380,846.00	5,413,103.56	14,207,295.46		1,050,072.57	432,700.00	1,850,322.00	
General Services	50212000 00																							
Janitorial Services	50212020 00	1,500,000.00	(202,032.03)	1,297,967.97	1,500,000.00	(202,032.03)			1,297,967.97	424,546.80		435,795.15	437,626.02	1,297,967.97	424,546.80	(6,399.62)	245,349.26	449,009.34	1,112,505.78					185,462.19
Security Services	50212030 00	1,836,000.00	824,403.08	2,660,403.08	1,836,000.00	824,403.08			2,660,403.08	2,129,542.56				530,860.52	354,923.76	532,385.64	1,063,246.16	2,482,941.20			177,461.88			
Other General Services	50212990 00	6,550,000.00	4,131,667.91	10,681,667.91	6,550,000.00	4,131,667.91			10,681,667.91	5,856,542.84	1,384,558.00	2,090,969.89	1,349,597.08	10,681,667.91	5,450,029.28	1,791,071.28	2,045,605.27	1,394,962.08	10,681,667.91					
Repairs & Maintenance (RM)	50213000 00																							
RM - Land Improvements	50213020 00	1,000,000.00	(1,000,000.00)	-	1,000,000.00	(1,000,000.00)			-					-					-					
RM - Buildings & Other Structures	50213040 00																							
Building	50213040 01	9,000,000.00	(6,201,291.28)	2,798,708.72	9,000,000.00	(6,201,291.28)			2,798,708.72	1,345,000.00	43,473.00	1,468,544.00	(58,308.28)	2,798,708.72	1,300,000.00	88,481.78	1,468,544.00	(58,317.04)	2,798,708.72			47,800.00	(47,800.00)	
Other Structure	50213040 99	1,000,000.00	7,370,257.16	8,370,257.16	1,000,000.00	7,370,257.16			8,370,257.16	656,000.00	1,795,610.83	5,171,958.43	748,687.90	8,370,257.16	500,000.00	1,502,974.00	5,515,223.00	(214,427.57)	7,303,769.43				1,066,487.73	
RM - Machinery and Equipment	50213050 00																							
Machineries	50213050 01	300,000.00	(300,000.00)	-	300,000.00	(300,000.00)			-					-					-				20,363.64	(20,363.64)
Office Equipment	50213050 02		536,486.10	536,486.10		536,486.10			536,486.10	13,149.60	325,004.00	49,423.00	148,909.50	536,486.10	13,149.60	67,306.00	286,831.00	150,327.50	517,614.10					18,872.00
ICT Equipment	50213050 03																							
Technical & Scientific Equipment	50213050 14	2,800,000.00	(2,212,008.71)	587,991.29	2,800,000.00	(2,212,008.71)			587,991.29	530,491.20		36,500.00	21,000.09	587,991.29	530,491.29				530,491.29					57,500.00
Other Machineries & Equipment	50213050 99	2,000,000.00	406,918.76	2,406,918.76	2,000,000.00	406,918.76			2,406,918.76	1,515,319.56	706,019.60	601,443.36	(415,863.76)	2,406,918.76	872,800.00	740,864.56	767,784.60	(33,804.40)	2,347,644.76			29,637.00	29,637.00	
RM - Transportation Equipment	50213060 00																							
Motor Vehicle	50213060 01	10,840,000.00	(4,357,901.67)	6,482,098.33	10,840,000.00	(4,357,901.67)		(975,000.00)	6,482,098.33	3,267,431.90	941,840.44	1,292,394.73	711,346.87	6,213,013.94	3,037,099.17	1,068,035.45	1,222,685.33	766,651.52	6,092,471.47		269,084.39	120,062.26	480.21	
RM - Furniture and Fixtures	50213070 00																							
RM - Other Property, Plant and Equipment	50213990 00	1,240,000.00	(1,239,750.00)	250.00	1,240,000.00	(1,239,750.00)			250.00	250.00				250.00	250.00				250.00					
Taxes, Insurance Premiums and Other Fees	50215000 00																							
Taxes, Duties and Licenses	50215010 00		306,120.96	306,120.96		306,120.96			306,120.96	116,929.17	79,618.39	100,150.60	9,422.80	306,120.96	105,484.50	85,399.52	100,150.60	9,422.80	306,120.96					5,663.54
Fidelity Bond Premiums	50215020 00		10,882.00	10,882.00		10,882.00			10,882.00	6,007.00	4,875.00			10,882.00	6,007.00	4,875.00			10,882.00					
Insurance Expenses	50215030 00	4,600,000.00	(1,209,193.69)	3,390,806.31	4,600,000.00	(1,209,193.69)			3,390,806.31	1,993,370.50	101,509.75	2,298,645.97	(802,719.91)	3,590,806.31	1,893,370.56	101,509.69	2,298,645.97	(802,719.91)	3,590,806.31					
Labor & Wages	50216000 00																							
Labor & Wages	50216010 00	23,646,000.00	13,959,589.91	37,605,589.91	23,646,000.00	13,959,589.91			37,605,589.91	19,277,845.98	4,106,739.50	11,789,022.16	2,236,928.45	37,410,536.07	15,381,731.83	7,455,859.80	8,268,109.72	6,098,030.11	37,203,731.48		195,053.84	206,804.61		
Other Maintenance and Operating Expenses	50299000 00																							
Advertising Expenses	50299010 00	500,000.00	119,445.90	619,445.90	500,000.00	119,445.90			619,445.90	49,949.40	211,321.95	158,852.55	189,322.00	619,445.90	46,920.00	130,985.89	222,218.01	210,822.00	619,445.90			8,500.00	0.00	
Printing and Binding Expenses	50299020 00	3,600,000.00	(1,041,606.25)	2,558,393.75	3,600,000.00	(1,041,606.25)			2,558,393.75	652,318.00	267,836.00	190,000.00	519,526.00	1,629,678.00	70,000.00	251,436.00	339,798.00	197,560.00	858,792.00		928,715.75		770,886.00	
Representation Expenses	50299030 00	660,000.00	812,364.29	1,472,364.29	660,000.00	812,364.29			1,472,364.29	154,370.52	393,804.25	495,387.78	413,106.74	1,456,669.29	152,300.52	231,805.25	480,053.33	450,648.73	1,324,807.83		15,695.00	80,341.88	51,519.50	
Transportation and Delivery Expenses	50299040 00	600,000.00	4,374,467.33	4,974,467.33	600,000.00	4,374,467.33			4,974,467.33	714,903.47	2,029,477.24	1,164,787.62	1,065,299.00	4,974,467.33	563,363.47	1,979,877.24	698,873.17	1,171,760.70	4,413,874.58			5,592.75	555,000.00	
Other Maintenance and Operating Expenses	50299090 00	4,850,000.00	(2,329,714.90)	2,520,285.10	4,850,000.00	(2,329,714.90)			2,520,285.10	329,520.00	392,316.90	242,342.86	1,556,097.34	2,520,285.10	306,408.00	186,586.90	172,952.00	1,551,800.20	2,217,747.19			3,048.00	299,490.00	
Rent/Lease Expenses	50299050 00																							
Building & Structure	50299050 01	1,000,000.00	619,206.20	1,619,206.20	1,000,000.00	619,206.20			1,619,206.20	901,400.00	411,469.42	269,857.66	36,479.12	1,619,206.20	838,800.00	474,069.42	269,857.66	(11,320.88)	1,571,496.20					47,800.00
Land	50299050 02	2,500,000.00	(460,000.00)	2,040,000.00	2,500,000.00	(460,000.00)			2,040,000.00	340,000.00	1,700,000.00			2,040,000.00	340,000.00	680,000.00	510,000.00	510,000.00	2,040,000.00					
Equipment	50299050 04		843,810.96	843,810.96		843,810.96			843,810.96	176,000.00	142,545.48	61,090.92	464,174.56	843,810.96	162,000.00	136,181.84	81,454.56	443,810.92	823,447.32					


Particulars	UACS Code	Appropriations			Allotments			Current Year Obligations				TOTAL	Current Year Disbursements				TOTAL	Unreleased Appropriations	Unobligated Allotment	Unpaid Obligations (15-20)-(23+24)				
		Authorized Appropriation	Adjustments (Transfer, To/From, Realignment)	Adjusted Appropriations	Allotments Received	Adjustments (Withdrawal, Realignment/ Augmentation)	Transfer to	Transfer From	Adjusted Total Allotments	1st Quarter Ending March 31	2nd Quarter Ending June 30		3rd Quarter Ending September 30	4th Quarter Ending December 31	1st Quarter Ending March 31	2nd Quarter Ending June 30				3rd Quarter Ending September 30	4th Quarter Ending December 31	Due and Demandable	Not Yet Due and Demandable	
																								15-20
1	2	3	4	5	6	7	8	9	10	11	12	13	14	15	16	17	18	19	20	21	22	23	24	
<b>SUMMARY</b>																								
<b>C. SPECIAL PURPOSE FUND</b>		25,712,654.00	-	25,712,654.00	25,712,654.00	-	-	-	25,712,654.00	10,396,104.57	14,466,548.37	-	845,000.00	25,707,652.94	10,347,669.96	14,463,548.88	-	845,000.00	25,656,218.94	-	5,001.06	-	51,434.00	
NPBF																								
Retirement Benefits- Civilian	50104020 01	11,340,323.00		11,340,323.00	11,340,323.00				11,340,323.00	-	11,340,322.57			11,340,322.57		11,340,322.57			11,340,322.57			0.43		
Terminal Leave Benefits-Civilian	50104030 01	13,522,331.00		13,522,331.00	13,522,331.00				13,522,331.00	10,396,104.57	3,126,225.80			13,522,330.37	10,347,669.96	3,123,226.41			13,470,896.37			0.63	51,434.00	
Productivity Enhancement Incentive - Civilian	50102990 12	850,000.00		850,000.00	850,000.00				850,000.00				845,000.00	845,000.00				845,000.00	845,000.00			5,000.00		
<b>GRAND TOTAL</b>		412,903,681.00	0.00	412,903,681.00	412,903,681.00	0.00	4,301,910.00	(4,301,910.00)	412,903,681.00	169,486,076.24	82,311,573.12	83,203,369.81	71,928,225.79	397,930,044.96	123,419,197.49	92,710,617.23	87,592,723.99	70,320,549.05	374,043,087.76	-	14,973,836.04	5,865,543.57	18,021,413.63	

\*NOTE: Notice of Non-Cash Availment No. 2013-0025275 SARO BMB-E-14-0000008

Certified Correct:  
  
 AIMEE T. FULGENCIO  
 Budget Officer

Certified Correct:  
  
 CHERRY PEARL C. RIVERA  
 Accountant

Recommending Approval:  
  
 JEAN G. BASMENA  
 Chief, Administrative & Finance Division

Approved by:  
  
 ARNEL N. DEL BARRIO  
 Acting Executive Director

**SUMMARY OF APPROPRIATIONS, ALLOTMENTS, OBLIGATIONS, DISBURSEMENTS AND BALANCES BY OBJECT OF EXPENDITURES**  
As of the Quarter Ending December 31, 2014

Department : Department of Agriculture  
 Agency : Philippine Carabao Center  
 Operating Unit :  
 Organizational Code (UACS) : 05010000000  
 Funding Source Code : 01102101

	Current Year Appropriations
	Supplemental Appropriations
x	Continuing Appropriations


Particulars	UACS Code	Appropriations			Allotments			Current Year Obligations				TOTAL	Current Year Disbursements				TOTAL	Balances						
		Authorized Appropriation	Adjustments (Transfer, To/From, Realignment)	Adjusted Appropriations	Allotments Received	Adjustments (Withdrawal, Realignment/ Augmentation)	Transfer to	Transfer From	Adjusted Total Allotments	1st Quarter Ending March 31	2nd Quarter Ending June 30		3rd Quarter Ending September 30	4th Quarter Ending December 31	1st Quarter Ending March 31	2nd Quarter Ending June 30		3rd Quarter Ending September 30	4th Quarter Ending December 31	Unreleased Appropriations	Unobligated Allotment	Unpaid Obligations (15-20)+(23+24)		
																						Due and Demandable	Not Yet Due and Demandable	
1	2	3	4	5	6	7	8	9	10	11	12	13	14	15	16	17	18	19	20	21	22	23	24	
<b>SUMMARY</b>																								
<b>A. AGENCY SPECIFIC BUDGET</b>																								
<b>Personnel Services</b>	50100000 00	-	-	-	-	-	-	-	-	-	-	-	-	-	-	-	-	-	-	-	-	-	-	
<b>Salaries and Wages</b>	50101000 00	-	-	-	-	-	-	-	-	-	-	-	-	-	-	-	-	-	-	-	-	-	-	
<b>Other Compensation</b>	50102000 00	-	-	-	-	-	-	-	-	-	-	-	-	-	-	-	-	-	-	-	-	-	-	
<b>Personnel Benefit Contributions</b>	50103000 00	-	-	-	-	-	-	-	-	-	-	-	-	-	-	-	-	-	-	-	-	-	-	
<b>Other Personnel Benefits</b>	50104000 00	-	-	-	-	-	-	-	-	-	-	-	-	-	-	-	-	-	-	-	-	-	-	
<b>Maintenance &amp; Other Operating Expenses</b>	50200000 00	2,087,327.64	-	2,087,327.64	2,087,327.64	-	-	-	2,087,327.64	337,279.22	236,929.38	23,975.00	39,400.00	637,583.60	228,074.62	100,208.43	43,179.00	265,649.38	637,111.43	-	1,449,744.04	-	472.17	
<b>Traveling Expenses</b>	50201000 00	-	-	-	-	-	-	-	-	-	-	-	-	-	-	-	-	-	-	-	-	-	-	
<b>Travel Expenses-Local</b>	50201010 00	234,119.05	(150.20)	233,968.85	234,119.05	(150.20)	-	-	233,968.85	33,259.00	980.00	400.00	-	34,639.00	33,259.00	980.00	400.00	-	34,639.00	-	199,329.85	-	-	
<b>Travel Expenses-Foreign</b>	50201020 00	-	-	-	-	-	-	-	-	-	-	-	-	-	-	-	-	-	-	-	-	-	-	
<b>Training and Scholarship Expenses</b>	50202000 00	-	-	-	-	-	-	-	-	-	-	-	-	-	-	-	-	-	-	-	-	-	-	
<b>Supplies and Materials Expenses</b>	50203000 00	-	-	-	-	-	-	-	-	-	-	-	-	-	-	-	-	-	-	-	-	-	-	
<b>Office Supplies Expenses</b>	50203010 00	730,249.51	(378,505.34)	351,744.17	730,249.51	(378,505.34)	-	-	351,744.17	-	-	-	-	-	-	-	-	-	-	-	-	351,744.17	-	-
<b>Accountable Forms Expenses</b>	50203020 00	-	-	-	-	-	-	-	-	-	-	-	-	-	-	-	-	-	-	-	-	-	-	
<b>Animal/Zoological Supplies Expenses</b>	50203040 00	790,528.72	(108,650.61)	681,878.11	790,528.72	(108,650.61)	-	-	681,878.11	-	-	-	-	-	-	-	-	-	-	-	-	681,878.11	-	-
<b>Drugs and Medicines Expenses</b>	50203070 00	-	-	-	-	-	-	-	-	-	-	-	-	-	-	-	-	-	-	-	-	-	-	
<b>Medical, Dental and Laboratory Supplies Expenses</b>	50203090 00	-	36,000.00	36,000.00	-	36,000.00	-	-	36,000.00	-	-	-	36,000.00	36,000.00	-	-	-	36,000.00	36,000.00	-	-	-	-	
<b>Fuel, Oil and Lubricants Expenses</b>	50203090 00	-	-	-	-	-	-	-	-	-	-	-	-	-	-	-	-	-	-	-	-	-	-	
<b>Agricultural &amp; Marine Supplies Expenses</b>	50203100 00	-	-	-	-	-	-	-	-	-	-	-	-	-	-	-	-	-	-	-	-	-	-	
<b>Other Supplies Expenses</b>	50203990 00	14,661.85	-	14,661.85	-	14,661.85	-	-	14,661.85	11,261.85	-	-	3,400.00	14,661.85	1,757.85	-	9,504.00	3,400.00	14,661.85	-	-	-	-	
<b>Utility Expenses</b>	50204000 00	-	-	-	-	-	-	-	-	-	-	-	-	-	-	-	-	-	-	-	-	-	-	
<b>Water Expenses</b>	50204010 00	-	21,525.00	21,525.00	-	21,525.00	-	-	21,525.00	-	-	21,525.00	-	21,525.00	-	-	21,525.00	-	21,525.00	-	-	-	-	
<b>Electricity Expenses</b>	50204020 00	-	13,578.92	13,578.92	-	13,578.92	-	-	13,578.92	13,578.92	-	-	-	13,578.92	13,578.92	-	-	-	13,578.92	-	-	-	-	
<b>Communication Expenses</b>	50205000 00	-	-	-	-	-	-	-	-	-	-	-	-	-	-	-	-	-	-	-	-	-	-	
<b>Postage and Courier Services</b>	50205010 00	-	-	-	-	-	-	-	-	-	-	-	-	-	-	-	-	-	-	-	-	-	-	
<b>Telephone Expenses</b>	50205020 00	-	-	-	-	-	-	-	-	-	-	-	-	-	-	-	-	-	-	-	-	-	-	
<b>Mobile</b>	50205020 01	12,378.91	(4,782.70)	7,596.21	12,378.91	(4,782.70)	-	-	7,596.21	5,825.50	-	-	-	5,825.50	5,825.50	-	-	-	5,825.50	-	1,770.71	-	-	
<b>Landline</b>	50205020 02	292,159.57	(56,234.92)	235,924.65	292,159.57	(56,234.92)	-	-	235,924.65	38,354.33	-	-	-	38,354.33	38,354.33	-	-	-	38,354.33	-	197,570.32	-	-	
<b>Internet expenses</b>	50205030 00	-	64,864.80	64,864.80	-	64,864.80	-	-	64,864.80	64,864.80	-	-	-	64,864.80	64,864.80	-	-	-	64,864.80	-	-	-	-	
<b>Cable, Satellite, Telegraph and Radio Expenses</b>	50205040 00	-	-	-	-	-	-	-	-	-	-	-	-	-	-	-	-	-	-	-	-	-	-	
<b>Awards/Rewards and Prizes</b>	50206000 00	-	-	-	-	-	-	-	-	-	-	-	-	-	-	-	-	-	-	-	-	-	-	
<b>Awards &amp; Rewards Expenses</b>	50206010 00	-	-	-	-	-	-	-	-	-	-	-	-	-	-	-	-	-	-	-	-	-	-	
<b>Confidential, Intelligence &amp; Extraordinary Expenses</b>	50210000 00	-	-	-	-	-	-	-	-	-	-	-	-	-	-	-	-	-	-	-	-	-	-	
<b>Extraordinary &amp; Miscellaneous Expenses</b>	50210030 00	741.00	-	741.00	741.00	-	-	-	741.00	741.00	-	-	-	741.00	741.00	-	-	-	741.00	-	-	-	-	
<b>Professional Services</b>	50211000 00	-	-	-	-	-	-	-	-	-	-	-	-	-	-	-	-	-	-	-	-	-	-	
<b>Other Professional Services</b>	50211990 00	8,275.60	-	8,275.60	8,275.60	-	-	-	8,275.60	-	-	-	-	-	-	-	-	-	-	-	-	8,275.60	-	-
<b>General Services</b>	50212000 00	-	-	-	-	-	-	-	-	-	-	-	-	-	-	-	-	-	-	-	-	-	-	
<b>Other General Services</b>	50212990 00	18,875.28	(9,700.00)	9,175.28	18,875.28	(9,700.00)	-	-	9,175.28	-	-	-	-	-	-	-	-	-	-	-	-	9,175.28	-	-
<b>Repairs &amp; Maintenance (RM)</b>	50213000 00	-	-	-	-	-	-	-	-	-	-	-	-	-	-	-	-	-	-	-	-	-	-	
<b>RM - Land Improvements</b>	50213020 00	-	-	-	-	-	-	-	-	-	-	-	-	-	-	-	-	-	-	-	-	-	-	
<b>RM - Buildings &amp; Other Structures</b>	50213040 00	-	-	-	-	-	-	-	-	-	-	-	-	-	-	-	-	-	-	-	-	-	-	
<b>Building</b>	50213040 01	-	-	-	-	-	-	-	-	-	-	-	-	-	-	-	-	-	-	-	-	-	-	
<b>Other Structure</b>	50213040 99	99,228.43	-	99,228.43	-	99,228.43	-	-	99,228.43	99,228.43	-	-	-	99,228.43	99,228.43	-	-	-	99,228.43	-	-	-	-	
<b>RM - Machinery and Equipment</b>	50213050 00	-	-	-	-	-	-	-	-	-	-	-	-	-	-	-	-	-	-	-	-	-	-	
<b>RM - Transportation Equipment</b>	50213060 00	-	-	-	-	-	-	-	-	-	-	-	-	-	-	-	-	-	-	-	-	-	-	
<b>RM - Furniture and Fixtures</b>	50213070 00	-	-	-	-	-	-	-	-	-	-	-	-	-	-	-	-	-	-	-	-	-	-	
<b>RM - Other Property, Plant and Equipment</b>	50213990 99	-	-	-	-	-	-	-	-	-	-	-	-	-	-	-	-	-	-	-	-	-	-	
<b>Taxes, Insurance Premiums and Other Fees</b>	50215000 00	-	-	-	-	-	-	-	-	-	-	-	-	-	-	-	-	-	-	-	-	-	-	


**SUMMARY OF APPROPRIATIONS, ALLOTMENTS, OBLIGATIONS, DISBURSEMENTS AND BALANCES BY OBJECT OF EXPENDITURES**  
As of the Quarter Ending December 31, 2014

Department : Department of Agriculture  
 Agency : Philippine Carabao Center  
 Operating Unit :  
 Organizational Code (UACS) : 05010000000  
 Funding Source Code : 01102101

	Current Year Appropriations
	Supplemental Appropriations
x	Continuing Appropriations

Particulars	UACS Code	Appropriations		Allotments			Current Year Obligations				TOTAL	Current Year Disbursements				TOTAL	Balances						
		Authorized Appropriation	Adjustments (Transfer, To/From, Reassignment)	Adjusted Appropriations	Allotments Received	Adjustments (Withdrawal, Reassignment/ Augmentation)	Transfer to	Transfer From	Adjusted Total Allotments	1st Quarter Ending March 31		2nd Quarter Ending June 30	3rd Quarter Ending September 30	4th Quarter Ending December 31	1st Quarter Ending March 31		2nd Quarter Ending June 30	3rd Quarter Ending September 30	4th Quarter Ending December 31	Unreleased Appropriations	Unobligated Allotment	Unpaid Obligations (15-20)+(23+24)	
																					Due and Demandable	Not Yet Due and Demandable	
Labor & Wages	50216000 00																						
Other Maintenance and Operating Expenses	50299000 00																						
Representation Expenses	50299030 00		18,884.00	18,884.00	-	18,884.00		18,884.00	7,134.00	9,700.00	2,050.00		18,884.00	7,134.00		11,750.00		18,884.00					
Transportation and Delivery Expenses	50299040 00		3,303.22	3,303.22	-	3,303.22		3,303.22	3,303.22				3,303.22	3,303.22				3,303.22					
Rent/Lease Expenses	50299050 00																						
Membership Dues and Contributions to Org.	50299060 00																						
Subscription Expenses	50299070 00		4,728.17	4,728.17	-	4,728.17		4,728.17	4,728.17				4,728.17	4,256.00				4,256.00				472.17	
Other Maintenance and Operating Expenses	50299990 99		281,249.38	281,249.38	-	281,249.38		281,249.38	55,000.00	226,249.38			281,249.38	55,000.00		226,249.38		281,249.38					
Financial Expenses	50300000 00																						
Financial Expenses	50301000 00																						
Bank Charges	50301040 00																						
Other Financial Charges	50301990 00																						
Capital Outlays		3,578,648.88		3,578,648.88	3,578,648.88			3,578,648.88	433,200.00	1,649,490.00	121,695.00	524,200.00	2,728,585.00	41,190.00	487,895.00	1,577,755.00	597,850.00	2,704,690.00		850,081.88		23,895.00	
Building & Other Structure	50604040 00																						
Building	50604040 99																						
Machinery and Equipment	50604050 00																						
Office Equipment	50604050 02	554,272.69		554,272.69	554,272.69			554,272.69	396,600.00	126,930.00	23,895.00		547,425.00	4,590.00	487,895.00	7,195.00	23,850.00	523,530.00		6,847.69		23,895.00	
Other Machineries and Equipment	50604050 99	2,240,290.19		2,240,290.19	2,240,290.19			2,240,290.19	36,600.00	1,522,560.00	97,800.00	524,200.00	2,181,160.00	36,600.00		1,570,560.00	574,000.00	2,181,160.00		59,130.19			
Transportation Equipment	50604060 00																						
Motor Vehicle	50604060 01	784,084.00		784,084.00	784,084.00			784,084.00													784,084.00		
<b>B. AUTOMATIC APPROPRIATIONS</b>																							
<b>C. SPECIAL PURPOSE FUND</b>																							
MPBF																							
<b>GRAND TOTAL</b>		5,665,974.52		5,665,974.52	5,665,974.52			5,665,974.52	770,478.22	1,866,419.38	145,670.00	563,600.00	3,368,168.00	266,284.62	588,103.43	1,620,934.00	863,499.38	3,341,601.43		2,299,805.92		24,387.17	

Certified Correct  
  
 AIMEE T. FULGENCIO  
 Budget Officer

Certified Correct  
  
 CHERRY PEARL C. RIVERA  
 Accountant

Recommending Approval:  
  
 JEAN G. GASMENA  
 Chief, Administrative & Finance Division

Approved by:  
  
 ARNEL N. DEL BARRIO  
 Acting Executive Director

SUMMARY OF APPROPRIATIONS, ALLOTMENTS, OBLIGATIONS, DISBURSEMENTS AND BALANCES BY OBJECT OF EXPENDITURES

As of the Quarter Ending December 31, 2014

Department : Department of Agriculture  
 Agency : Philippine Carabao Center  
 Operating Unit :  
 Organizational Code (UACS) : 050100000000  
 Funding Source Code : 02101177

x Current Year Appropriations  
 Supplemental Appropriations  
 Continuing Appropriations

Particulars	UACS Code	Appropriations			Allotments					Current Year Obligations				TOTAL	Current Year Disbursements				TOTAL	Balances				
		Authorized Appropriation	Adjustments (Transfer, To/From, Realignment)	Adjusted Appropriations	Allotments Received	Adjustments (Withdrawal, Realignment/ Augmentation)	Transfer to	Transfer From	Adjusted Total Allotments	1st Quarter Ending March 31	2nd Quarter Ending June 30	3rd Quarter Ending September 30	4th Quarter Ending December 31		1st Quarter Ending March 31	2nd Quarter Ending June 30	3rd Quarter Ending September 30	4th Quarter Ending December 31		Unreleased Appropriations	Unobligated Allotment	Unpaid Obligations (15-20)-(23+24)		
1	2	3	4	5	6	7	8	9	10	11	12	13	14	15	16	17	18	19	20	21	22	23	24	
<b>SUMMARY</b>																								
<b>A. AGENCY SPECIFIC BUDGET</b>																								
FOREIGN ASSISTED PROJECT (PL480)	50000000																							
Strengthening of Livestock Biotechnology Center	51307001																							
Personnel Services	50100000																							
Maintenance & Other Operating Expenses	50200000	51,000,000.00		51,000,000.00	51,000,000.00				51,000,000.00	3,381,053.00	24,438,514.90	2,062,434.75	9,751,475.97	39,633,478.62	1,199,703.00	19,599,749.90	1,621,784.83	1,733,815.47	24,155,053.20		11,366,521.38	25,863.55	15,452,561.87	
Traveling Expenses	50201000																							
Travel Expenses-Local	50201010	800,000.00		800,000.00	800,000.00				800,000.00	760,000.00			(4,888.62)	755,111.38	410,000.00			(34,021.62)	375,978.38		44,888.62		379,133.00	
Travel Expenses-Foreign	50201020	1,000,000.00		1,000,000.00	1,000,000.00				1,000,000.00		403,411.68	261,603.75	(32,840.14)	632,175.29		403,411.68	93,385.05	135,378.56	632,175.29		367,824.71			
Training and Scholarship Expenses	50202000																							
Training Expenses	50202010	25,310,000.00	332,025.00	25,642,025.00	25,310,000.00	332,025.00			25,642,025.00		23,993,825.00	1,275,000.00	373,200.00	25,642,025.00		19,155,060.00	1,275,000.00	373,200.00	20,803,260.00				4,838,765.00	
Scholarship Expenses	50202020																							
Supplies and Materials Expenses	50203000																							
Office Supplies Expenses	50203010	1,195,000.00	(408,633.00)	786,367.00	1,195,000.00	(408,633.00)			786,367.00	110,000.00			(9,536.00)	100,464.00	50,000.00			(9,536.00)	40,464.00		685,903.00		60,000.00	
Accountable Forms Expenses	50203020																							
Animal/Zoological Supplies Expenses	50203040	2,000,000.00		2,000,000.00	2,000,000.00				2,000,000.00				104,000.00	104,000.00								1,896,000.00		104,000.00
Drugs and Medicines Expenses	50203070																							
Medical, Dental and Laboratory Supplies Expenses	50203080	6,000,000.00		6,000,000.00	6,000,000.00				6,000,000.00				1,807,964.87	1,807,964.87				2,108.00	2,108.00		4,192,035.13		1,805,858.87	
Fuel, Oil and Lubricants Expenses	50203090																							
Agricultural & Marine Supplies Expenses	50203100																							
Other Supplies Expenses	50203990	1,000,000.00		1,000,000.00	1,000,000.00				1,000,000.00				360.00	360.00								999,640.00		360.00
Utility Expenses	50204000																							
Water Expenses	50204010																							
Electricity Expenses	50204020	2,950,000.00		2,950,000.00	2,950,000.00				2,950,000.00				769,898.66	769,898.66				769,898.66	769,898.66		2,180,101.34			
Communication Expenses	50205000																							
Postage and Courier Services	50205010	65,000.00		65,000.00	65,000.00				65,000.00				435.00	435.00										
Telephone Expenses	50205020																					64,565.00		435.00
Mobile	50205020 01	150,000.00		150,000.00	150,000.00				150,000.00	35,000.00				35,000.00	9,000.00				9,000.00		114,000.00		27,000.00	
Landline	50205020 02	100,000.00		100,000.00	100,000.00				100,000.00												100,000.00			
Internet expenses	50205030	100,000.00		100,000.00	100,000.00				100,000.00												100,000.00			
Cable, Satellite, Telegraph and Radio Expenses	50205040																							
Awards/Rewards and Prizes	50206000																							
Awards & Rewards Expenses	50206010																							
Survey, Research, Exploration & Development Exp.	50207000																							
Survey Expense	50207100		270,000.00	270,000.00		270,000.00			270,000.00				270,000.00	270,000.00				270,000.00	270,000.00					
Confidential, Intelligence & Extraordinary Expenses	50210000																							
Extraordinary & Miscellaneous Expenses	50210030																							
Professional Services	50211000																							
Legal Services	50211010																							
Auditing Services	50211020																							
Consultancy Services	50211030	2,000,000.00	2,999,650.00	4,999,650.00	2,000,000.00	2,999,650.00			4,999,650.00				4,999,650.00	4,999,650.00										4,999,650.00
Other Professional Services	50211990	5,000,000.00	(1,911,278.22)	3,088,721.78	5,000,000.00	(1,911,278.22)			3,088,721.78	2,415,053.00		525,831.00	(406,385.80)	2,534,498.20	715,703.00		253,399.78	(159,818.13)	809,284.65		554,223.58	25,863.55	1,699,350.00	
General Services	50212000																							
Janitorial Services	50212020																							
Security Services	50212030																							
Other General Services	50212990	1,130,000.00	(1,129,650.00)	350.00	1,130,000.00	(1,129,650.00)			350.00													350.00		
Repairs & Maintenance (RM)	50213000																							
RM - Land Improvements	50213020																							
RM - Buildings & Other Structures	50213040																							
RM - Machinery and Equipment	50213050																							
RM - Transportation Equipment	50213060																							
RM - Furniture and Fixtures	50213070																							
RM - Other Property, Plant and Equipment	50213990																							


**SUMMARY OF APPROPRIATIONS, ALLOTMENTS, OBLIGATIONS, DISBURSEMENTS AND BALANCES BY OBJECT OF EXPENDITURES**  
As of the Quarter Ending December 31, 2014


Department : Department of Agriculture  
 Agency : Philippine Carabao Center  
 Operating Unit :  
 Organizational Code (UACS) : 05010000000  
 Funding Source Code : 02101177


x	Current Year Appropriations
	Supplemental Appropriations
	Continuing Appropriations

Particulars	UACS Code	Appropriations			Allotments					Current Year Obligations				TOTAL	Current Year Disbursements				TOTAL	Balances			
		Authorized Appropriation	Adjustments (Transfer, To/From, Realignment)	Adjusted Appropriations	Allotments Received	Adjustments (Withdrawal, Realignment/ Augmentation)	Transfer to	Transfer From	Adjusted Total Allotments	1st Quarter Ending March 31	2nd Quarter Ending June 30	3rd Quarter Ending September 30	4th Quarter Ending December 31		1st Quarter Ending March 31	2nd Quarter Ending June 30	3rd Quarter Ending September 30	4th Quarter Ending December 31		Unreleased Appropriations	Unobligated Allotment	Unpaid Obligations (15-20)/(23+24)	
1	2	3	4	5	6	7	8	9	10	11	12	13	14	15	16	17	18	19	20	21	22	23	24
Taxes, Insurance Premiums and Other Fees	50215000 00																						
Labor & Wages	50216000 00																						
Labor & Wages	50215010 00																						
Other Maintenance and Operating Expenses	50299000 00																						
Advertising Expenses	50299010 00		76,608.00	76,608.00		76,608.00			76,608.00				76,608.00	76,608.00				76,608.00	76,608.00				
Printing and Binding Expenses	50299020 00	2,100,000.00	(2,080,000.00)	20,000.00	2,100,000.00	(2,080,000.00)			20,000.00												20,000.00		
Representation Expenses	50299030 00	100,000.00	120,000.00	220,000.00	100,000.00	120,000.00			220,000.00	60,000.00				160,000.00	220,000.00	15,000.00			160,000.00	175,000.00			45,000.00
Transportation and Delivery Expenses	50299040 00																						
Rent/Lease Expenses	50299050 00																						
Building & Structure	50299050 01		150,000.00	150,000.00		150,000.00			150,000.00					150,000.00	150,000.00				150,000.00	150,000.00			
Membership Dues and Contributions to Org.	50299050 00																						
Subscription Expenses	50299070 00		1,581,278.22	1,581,278.22		1,581,278.22			1,581,278.22		41,278.22			1,493,010.00	1,534,288.22		41,278.22		41,278.22		46,990.00		1,493,010.00
Other Maintenance and Operating Expenses	50299990 99																						
Financial Expenses	50300000 00																						
Financial Expenses	50301000 00																						
Bank Charges	50301040 00																						
Other Financial Charges	50301990 00																						
Capital Outlays		48,000,000.00		48,000,000.00	48,000,000.00				48,000,000.00		26,551,456.00	(202,400.00)	16,867,798.93	43,216,854.93		90,000.00	3,390,541.00	21,912,420.00	25,392,981.00		4,783,145.07		17,623,893.93
Machinery and Equipment	50604050 00																						
Office Equipment	50604050 02	2,000,000.00		2,000,000.00	2,000,000.00				2,000,000.00		90,000.00	877,040.00		967,040.00		90,000.00	524,350.00	352,690.00	967,040.00		1,032,960.00		
Technical & Scientific Equipment	50604050 14	36,000,000.00		36,000,000.00	36,000,000.00				36,000,000.00		26,461,456.00	(1,079,440.00)	9,399,338.88	34,781,354.88			2,866,191.00	21,559,730.00	24,425,921.00		1,218,645.12		10,355,433.88
Other Machineres and Equipment	50604050 99																						
Furniture, Fixture and Books	50604070 00																						
Furniture and Fixtures	50604070 01	10,000,000.00		10,000,000.00	10,000,000.00				10,000,000.00					7,468,460.05	7,468,460.05						2,531,539.95		7,468,460.05
<b>B. AUTOMATIC APPROPRIATIONS</b>																							
Retirement and Life Insurance Premium	50103010 00																						
Customs Duties and Taxes	50215010 01																						
<b>C. SPECIAL PURPOSE FUND</b>																							
MPBF																							
Retirement Benefits	50104020 01																						
Terminal Leave Benefits	50104030 01																						
<b>GRAND TOTAL</b>		99,000,000.00		99,000,000.00	99,000,000.00				99,000,000.00	3,381,053.00	50,989,970.00	1,860,034.75	26,619,274.00	82,850,333.55	1,199,703.00	19,689,749.90	5,012,325.83	23,646,235.47	49,548,014.20		16,149,666.45	25,663.55	33,276,455.80

Certified Correct  
  
**AIMEE T. FULGENCIO**  
 Budget Officer

Certified Correct  
  
**CHERRY PEARL C. RIVERA**  
 Accountant

Recommending Approval:  
  
**JEAN G. GASMENA**  
 Chief, Administrative & Finance Division

Approved by:  
  
**ARNEL N. DEL BARRIO**  
 Acting Executive Director



SUMMARY OF APPROPRIATIONS, ALLOTMENTS, OBLIGATIONS, DISBURSEMENTS AND BALANCES BY OBJECT OF EXPENDITURES  
As of the Quarter Ending December 31, 2014

Department : Department of Agriculture  
Agency : Philippine Carabao Center  
Operating Unit :  
Organizational Code (UACS) : 050100000000  
Funding Source Code : 02102177

	Current Year Appropriations
	Supplemental Appropriations
x	Continuing Appropriations

Particulars	UACS Code	Appropriations			Allotments					Current Year Obligations				TOTAL	Current Year Disbursements				TOTAL	Balances				
		Authorized Appropriation	Adjustments (Transfer, To/From, Realignment)	Adjusted Appropriations	Allotments Received	Adjustments (Withdrawal, Realignment/ Augmentation)	Transfer to	Transfer From	Adjusted Total Allotments	1st Quarter Ending March 31	2nd Quarter Ending June 30	3rd Quarter Ending September 30	4th Quarter Ending December 31		1st Quarter Ending March 31	2nd Quarter Ending June 30	3rd Quarter Ending September 30	4th Quarter Ending December 31		Unreleased Appropriations	Unobligated Allotment	Unpaid Obligations (15-20)=(23+24)		
																						Due and Demandable	Not Yet Due and Demandable	
1	2	3	4	5	6	7	8	9	10	11	12	13	14	15	16	17	18	19	20	21	22	23	24	
<b>SUMMARY</b>																								
<b>A. AGENCY SPECIFIC BUDGET</b>																								
<b>FOREIGN ASSISTED PROJECT: (PL480)</b>																								
Strengthening of Livestock Biotechnology Center	513070001																							
Personnel Services	501000002	-	-	-	-	-	-	-	-	-	-	-	-	-	-	-	-	-	-	-	-	-	-	
Maintenance & Other Operating Expenses	502000000	29,994,200.00	-	29,994,200.00	29,994,200.00	-	-	-	29,994,200.00	-	-	7,220,020.80	22,774,000.00	29,994,020.80	-	-	300,000.00	22,774,000.00	23,074,000.00	-	179.20	-	6,920,020.80	
Traveling Expenses	502010000																							
Travel Expenses-Local	502010100	470,000.00	(470,000.00)	-	470,000.00	(470,000.00)			-					-					-					
Travel Expenses-Foreign	502010200																							
Training and Scholarship Expenses	502020000																							
Training Expenses	502020100	20,378,000.00	2,622,000.00	23,000,000.00	20,378,000.00	2,622,000.00			23,000,000.00			300,000.00	22,700,000.00	23,000,000.00			300,000.00	22,700,000.00	23,000,000.00					
Supplies and Materials Expenses	502030000																							
Office Supplies Expenses	502030100	543,200.00	(543,200.00)	-	543,200.00	(543,200.00)			-					-					-					
Accountable Forms Expenses	502030200																							
Animal/Zoological Supplies Expenses	502030400	3,683,000.00	(3,682,820.80)	179.20	3,683,000.00	(3,682,820.80)			179.20					-					-		179.20			
Fuel, Oil and Lubricants Expenses	502030900	282,000.00	(282,000.00)	-	282,000.00	(282,000.00)			-					-					-					
Agricultural & Marine Supplies Expenses	502031000																							
Other Supplies Expenses	502039900	600,000.00	(600,000.00)	-	600,000.00	(600,000.00)			-					-					-					
Utility Expenses	502040000																							
Water Expenses	502040100	850,000.00	(850,000.00)	-	850,000.00	(850,000.00)			-					-					-					
Electricity Expenses	502040200	700,000.00	(700,000.00)	-	700,000.00	(700,000.00)			-					-					-					
Communication Expenses	502050000																							
Postage and Courier Services	502050100																							
Telephone Expenses	502050200	90,000.00	(90,000.00)	-	90,000.00	(90,000.00)			-					-					-					
Mobile	502050201																							
Landline	502050202																							
Awards/Rewards and Prizes	502060000																							
Confidential, Intelligence & Extraordinary Expenses	502100000																							
Professional Services	502110000																							
Other Professional Services	502119900	283,000.00	6,711,020.80	6,994,020.80	283,000.00	6,711,020.80			6,994,020.80			6,920,020.80	74,000.00	6,994,020.80				74,000.00	74,000.00				6,920,020.80	
General Services	502120000																							
Repairs & Maintenance (RM)	502130000																							
Taxes, Insurance Premiums and Other Fees	502150000																							
Labor & Wages	502160000																							
Labor & Wages	502150100																							
Other Maintenance and Operating Expenses	502990000																							
Printing and Binding Expenses	502990200	2,075,000.00	(2,075,000.00)	-	2,075,000.00	(2,075,000.00)			-					-					-					
Representation Expenses	502990300	40,000.00	(40,000.00)	-	40,000.00	(40,000.00)			-					-					-					
Financial Expenses	503000000																							
Financial Expenses	503010000																							
Capital Outlays																								
<b>B. AUTOMATIC APPROPRIATIONS</b>																								
<b>C. SPECIAL PURPOSE FUND</b>																								
MPBF																								
<b>GRAND TOTAL</b>		29,994,200.00	-	29,994,200.00	29,994,200.00	-	-	-	29,994,200.00	-	-	7,220,020.80	22,774,000.00	29,994,020.80	-	-	300,000.00	22,774,000.00	23,074,000.00	-	179.20	-	6,920,020.80	

Certified Correct  
  
AIMEE T. FULGENCIO  
Budget Officer

Certified Correct  
  
CHERRY PEARL C. RIVERA  
Accountant

Recommending Approval:  
  
JEAN G. GASMENA  
Chief, Administrative & Finance Division

Approved by:  
  
ARNEL N. DEL BARRIO  
Acting Executive Director