

SUMMARY OF APPROPRIATIONS, ALLOTMENTS, OBLIGATIONS AND BALANCES BY OBJECT OF EXPENDITURES
As of the Quarter Ending December 31, 2016

Department: Department of Agriculture (DA)

Agency: Philippine Carabao Center

Operating Unit: N/A

Organization Code (UACS): 050100000000

Fund Cluster: 01 - Regular Agency Fund

Authorization: 01 - Current Year Appropriations


Particulars	UACS CODE	Appropriation			Allotments					Current Year Obligations					Current Year Disbursements					Balances				
		Authorized Appropriation	Adjustments (To)/From, (Realigning)	Adjusted Appropriations	Allotments Received	Adjustments (Withdrawal, Realigning)	Transfer To	Transfer From	Adjusted Total Allotments	1st Quarter Ending March 31	2nd Quarter Ending June 30	3rd Quarter Ending Sept. 30	4th Quarter Ending Dec. 31	Total	1st Quarter Ending March 31	2nd Quarter Ending June 30	3rd Quarter Ending Sept. 30	4th Quarter Ending Dec. 31	Total	Unreleased Appropriations	Unobligated Allotment	Unpaid Obligations (15-20) = (23+24)		
																						Due and Demandable	Not Yet Due and Demandable	
1	2	3	4	5=(3+4)	6	7	8	9	10=(8+9)	11	12	13	14	15=(11+12+13+14)	16	17	18	19	20=(16+17+18+19)	21=(5-10)	22=(10-15)	23	24	
I. Agency Specific Budget																								
Specific Budgets of National Government Agencies	01101101	470,672,000.00	(.00)	470,672,000.00	469,063,224.00	(.00)			469,063,224.00	120,493,874.51	139,160,073.93	96,851,986.14	105,376,816.56	461,882,751.14	60,251,980.92	115,776,854.15	122,848,649.49	94,706,747.89	423,584,272.45	1,608,776.00	7,180,472.86	5,085,426.75	33,213,051.94	
Personnel Services		72,871,000.00	4,850,000.00	77,721,000.00	71,262,224.00	4,850,000.00			76,112,224.00	19,899,691.65	22,862,447.17	18,150,608.14	15,100,643.00	76,013,389.96	19,863,437.35	19,037,584.76	21,569,273.99	15,123,093.86	76,013,389.96	1,608,776.00	98,834.04			
Salaries and Wages	5010100000	54,263,000.00	(112,779.55)	54,150,220.45	54,263,000.00	(112,779.55)			54,150,220.45	15,359,620.22	20,041,636.72	15,877,794.50	2,857,081.79	54,136,133.23	15,355,453.42	16,648,886.81	19,260,623.99	2,871,169.01	54,136,133.23		14,087.22			
Salaries and Wages - Regular	5010101000	54,263,000.00	(112,779.55)	54,150,220.45	54,263,000.00	(112,779.55)			54,150,220.45	15,359,620.22	20,041,636.72	15,877,794.50	2,857,081.79	54,136,133.23	15,355,453.42	16,648,886.81	19,260,623.99	2,871,169.01	54,136,133.23		14,087.22			
Basic Salary - Civilian	5010101001	54,263,000.00	(112,779.55)	54,150,220.45	54,263,000.00	(112,779.55)			54,150,220.45	15,359,620.22	20,041,636.72	15,877,794.50	2,857,081.79	54,136,133.23	15,355,453.42	16,648,886.81	19,260,623.99	2,871,169.01	54,136,133.23		14,087.22			
Other Compensation	5010200000	14,165,000.00	5,123,413.91	19,288,413.91	14,165,000.00	5,123,413.91			19,288,413.91	2,650,522.72	2,460,472.95	1,990,113.64	12,103,921.71	19,205,031.02	2,650,522.72	2,059,472.95	2,382,750.00	12,112,285.35	19,205,031.02		83,382.89			
Personal Economic Relief Allowance (PERA)	5010201000	4,344,000.00	(106,091.18)	4,237,908.82	4,344,000.00	(106,091.18)			4,237,908.82	1,118,272.72	1,460,090.95	1,153,363.64	504,181.51	4,235,908.82	1,118,272.72	1,196,090.95	1,414,000.00	507,545.15	4,235,908.82		2,000.00			
PERA - Civilian	5010201001	4,344,000.00	(106,091.18)	4,237,908.82	4,344,000.00	(106,091.18)			4,237,908.82	1,118,272.72	1,460,090.95	1,153,363.64	504,181.51	4,235,908.82	1,118,272.72	1,196,090.95	1,414,000.00	507,545.15	4,235,908.82		2,000.00			
Representation Allowance (RA)	5010202000	1,134,000.00	275,350.00	1,409,350.00	1,134,000.00	275,350.00			1,409,350.00	364,875.00	426,500.00	412,125.00	205,850.00	1,409,350.00	364,875.00	358,000.00	480,625.00	205,850.00	1,409,350.00					
Representation Allowance (RA)	5010202000	1,134,000.00	275,350.00	1,409,350.00	1,134,000.00	275,350.00			1,409,350.00	364,875.00	426,500.00	412,125.00	205,850.00	1,409,350.00	364,875.00	358,000.00	480,625.00	205,850.00	1,409,350.00					
Transportation Allowance (TA)	5010203000	1,134,000.00	90,500.00	1,224,500.00	1,134,000.00	90,500.00			1,224,500.00	312,375.00	374,000.00	359,625.00	178,500.00	1,224,500.00	312,375.00	305,500.00	428,125.00	178,500.00	1,224,500.00					
Transportation Allowance (TA)	5010203001	1,134,000.00	90,500.00	1,224,500.00	1,134,000.00	90,500.00			1,224,500.00	312,375.00	374,000.00	359,625.00	178,500.00	1,224,500.00	312,375.00	305,500.00	428,125.00	178,500.00	1,224,500.00					
Clothing/Uniform Allowance	5010204000	905,000.00	25,000.00	930,000.00	905,000.00	25,000.00			930,000.00	855,000.00	10,000.00	65,000.00		930,000.00	855,000.00	10,000.00	60,000.00	5,000.00	930,000.00					
Clothing/Uniform Allowance - Civilian	5010204001	905,000.00	25,000.00	930,000.00	905,000.00	25,000.00			930,000.00	855,000.00	10,000.00	65,000.00		930,000.00	855,000.00	10,000.00	60,000.00	5,000.00	930,000.00					
Laundry Allowance (LA)	5010206000	35,000.00		35,000.00	35,000.00				35,000.00				30,000.00	30,000.00				30,000.00	30,000.00		5,000.00			
Laundry Allowance - Magna Carta Benefits for Science and Technology under R.A. 8439	5010206003	35,000.00		35,000.00	35,000.00				35,000.00				30,000.00	30,000.00				30,000.00	30,000.00		5,000.00			
Hazard Pay (HP)	5010211000	283,000.00	(26,342.91)	256,657.09	283,000.00	(26,342.91)			256,657.09				255,274.20	255,274.20				255,274.20	255,274.20		1,382.89			
HP - Magna Carta Benefits for Science and Technology under R.A. 8439	5010211004	283,000.00	(26,342.91)	256,657.09	283,000.00	(26,342.91)			256,657.09				255,274.20	255,274.20				255,274.20	255,274.20		1,382.89			
Year End Bonus	5010214000	4,520,000.00	(2.00)	4,519,998.00	4,520,000.00	(2.00)			4,519,998.00		189,882.00		4,330,116.00	4,519,998.00		189,882.00		4,330,116.00	4,519,998.00					
Bonus - Civilian	5010214001	4,520,000.00	(2.00)	4,519,998.00	4,520,000.00	(2.00)			4,519,998.00		189,882.00		4,330,116.00	4,519,998.00		189,882.00		4,330,116.00	4,519,998.00					
Cash Gift	5010215000	905,000.00		905,000.00	905,000.00				905,000.00				905,000.00	905,000.00				905,000.00	905,000.00					
Cash Gift - Civilian	5010215001	905,000.00		905,000.00	905,000.00				905,000.00				905,000.00	905,000.00				905,000.00	905,000.00					
Other Bonuses and Allowances	5010299000	905,000.00	4,865,000.00	5,770,000.00	905,000.00	4,865,000.00			5,770,000.00				5,695,000.00	5,695,000.00				5,695,000.00	5,695,000.00		75,000.00			
Collective Negotiation Agreement Incentive - Civilian	5010299011		4,850,000.00	4,850,000.00		4,850,000.00			4,850,000.00				4,775,000.00	4,775,000.00				4,775,000.00	4,775,000.00		75,000.00			
Productivity Enhancement Incentive - Civilian	5010299012	905,000.00	15,000.00	920,000.00	905,000.00	15,000.00			920,000.00				920,000.00	920,000.00				920,000.00	920,000.00					
Personnel Benefit Contributions	5010300000	944,000.00	107,002.00	1,051,002.00	944,000.00	107,002.00			1,051,002.00	268,325.00	360,337.50	282,700.00	139,639.50	1,051,002.00	236,237.50	329,225.00	345,900.00	139,639.50	1,051,002.00					
Pag-IBIG Contributions	5010302000	218,000.00	(300.00)	217,700.00	218,000.00	(300.00)			217,700.00	55,600.00	73,500.00	57,400.00	31,200.00	217,700.00	49,600.00	65,900.00	71,000.00	31,200.00	217,700.00					
Pag-IBIG - Civilian	5010302001	218,000.00	(300.00)	217,700.00	218,000.00	(300.00)			217,700.00	55,600.00	73,500.00	57,400.00	31,200.00	217,700.00	49,600.00	65,900.00	71,000.00	31,200.00	217,700.00					
PhilHealth Contributions	5010303000	508,000.00	107,500.00	615,500.00	508,000.00	107,500.00			615,500.00	156,925.00	213,737.50	167,900.00	76,937.50	615,500.00	137,137.50	196,625.00	204,800.00	76,937.50	615,500.00					
PhilHealth - Civilian	5010303001	508,000.00	107,500.00	615,500.00	508,000.00	107,500.00			615,500.00	156,925.00	213,737.50	167,900.00	76,937.50	615,500.00	137,137.50	196,625.00	204,800.00	76,937.50	615,500.00					
Employees Compensation Insurance Premiums (ECIP)	5010304000	218,000.00	(198.00)	217,802.00	218,000.00	(198.00)			217,802.00	55,800.00	73,100.00	57,400.00	31,502.00	217,802.00	49,500.00	66,700.00	70,100.00	31,502.00	217,802.00					
ECIP - Civilian	5010304001	218,000.00	(198.00)	217,802.00	218,000.00	(198.00)			217,802.00	55,800.00	73,100.00	57,400.00	31,502.00	217,802.00	49,500.00	66,700.00	70,100.00	31,502.00	217,802.00					
Other Personnel Benefits	5010400000	3,499,000.00	(267,636.36)	3,231,363.64	1,890,224.00	(267,636.36)			1,622,587.64	1,621,223.71				1,621,223.71	1,621,223.71			1,621,223.71	1,608,776.00		1,363.93			
Terminal Leave Benefits	5010403000	3,230,000.00		3,230,000.00	1,621,224.00				1,621,224.00	1,621,223.71				1,621,223.71	1,621,223.71			1,621,223.71	1,608,776.00		29			
Terminal Leave Benefits - Civilian	5010403001	3,230,000.00		3,230,000.00	1,621,224.00				1,621,224.00	1,621,223.71				1,621,223.71	1,621,223.71			1,621,223.71	1,608,776.00		29			
Other Personnel Benefits	5010499000	269,000.00	(267,636.36)	1,363.64	269,000.00	(267,636.36)			1,363.64										1,363.64					

A. J.


Particulars	UACS CODE	Appropriation				Allotments				Current Year Obligations					Current Year Disbursements					Balances				
		Authorized Appropriation	Adjustments (To)/From, Realignment	Adjusted Appropriations	Allotments Received	Adjustments (Withdrawal, Realignment)	Transfer To	Transfer From	Adjusted Total Allotments	1st Quarter Ending March 31	2nd Quarter Ending June 30	3rd Quarter Ending Sept. 30	4th Quarter Ending Dec. 31	Total	1st Quarter Ending March 31	2nd Quarter Ending June 30	3rd Quarter Ending Sept. 30	4th Quarter Ending Dec. 31	Total	Unreleased Appropriations	Unobligated Allotment	Unpaid Obligations (15-20) = (23+24)		
																						Due and Demandable	Not Yet Due and Demandable	
1	2	3	4	5=(3+4)	6	7	8	9	10=(8+9+7+8+9)	11	12	13	14	15=(11+12+13+14)	16	17	18	19	20=(16+17+18+19)	21=(8-10)	22=(10-15)	23	24	
Lump-sum for Step Increments - Length of Service	5010499010	136,000.00	(136,000.00)		136,000.00	(136,000.00)																		
Lump-sum for Step Increments - Meritorious Performance	5010499011	133,000.00	(131,636.36)	1,363.64	133,000.00	(131,636.36)			1,363.64														1,363.64	
Maintenance and Other Operating Expenses		308,380,000.00	(4,850,000.00)	303,530,000.00	308,380,000.00	(4,850,000.00)			303,530,000.00	88,610,137.30	74,018,295.38	58,804,949.66	77,507,457.75	298,940,840.09	70,252,498.01	56,189,612.01	76,272,195.70	62,116,123.01	264,830,428.73	(.00)	4,589,159.91	4,673,009.42	29,437,401.94	
Traveling Expenses	5020100000	15,941,000.00	3,664,396.53	19,605,396.53	15,941,000.00	3,664,396.53			19,605,396.53	6,099,764.50	4,182,120.21	3,650,943.13	5,437,744.43	19,370,572.27	5,370,051.50	4,720,509.85	3,755,789.73	4,188,627.19	18,034,978.27	(.00)	234,824.26	375,322.50	960,271.50	
Traveling Expenses - Local	5020101000	13,854,000.00	5,576,136.26	19,430,136.26	13,854,000.00	5,576,136.26			19,430,136.26	6,099,764.50	4,172,941.63	3,650,943.13	5,307,568.70	19,231,217.96	5,370,051.50	4,711,331.27	3,755,789.73	4,098,203.46	17,935,375.96	(.00)	198,918.30	335,570.50	960,271.50	
Traveling Expenses - Local	5020101000	13,854,000.00	5,576,136.26	19,430,136.26	13,854,000.00	5,576,136.26			19,430,136.26	6,099,764.50	4,172,941.63	3,650,943.13	5,307,568.70	19,231,217.96	5,370,051.50	4,711,331.27	3,755,789.73	4,098,203.46	17,935,375.96	(.00)	198,918.30	335,570.50	960,271.50	
Traveling Expenses - Foreign	5020102000	2,087,000.00	(1,911,739.73)	175,260.27	2,087,000.00	(1,911,739.73)			175,260.27		9,178.58		130,175.73	139,354.31		9,178.58		90,423.73	99,602.31			35,905.96	39,752.00	
Traveling Expenses - Foreign	5020102000	2,087,000.00	(1,911,739.73)	175,260.27	2,087,000.00	(1,911,739.73)			175,260.27		9,178.58		130,175.73	139,354.31		9,178.58		90,423.73	99,602.31			35,905.96	39,752.00	
Training and Scholarship Expenses	5020200000	17,513,000.00	6,121,997.17	23,634,997.17	17,513,000.00	6,121,997.17			23,634,997.17	6,413,409.43	3,500,315.00	5,308,574.95	7,486,136.65	22,708,436.03	5,925,682.28	2,518,402.00	6,187,535.10	5,114,652.65	19,748,272.03			926,561.14	901,369.00	2,080,795.00
Training Expenses	5020201000	16,998,000.00	6,202,948.35	23,200,948.35	16,998,000.00	6,202,948.35			23,200,948.35	6,413,409.43	3,500,315.00	5,308,574.95	7,486,136.65	22,708,436.03	5,925,682.28	2,518,402.00	6,187,535.10	5,114,652.65	19,748,272.03			926,561.14	901,369.00	2,080,795.00
ICT Training Expenses	5020201001	300,000.00		300,000.00	300,000.00				300,000.00														300,000.00	
Training Expenses	5020201002	16,698,000.00	6,202,948.35	22,900,948.35	16,698,000.00	6,202,948.35			22,900,948.35	6,413,409.43	3,500,315.00	5,308,574.95	7,486,136.65	22,708,436.03	5,925,682.28	2,518,402.00	6,187,535.10	5,114,652.65	19,748,272.03			926,561.14	901,369.00	2,080,795.00
Scholarship Grants/Expenses	5020202000	515,000.00	(80,951.18)	434,048.82	515,000.00	(80,951.18)			434,048.82														434,048.82	
Scholarship Grants/Expenses	5020202000	515,000.00	(80,951.18)	434,048.82	515,000.00	(80,951.18)			434,048.82														434,048.82	
Supplies and Materials Expenses	5020300000	126,035,000.00	(9,904,450.13)	116,130,549.87	126,035,000.00	(9,904,450.13)			116,130,549.87	30,043,532.51	36,198,496.03	20,279,771.79	28,467,910.62	114,989,710.95	20,835,498.91	20,042,363.44	33,946,104.40	20,059,050.80	94,883,017.55			1,140,838.92	2,059,089.84	18,047,803.56
Office Supplies Expenses	5020301000	10,269,000.00	(2,215,833.71)	8,053,166.29	10,269,000.00	(2,215,833.71)			8,053,166.29	2,061,293.61	1,781,143.08	1,630,622.53	1,730,106.87	7,203,166.29	1,647,919.81	1,514,300.52	1,352,075.69	1,900,989.97	6,415,285.99			850,000.00	33,820.00	754,060.30
ICT Office Supplies	5020301001	850,000.00		850,000.00	850,000.00				850,000.00														850,000.00	
Office Supplies Expenses	5020301002	9,419,000.00	(2,215,833.71)	7,203,166.29	9,419,000.00	(2,215,833.71)			7,203,166.29	2,061,293.61	1,781,143.08	1,630,622.53	1,730,106.87	7,203,166.29	1,647,919.81	1,514,300.52	1,352,075.69	1,900,989.97	6,415,285.99			33,820.00	754,060.30	
Animal/Zoological Supplies Expenses	5020304000	58,821,000.00	(11,563,004.64)	47,257,995.36	58,821,000.00	(11,563,004.64)			47,257,995.36	10,650,975.00	15,035,012.20	7,147,805.00	14,264,447.30	47,098,239.50	6,800,830.00	6,600,829.50	15,035,173.12	8,748,925.88	37,185,758.50			159,755.86	644,492.00	9,267,989.00
Animal/Zoological Supplies Expenses	5020304000	58,821,000.00	(11,563,004.64)	47,257,995.36	58,821,000.00	(11,563,004.64)			47,257,995.36	10,650,975.00	15,035,012.20	7,147,805.00	14,264,447.30	47,098,239.50	6,800,830.00	6,600,829.50	15,035,173.12	8,748,925.88	37,185,758.50			159,755.86	644,492.00	9,267,989.00
Medical, Dental and Laboratory Supplies Expenses	5020308000	19,567,000.00	9,008,059.77	28,575,059.77	19,567,000.00	9,008,059.77			28,575,059.77	6,468,975.08	12,579,404.29	4,352,735.51	5,092,861.83	28,493,976.71	2,945,460.48	4,355,644.16	10,427,434.71	4,284,094.57	22,012,633.92			81,083.06	959,494.58	5,521,848.21
Medical, Dental and Laboratory Supplies Expenses	5020308000	19,567,000.00	9,008,059.77	28,575,059.77	19,567,000.00	9,008,059.77			28,575,059.77	6,468,975.08	12,579,404.29	4,352,735.51	5,092,861.83	28,493,976.71	2,945,460.48	4,355,644.16	10,427,434.71	4,284,094.57	22,012,633.92			81,083.06	959,494.58	5,521,848.21
Fuel, Oil and Lubricants Expenses	5020309000	21,166,000.00	(6,539,060.90)	14,626,939.10	21,166,000.00	(6,539,060.90)			14,626,939.10	5,795,305.42	3,575,589.08	3,843,287.81	1,412,758.79	14,626,939.10	5,084,305.42	4,216,589.08	3,843,287.81	184,645.44	13,308,827.75			8,214.00	1,309,897.35	
Fuel, Oil and Lubricants Expenses	5020309000	21,166,000.00	(6,539,060.90)	14,626,939.10	21,166,000.00	(6,539,060.90)			14,626,939.10	5,795,305.42	3,575,589.08	3,843,287.81	1,412,758.79	14,626,939.10	5,084,305.42	4,216,589.08	3,843,287.81	184,645.44	13,308,827.75			8,214.00	1,309,897.35	
Agricultural and Marine Supplies Expenses	5020310000	8,755,000.00	(5,330,289.30)	3,424,710.70	8,755,000.00	(5,330,289.30)			3,424,710.70	1,938,470.00	979,550.00	885,750.00	(379,059.30)	3,424,710.70	1,651,470.00	1,266,550.00	885,750.00	(386,189.50)	3,417,580.50					7,130.20
Agricultural and Marine Supplies Expenses	5020310000	8,755,000.00	(5,330,289.30)	3,424,710.70	8,755,000.00	(5,330,289.30)			3,424,710.70	1,938,470.00	979,550.00	885,750.00	(379,059.30)	3,424,710.70	1,651,470.00	1,266,550.00	885,750.00	(386,189.50)	3,417,580.50					7,130.20
Other Supplies and Materials Expenses	5020399000	7,457,000.00	6,735,678.65	14,192,678.65	7,457,000.00	6,735,678.65			14,192,678.65	3,128,513.20	2,247,797.38	2,419,570.94	6,346,797.13	14,142,678.65	2,725,513.20	2,088,450.16	2,402,383.07	5,326,584.44	12,542,930.89			50,000.00	413,069.26	1,186,678.50
Other Supplies and Materials Expenses	5020399000	7,457,000.00	6,735,678.65	14,192,678.65	7,457,000.00	6,735,678.65			14,192,678.65	3,128,513.20	2,247,797.38	2,419,570.94	6,346,797.13	14,142,678.65	2,725,513.20	2,088,450.16	2,402,383.07	5,326,584.44	12,542,930.89			50,000.00	413,069.26	1,186,678.50
Utility Expenses	5020400000	21,453,000.00	(6,020,595.63)	15,432,404.37	21,453,000.00	(6,020,595.63)			15,432,404.37	4,843,091.52	4,443,991.67	4,240,421.51	1,904,899.67	15,432,404.37	4,616,976.03	4,652,407.13	4,253,006.95	1,889,850.28	15,412,240.39			17,748.88	2,415.00	
Water Expenses	5020401000	568,000.00	26,244.33	594,244.33	568,000.00	26,244.33			594,244.33	259,345.62	178,472.14	146,732.87	9,693.70	594,244.33	238,930.62	191,187.36	152,018.55	(1,978.32)	580,158.21			11,671.12	2,415.00	
Water Expenses	5020401000	568,000.00	26,244.33	594,244.33	568,000.00	26,244.33			594,244.33	259,345.62	178,472.14	146,732.87	9,693.70	594,244.33	238,930.62	191,187.36	152,018.55	(1,978.32)	580,158.21			11,671.12	2,415.00	
Electricity Expenses	5020402000	20,885,000.00	(6,046,839.96)	14,838,160.04	20,885,000.00	(6,046,839.96)			14,838,160.04	4,583,745.90	4,265,519.53	4,093,688.64	1,895,205.97	14,838,160.04	4,378,045.41	4,461,219.77	4,100,968.40	1,891,828.60	14,832,082.18			6,077.86		
Electricity Expenses	5020402000	20,885,000.00	(6,046,839.96)	14,838,160.04	20,885,000.00	(6,046,839.96)			14,838,160.04	4,583,745.90	4,265,519.53	4,093,688.64	1,895,205.97	14,838,160.04	4,378,045.41	4,461,219.77	4,100,968.40	1,891,828.60	14,832,082.18			6,077.86		
Communication Expenses	5020500000	6,626,000.00	(1,289,802.06)	5,336,197.94	6,626,000.00	(1,289,802.06)			5,336,197.94	1,														

Particulars	UACS CODE	Appropriation			Allotments					Current Year Obligations					Current Year Disbursements					Balances				
		Authorized Appropriation	Adjustments (Transfer (To)/From, Realignment)	Adjusted Appropriations	Allotments Received	Adjustments (Withdrawal, Realignment)	Transfer To	Transfer From	Adjusted Total Allotments	1st Quarter Ending March 31	2nd Quarter Ending June 30	3rd Quarter Ending Sept. 30	4th Quarter Ending Dec. 31	Total	1st Quarter Ending March 31	2nd Quarter Ending June 30	3rd Quarter Ending Sept. 30	4th Quarter Ending Dec. 31	Total	Unreleased Appropriations	Unobligated Allotment	Unpaid Obligations (15-20) = (23+24)		
																						Due and Demandable	Not Yet Due and Demandable	
1	2	3	4	5=(3+4)	6	7	8	9	10=(6+7+8+9)	11	12	13	14	15=(11+12+13+14)	16	17	18	19	20=(16+17+18+19)	21=(5-10)	22=(10-15)	23	24	
Legal Services	5021101000	1,300,000.00	(478,810.00)	821,190.00	1,300,000.00	(478,810.00)			821,190.00	47,000.00	257,700.00	91,800.00	424,690.00	821,190.00	26,800.00	141,400.00	230,700.00	341,830.00	740,730.00			79,460.00	1,000.00	
Legal Services	5021101000	1,300,000.00	(478,810.00)	821,190.00	1,300,000.00	(478,810.00)			821,190.00	47,000.00	257,700.00	91,800.00	424,690.00	821,190.00	26,800.00	141,400.00	230,700.00	341,830.00	740,730.00			79,460.00	1,000.00	
Consultancy Services	5021103000	4,970,000.00	(3,370,000.00)	1,600,000.00	4,970,000.00	(3,370,000.00)			1,600,000.00				960,000.00	960,000.00				150,000.00	150,000.00			640,000.00	810,000.00	
ICT Consultancy Services	5021103001	1,050,000.00		1,050,000.00	1,050,000.00				1,050,000.00				410,000.00	410,000.00									640,000.00	410,000.00
Consultancy Services	5021103002	3,920,000.00	(3,370,000.00)	550,000.00	3,920,000.00	(3,370,000.00)			550,000.00				550,000.00	550,000.00				150,000.00	150,000.00					400,000.00
Other Professional Services	5021199000	13,050,000.00	(1,082,799.59)	11,967,200.41	13,050,000.00	(1,082,799.59)			11,967,200.41	4,757,100.00	1,352,494.00	1,390,353.00	4,365,744.51	11,865,691.51	4,259,000.00	1,710,674.00	1,300,872.00	2,378,117.51	9,648,663.51		101,508.90	361,693.00	1,855,335.00	
Other Professional Services	5021199000	13,050,000.00	(1,082,799.59)	11,967,200.41	13,050,000.00	(1,082,799.59)			11,967,200.41	4,757,100.00	1,352,494.00	1,390,353.00	4,365,744.51	11,865,691.51	4,259,000.00	1,710,674.00	1,300,872.00	2,378,117.51	9,648,663.51		101,508.90	361,693.00	1,855,335.00	
General Services	5021200000	12,773,000.00	(3,085,055.65)	9,687,944.35	12,773,000.00	(3,085,055.65)			9,687,944.35	2,545,053.68	2,336,707.56	4,086,174.96	720,008.13	9,687,944.35	2,375,933.23	2,135,433.00	3,797,941.00	1,245,713.33	9,555,020.56			85,916.76	47,007.03	
Janitorial Services	5021202000	2,100,000.00	(253,884.32)	1,846,115.68	2,100,000.00	(253,884.32)			1,846,115.68	691,556.68	504,462.48	203,235.17	486,861.35	1,846,115.68	606,386.23	549,620.76	198,890.10	491,218.59	1,846,115.68					
Janitorial Services	5021202000	2,100,000.00	(253,884.32)	1,846,115.68	2,100,000.00	(253,884.32)			1,846,115.68	691,556.68	504,462.48	203,235.17	486,861.35	1,846,115.68	606,386.23	549,620.76	198,890.10	491,218.59	1,846,115.68					
Security Services	5021203000	3,773,000.00	(325,224.46)	3,447,775.54	3,773,000.00	(325,224.46)			3,447,775.54	669,000.00	744,000.00	2,026,275.54	8,500.00	3,447,775.54	633,000.00	435,000.00	1,777,802.14	516,596.64	3,362,398.78			85,376.76		
Security Services	5021203000	3,773,000.00	(325,224.46)	3,447,775.54	3,773,000.00	(325,224.46)			3,447,775.54	669,000.00	744,000.00	2,026,275.54	8,500.00	3,447,775.54	633,000.00	435,000.00	1,777,802.14	516,596.64	3,362,398.78			85,376.76		
Other General Services	5021299000	6,900,000.00	(2,505,946.87)	4,394,053.13	6,900,000.00	(2,505,946.87)			4,394,053.13	1,224,497.00	1,088,245.10	1,856,664.25	224,646.78	4,394,053.13	1,136,547.00	1,150,812.24	1,821,248.76	237,898.10	4,346,506.10			540.00	47,007.03	
Other General Services	5021299000	6,900,000.00	(2,505,946.87)	4,394,053.13	6,900,000.00	(2,505,946.87)			4,394,053.13	1,224,497.00	1,088,245.10	1,856,664.25	224,646.78	4,394,053.13	1,136,547.00	1,150,812.24	1,821,248.76	237,898.10	4,346,506.10			540.00	47,007.03	
Repairs and Maintenance	5021300000	23,391,000.00	3,199,991.77	26,590,991.77	23,391,000.00	3,199,991.77			26,590,991.77	5,416,057.41	8,052,231.99	3,347,280.49	9,636,951.88	26,492,521.77	4,502,470.95	3,241,754.02	5,428,884.74	11,304,555.72	24,477,665.43	(.00)	98,470.00	255,320.15	1,759,536.19	
Repairs and Maintenance - Land Improvements	5021302000	2,091,000.00	(2,091,000.00)		2,091,000.00	(2,091,000.00)																		
Other Land Improvements	5021302000	2,091,000.00	(2,091,000.00)		2,091,000.00	(2,091,000.00)																		
Repairs and Maintenance - Buildings and Other Structures	5021304000	5,249,000.00	10,673,869.03	15,922,869.03	5,249,000.00	10,673,869.03			15,922,869.03	1,275,010.00	5,969,855.29	807,902.97	7,870,100.77	15,922,869.03	1,275,010.00	917,742.50	3,196,148.92	9,297,189.22	14,696,090.64				1,236,778.39	
Other Structures	5021304000	5,249,000.00	10,673,869.03	15,922,869.03	5,249,000.00	10,673,869.03			15,922,869.03	1,275,010.00	5,969,855.29	807,902.97	7,870,100.77	15,922,869.03	1,275,010.00	917,742.50	3,196,148.92	9,297,189.22	14,696,090.64				1,236,778.39	
Repairs and Maintenance - Machinery and Equipment	5021305000	8,265,000.00	(4,265,771.07)	3,999,228.93	8,265,000.00	(4,265,771.07)			3,999,228.93	1,648,528.00	758,568.00	1,147,359.55	448,773.38	3,999,228.93	1,220,528.00	867,455.00	575,048.00	825,320.13	3,488,351.13	(.00)		22,848.00	488,029.80	
Office Equipment	5021305002	754,000.00	(203,166.00)	550,834.00	754,000.00	(203,166.00)			550,834.00	221,000.00	139,913.00	75,228.00	114,693.00	550,834.00	221,000.00	114,880.00	83,233.00	(39,047.00)	380,066.00			22,848.00	147,920.00	
Information and Communication Technology Equipment	5021305003	1,046,000.00	(878,372.00)	167,628.00	1,046,000.00	(878,372.00)			167,628.00	171,628.00	5,000.00		(9,000.00)	167,628.00	156,628.00	20,000.00		(9,000.00)	167,628.00					
Technical and Scientific Equipment	5021305014	3,450,000.00	(3,057,374.20)	392,625.80	3,450,000.00	(3,057,374.20)			392,625.80		178,552.00		393,033.80	392,625.80					308,592.00	(.00)				84,033.80
Other Machinery and Equipment	5021305099	3,015,000.00	(126,858.87)	2,888,141.13	3,015,000.00	(126,858.87)			2,888,141.13	1,253,900.00	438,655.00	893,539.56	302,046.58	2,888,141.13	842,900.00	732,575.00	491,815.00	564,775.13	2,632,065.13					256,076.00
Repairs and Maintenance - Transportation Equipment	5021306000	6,472,000.00	(30,622.73)	6,441,377.27	6,472,000.00	(30,622.73)			6,441,377.27	2,453,519.41	1,357,808.70	1,392,017.97	1,139,561.19	6,342,907.27	1,965,932.95	1,450,556.52	1,657,687.82	1,001,529.83	6,075,707.12		98,470.00	232,472.15	34,728.00	
Motor Vehicles	5021306001	6,472,000.00	(30,622.73)	6,441,377.27	6,472,000.00	(30,622.73)			6,441,377.27	2,453,519.41	1,357,808.70	1,392,017.97	1,139,561.19	6,342,907.27	1,965,932.95	1,450,556.52	1,657,687.82	1,001,529.83	6,075,707.12		98,470.00	232,472.15	34,728.00	
Repairs and Maintenance - Furniture and Fixtures	5021307000	433,000.00	(392,000.00)	41,000.00	433,000.00	(392,000.00)			41,000.00	41,000.00				41,000.00	41,000.00				41,000.00					
Repairs and Maintenance - Furniture and Fixtures	5021307000	433,000.00	(392,000.00)	41,000.00	433,000.00	(392,000.00)			41,000.00	41,000.00				41,000.00	41,000.00				41,000.00					
Repairs and Maintenance - Other Property, Plant and Equipment	5021399000	881,000.00	(694,483.46)	186,516.54	881,000.00	(694,483.46)			186,516.54	6,000.00			180,516.54	186,516.54		6,000.00			180,516.54					
Other Property, Plant and Equipment	5021399000	881,000.00	(694,483.46)	186,516.54	881,000.00	(694,483.46)			186,516.54	6,000.00			180,516.54	186,516.54		6,000.00			180,516.54					
Taxes, Insurance Premiums and Other Fees	5021500000	10,570,000.00	(4,528,955.20)	6,041,044.80	10,570,000.00	(4,528,955.20)			6,041,044.80	2,182,980.27	189,031.24	2,382,728.94	1,286,304.35	6,041,044.80	2,173,980.18	198,031.24	2,362,209.06	1,304,574.32	6,038,794.80	(.00)				2,250.00
Taxes, Duties and Licenses	5021501000	2,220,000.00	(1,958,157.03)	261,842.97	2,220,000.00	(1,958,157.03)			261,842.97	114,071.69	31,372.80	34,531.22	81,867.26	261,842.97	114,071.69	31,372.80	34,656.24	81,742.24	261,842.97	(.00)				
Taxes, Duties and Licenses	5021501001	2,220,000.00	(1,958,157.03)	261,842.97	2,220,000.00	(1,958,157.03)			261,842.97	114,071.69	31,372.80	34,531.22	81,867.26	261,842.97	114,071.69	31,372.80	34,656.24	81,742.24	261,842.97	(.00)				
Fidelity Bond Premiums	5021502000	170,000.00	(89,412.50)	80,587.50	170,000.00	(89,412.50)			80,587.50	10,625.00	7,275.00	1,125.00	61,562.50	80,587.50	10,625.00	7,275.00	1,125.00	59,312.50	78,337.50					2,250.00
Fidelity Bond Premiums	5021502000	170,000.00	(89,412.50)	80,587.50	170,000.00	(89,412.50)			80,587.50	10,625.00	7,275.00	1,125.00	61,562.50	80,587.50	10,625.00	7,275.00	1,125.00	59,312.50	78,337.50					2,250.00
Insurance Expenses	5021503000	8,180,000.00	(2,481,385.67)	5,698,614.33	8,180,000.00	(2,481,385.67)			5,698,614.33	2,058,283.58	150,383.44	2,347,072.72	1,142,874.59	5,698,614.33	2,049,283.49	159,383.44	2,326,427.82	1,163,519.58	5,698,614					


Particulars	UACS CODE	Appropriation			Allotments					Current Year Obligations					Current Year Disbursements					Balances			
		Authorized Appropriation	Adjustments (To)/From, Realignment	Adjusted Appropriations	Allotments Received	Adjustments (Withdrawal, Resignment)	Transfer To	Transfer From	Adjusted Total Allotments	1st Quarter Ending March 31	2nd Quarter Ending June 30	3rd Quarter Ending Sept. 30	4th Quarter Ending Dec. 31	Total	1st Quarter Ending March 31	2nd Quarter Ending June 30	3rd Quarter Ending Sept. 30	4th Quarter Ending Dec. 31	Total	Unreleased Appropriations	Unobligated Allotment	Unpaid Obligations (15-20) = (23+24)	
																						Due and Demandable	Not Yet Due and Demandable
1	2	3	4	5=(3+4)	6	7	8	9	10=(8+(-7)+4+9)	11	12	13	14	15=(11+12+13+14)	16	17	18	19	20=(16+17+18+19)	21=(5-10)	22=(10-15)	23	24
Rents - Motor Vehicles	5029905003	100,000.00	(100,000.00)		100,000.00	(100,000.00)																	
Rents - Equipment	5029905004	2,135,000.00	(1,215,727.24)	919,272.76	2,135,000.00	(1,215,727.24)			919,272.76	330,727.28	61,090.92	20,363.64	507,090.92	919,272.76	330,727.28	61,090.92	20,363.64	486,727.28	898,909.12			20,363.64	
Membership Dues and Contributions to Organizations	5029906000	913,000.00	(482,100.00)	430,900.00	913,000.00	(482,100.00)			430,900.00	403,000.00	1,900.00	31,000.00	(5,000.00)	430,900.00	403,000.00	1,900.00	31,000.00	(5,000.00)	430,900.00				
Membership Dues and Contributions to Organizations	5029906000	913,000.00	(482,100.00)	430,900.00	913,000.00	(482,100.00)			430,900.00	403,000.00	1,900.00	31,000.00	(5,000.00)	430,900.00	403,000.00	1,900.00	31,000.00	(5,000.00)	430,900.00				
Subscription Expenses	5029907000	2,379,000.00	(452,753.07)	1,926,246.93	2,379,000.00	(452,753.07)			1,926,246.93	22,065.08	39,504.35	90,833.43	1,313,844.07	1,466,246.93	13,508.00	6,500.00	36,249.00	79,648.01	135,903.01		460,000.00		1,330,343.92
ICT Software Subscription	5029907001	460,000.00		460,000.00	460,000.00				460,000.00												460,000.00		
Other Subscription Expenses	5029907099	1,919,000.00	(452,753.07)	1,466,246.93	1,919,000.00	(452,753.07)			1,466,246.93	22,065.08	39,504.35	90,833.43	1,313,844.07	1,466,246.93	13,508.00	6,500.00	36,249.00	79,648.01	135,903.01				1,330,343.92
Other Maintenance and Operating Expenses	5029999000	2,046,000.00	132,586.59	2,178,586.59	2,046,000.00	132,586.59			2,178,586.59	263,584.43	143,853.56	217,737.04	1,515,071.56	2,140,246.59	263,584.43	83,975.73	276,435.72	1,172,766.65	1,796,762.53		38,340.00	9,109.06	334,375.00
Other Maintenance and Operating Expenses	5029999099	2,046,000.00	132,586.59	2,178,586.59	2,046,000.00	132,586.59			2,178,586.59	263,584.43	143,853.56	217,737.04	1,515,071.56	2,140,246.59	263,584.43	83,975.73	276,435.72	1,172,766.65	1,796,762.53		38,340.00	9,109.06	334,375.00
Capital Outlays		89,421,000.00		89,421,000.00	89,421,000.00				89,421,000.00	11,984,045.56	42,279,331.38	19,896,428.34	12,768,715.81	86,928,521.09	136,045.56	40,549,697.38	24,587,179.80	17,467,531.02	82,740,453.76	2,492,478.91		412,417.33	3,775,650.00
Investment Outlay	5060100000	500,000.00		500,000.00	500,000.00				500,000.00			412,417.33	87,582.67	500,000.00								412,417.33	87,582.67
Investment in Government-Owned and/or Controlled Corporations	5060101000	500,000.00		500,000.00	500,000.00				500,000.00			412,417.33	87,582.67	500,000.00								412,417.33	87,582.67
Communication Networks	5060101007	500,000.00		500,000.00	500,000.00				500,000.00			412,417.33	87,582.67	500,000.00								412,417.33	87,582.67
Property, Plant and Equipment Outlay	5060400000	86,063,000.00		86,063,000.00	86,063,000.00				86,063,000.00	11,848,000.00	39,779,331.38	19,344,683.01	12,606,065.81	83,578,080.20	40,549,697.38	22,087,179.80	17,328,203.02	79,956,080.20		2,484,919.80			3,613,000.00
Buildings and Other Structures	5060404000	45,542,000.00		45,542,000.00	45,542,000.00				45,542,000.00		31,035,191.38	14,306,683.01	152,266.92	45,494,141.31	31,035,191.38	9,683,179.80	4,775,770.13	45,494,141.31		47,858.69			47,858.69
Other Structures	5060404099	45,542,000.00		45,542,000.00	45,542,000.00				45,542,000.00		31,035,191.38	14,306,683.01	152,266.92	45,494,141.31	31,035,191.38	9,683,179.80	4,775,770.13	45,494,141.31		47,858.69			47,858.69
Machinery and Equipment Outlay	5060405000	40,521,000.00		40,521,000.00	40,521,000.00				40,521,000.00	11,848,000.00	8,744,140.00	5,038,000.00	12,453,798.89	38,083,938.89	9,514,506.00	12,404,000.00	12,552,432.89	34,470,938.89		2,437,061.11			3,613,000.00
Information and Communication Technology Equipment	5060405003	3,021,000.00		3,021,000.00	3,021,000.00				3,021,000.00		744,140.00		2,275,000.00	3,019,140.00	664,506.00	5,800.00	73,834.00	744,140.00		1,860.00			2,275,000.00
Technical and Scientific Equipment	5060405014	8,500,000.00		8,500,000.00	8,500,000.00				8,500,000.00				8,178,798.89	8,178,798.89			7,488,798.89	7,488,798.89		321,201.11			690,000.00
Other Machinery and Equipment	5060405099	29,000,000.00		29,000,000.00	29,000,000.00				29,000,000.00	11,848,000.00	8,000,000.00	5,038,000.00	2,000,000.00	26,888,000.00	8,850,000.00	12,398,200.00	4,989,800.00	26,238,000.00		2,114,000.00			648,000.00
Intangible Assets Outlay	5060600000	2,858,000.00		2,858,000.00	2,858,000.00				2,858,000.00	136,045.56	2,500,000.00	139,328.00	75,067.33	2,850,440.89	136,045.56	2,500,000.00	139,328.00	2,775,373.56		7,559.11			75,067.33
Computer Software	5060602000	2,858,000.00		2,858,000.00	2,858,000.00				2,858,000.00	136,045.56	2,500,000.00	139,328.00	75,067.33	2,850,440.89	136,045.56	2,500,000.00	139,328.00	2,775,373.56		7,559.11			75,067.33
Computer Software	5060602000	2,858,000.00		2,858,000.00	2,858,000.00				2,858,000.00	136,045.56	2,500,000.00	139,328.00	75,067.33	2,850,440.89	136,045.56	2,500,000.00	139,328.00	2,775,373.56		7,559.11			75,067.33
II. Automatic Appropriations																							
Retirement and Life Insurance Premiums	01104102	6,511,000.00	1,190,713.00	7,701,713.00	7,701,713.00				7,701,713.00	1,832,630.05	2,392,240.85	1,905,335.34	1,569,252.01	7,699,458.25	1,563,880.07	2,268,763.80	2,297,562.37	1,569,252.01	7,699,458.25		2,254.75		
Personnel Services		6,511,000.00	1,190,713.00	7,701,713.00	7,701,713.00				7,701,713.00	1,832,630.05	2,392,240.85	1,905,335.34	1,569,252.01	7,699,458.25	1,563,880.07	2,268,763.80	2,297,562.37	1,569,252.01	7,699,458.25		2,254.75		
Personnel Benefit Contributions	5010300000	6,511,000.00	1,190,713.00	7,701,713.00	7,701,713.00				7,701,713.00	1,832,630.05	2,392,240.85	1,905,335.34	1,569,252.01	7,699,458.25	1,563,880.07	2,268,763.80	2,297,562.37	1,569,252.01	7,699,458.25		2,254.75		
Retirement and Life Insurance Premiums	5010301000	6,511,000.00	1,190,713.00	7,701,713.00	7,701,713.00				7,701,713.00	1,832,630.05	2,392,240.85	1,905,335.34	1,569,252.01	7,699,458.25	1,563,880.07	2,268,763.80	2,297,562.37	1,569,252.01	7,699,458.25		2,254.75		
Retirement and Life Insurance Premiums	5010301000	6,511,000.00	1,190,713.00	7,701,713.00	7,701,713.00				7,701,713.00	1,832,630.05	2,392,240.85	1,905,335.34	1,569,252.01	7,699,458.25	1,563,880.07	2,268,763.80	2,297,562.37	1,569,252.01	7,699,458.25		2,254.75		
III. Special Purpose Fund																							
Miscellaneous Personnel Benefits Fund	01101406		19,081,815.00	19,081,815.00	19,081,815.00				19,081,815.00		6,766,627.00	5,000.00	12,310,188.00	19,081,815.00	6,766,627.00	5,000.00	12,293,291.29	19,064,918.29				16,896.71	
Personnel Services			19,081,815.00	19,081,815.00	19,081,815.00				19,081,815.00		6,766,627.00	5,000.00	12,310,188.00	19,081,815.00	6,766,627.00	5,000.00	12,293,291.29	19,064,918.29				16,896.71	
Other Compensation	5010200000		6,771,627.00	6,771,627.00	6,771,627.00				6,771,627.00		6,766,627.00	5,000.00		6,771,627.00	6,766,627.00	5,000.00		6,771,627.00					
Other Bonuses and Allowances	5010299000		6,771,627.00	6,771,627.00	6,771,627.00				6,771,627.00		6,766,627.00	5,000.00		6,771,627.00	6,766,627.00	5,000.00		6,771,627.00					
Performance Based Bonus - Civilian	5010299014		1,842,700.00	1,842,700.00	1,842,700.00				1,842,700.00		1,837,700.00	5,000.00		1,842,700.00	1,837,700.00	5,000.00		1,842,700.00					
Mid-Year Bonus - Civilian	5010299036		4,928,927.00	4,928,927.00	4,928,927.00				4,928,927.00		4,928,927.00			4,928,927.00	4,928,927.00			4,928,927.00					
Other Personnel Benefits	5010400000		12,310,188.00	12,310,188.00	12,310,188.00				12,310,188.00				12,310,188.00	12,310,188.00				12,293,291.29	12,293,291.29				16,896.71
Other Personnel Benefits	5010499000		12,310,188.00	12,310,188.00	12,310,188.00				12,310,188.00				12,310,188.00	12,310,188.00				12,293,291.29	12,293,291.29				16,896.71
Lump-sum for Compensation Adjustment	5010499006		4,999,000.00	4,999,000.00	4,999,000.00				4,999,000.00				4,999,000.00	4,999,000.00				4,999,000.00	4,999,000.00				
Lump-sum for Filing of Positions - Civilian	5010499007		7,311,188.00	7,311,188.00	7,311,188.00				7,311,188.00				7,311,188.00	7,311,18									


FULGENCIO, AIMEE
Agency Budget Officer


Date: 27/Jan/2017


RIVERA, CHERRY PEARL
Agency Chief Accountant

Date:


GASMENA, JEAN
Director, FMS

Date: 28/Jan/2017


DEL BARRIO, ARNEL
Head of Agency or Authorized Representative

Date: 28/Jan/2017

This report was generated using the Unified Reporting System

SUMMARY OF APPROPRIATIONS, ALLOTMENTS, OBLIGATIONS AND BALANCES BY OBJECT OF EXPENDITURES
As of the Quarter Ending December 31, 2016

Department: Department of Agriculture (DA)

Authorization: 02 - Continuing Appropriations

Agency: Philippine Carabao Center

Operating Unit: N/A


Organization Code (UACS): 050100000000

Fund Cluster: 01 - Regular Agency Fund

Particulars	UACS CODE	Appropriation			Allotments					Current Year Obligations					Current Year Disbursements					Balances				
		Authorized Appropriation	Adjustments (Transfer (To)/From, Realignment)	Adjusted Appropriations	Allotments Received	Adjustments (Withdrawal, Realignment)	Transfer To	Transfer From	Adjusted Total Allotments	1st Quarter Ending March 31	2nd Quarter Ending June 30	3rd Quarter Ending Sept. 30	4th Quarter Ending Dec. 31	Total	1st Quarter Ending March 31	2nd Quarter Ending June 30	3rd Quarter Ending Sept. 30	4th Quarter Ending Dec. 31	Total	Unreleased Appropriations	Unobligated Allotment	Unpaid Obligations (15-20) = (23+24)		
																						Due and Demandable	Not Yet Due and Demandable	
1	2	3	4	5=(3+4)	6	7	8	9	10=(6+(7)+8+9)	11	12	13	14	15=(11+12+13+14)	16	17	18	19	20=(16+17+18+19)	21=(5-10)	22=(10-15)	23	24	
I. Agency Specific Budget																								
Specific Budgets of National Government Agencies	01102101	12,922,950.45	(.00)	12,922,950.45	12,922,950.45	(.00)			12,922,950.45	2,947,332.05	340,182.38	2,793,001.20	5,348,932.46	11,429,448.09	2,773,903.26	216,498.79	3,057,731.20	3,375,764.84	9,423,898.09		1,493,502.36	1,945,555.00	59,995.00	
Maintenance and Other Operating Expenses		12,462,149.29	(.00)	12,462,149.29	12,462,149.29	(.00)			12,462,149.29	2,922,989.26	85,452.38	2,793,001.20	5,253,877.46	11,055,320.30	2,773,903.26	192,156.00	2,803,001.20	3,375,764.84	9,144,825.30		1,406,828.99	1,889,980.00	20,515.00	
Traveling Expenses	5020100000	2,051,595.48	(501,308.58)	1,550,286.90	2,051,595.48	(501,308.58)			1,550,286.90	158,811.54	31,344.00	174,000.00	1,128,000.11	1,532,156.05	195,216.94	31,344.00	174,000.00	632,400.11	1,032,961.05		18,130.85	495,600.00	3,595.00	
Traveling Expenses - Local	5020101000	1,200,943.76	(500,664.76)	700,279.00	1,200,943.76	(500,664.76)			700,279.00	101,909.00	4,370.00	174,000.00	420,000.00	700,279.00	98,314.00	4,370.00	174,000.00	420,000.00	696,684.00				3,595.00	
Traveling Expenses - Local	5020101000	1,200,943.76	(500,664.76)	700,279.00	1,200,943.76	(500,664.76)			700,279.00	101,909.00	4,370.00	174,000.00	420,000.00	700,279.00	98,314.00	4,370.00	174,000.00	420,000.00	696,684.00				3,595.00	
Traveling Expenses - Foreign	5020102000	850,651.72	(643.82)	850,007.90	850,651.72	(643.82)			850,007.90	96,902.94	26,974.00		708,000.11	831,877.05	96,902.94	26,974.00		212,400.11	336,277.05		18,130.85	495,600.00		
Traveling Expenses - Foreign	5020102000	850,651.72	(643.82)	850,007.90	850,651.72	(643.82)			850,007.90	96,902.94	26,974.00		708,000.11	831,877.05	96,902.94	26,974.00		212,400.11	336,277.05		18,130.85	495,600.00		
Training and Scholarship Expenses	5020200000	633,915.37	1,559,315.63	2,193,231.00	633,915.37	1,559,315.63			2,193,231.00	360,405.00	18,276.00	280,000.00	1,534,550.00	2,193,231.00	305,665.00	72,656.00	280,000.00	600,000.00	1,258,321.00			934,550.00	360.00	
Training Expenses	5020201000	633,915.37	1,559,315.63	2,193,231.00	633,915.37	1,559,315.63			2,193,231.00	360,405.00	18,276.00	280,000.00	1,534,550.00	2,193,231.00	305,665.00	72,656.00	280,000.00	600,000.00	1,258,321.00			934,550.00	360.00	
Training Expenses	5020201002	633,915.37	1,559,315.63	2,193,231.00	633,915.37	1,559,315.63			2,193,231.00	360,405.00	18,276.00	280,000.00	1,534,550.00	2,193,231.00	305,665.00	72,656.00	280,000.00	600,000.00	1,258,321.00			934,550.00	360.00	
Supplies and Materials Expenses	5020300000	2,114,735.56	1,413,127.12	3,527,862.68	2,114,735.56	1,413,127.12			3,527,862.68	567,993.43		2,323,001.20	390,030.00	3,281,024.63	503,742.43	64,191.00	2,323,001.20	330,030.00	3,220,964.63	(.00)	246,838.05	60,000.00	60.00	
Office Supplies Expenses	5020301000	265,157.41	(192,722.00)	72,435.41	265,157.41	(192,722.00)			72,435.41	22,267.98			50,030.00	72,297.98	22,267.98			50,030.00	72,297.98	(.00)	137.43			
Office Supplies Expenses	5020301002	265,157.41	(192,722.00)	72,435.41	265,157.41	(192,722.00)			72,435.41	22,267.98			50,030.00	72,297.98	22,267.98			50,030.00	72,297.98	(.00)	137.43			
Animal/Zoological Supplies Expenses	5020304000	784,334.50	(784,334.50)		784,334.50	(784,334.50)																		
Animal/Zoological Supplies Expenses	5020304000	784,334.50	(784,334.50)		784,334.50	(784,334.50)																		
Medical, Dental and Laboratory Supplies Expenses	5020308000	200,000.00	279,917.65	479,917.65	200,000.00	279,917.65			479,917.65	479,916.45		1.20		479,917.65	479,856.45		1.20		479,857.65				60.00	
Medical, Dental and Laboratory Supplies Expenses	5020308000	200,000.00	279,917.65	479,917.65	200,000.00	279,917.65			479,917.65	479,916.45		1.20		479,917.65	479,856.45		1.20		479,857.65				60.00	
Fuel, Oil and Lubricants Expenses	5020309000	705,663.65	11,036.97	716,700.62	705,663.65	11,036.97			716,700.62			190,000.00	280,000.00	470,000.00			190,000.00	280,000.00	470,000.00		246,700.62			
Fuel, Oil and Lubricants Expenses	5020309000	705,663.65	11,036.97	716,700.62	705,663.65	11,036.97			716,700.62			190,000.00	280,000.00	470,000.00			190,000.00	280,000.00	470,000.00		246,700.62			
Other Supplies and Materials Expenses	5020399000	159,580.00	2,099,229.00	2,258,809.00	159,580.00	2,099,229.00			2,258,809.00	65,809.00		2,133,000.00	60,000.00	2,258,809.00	1,618.00	64,191.00	2,133,000.00		2,198,809.00			60,000.00		
Other Supplies and Materials Expenses	5020399000	159,580.00	2,099,229.00	2,258,809.00	159,580.00	2,099,229.00			2,258,809.00	65,809.00		2,133,000.00	60,000.00	2,258,809.00	1,618.00	64,191.00	2,133,000.00		2,198,809.00			60,000.00		
Utility Expenses	5020400000	2,325,506.08	(387,460.89)	1,938,045.19	2,325,506.08	(387,460.89)			1,938,045.19	31,567.70			1,161,477.49	1,193,045.19	31,567.70			1,161,477.49	1,193,045.19		745,000.00			
Water Expenses	5020401000	159,658.85	(57,764.64)	101,894.21	159,658.85	(57,764.64)			101,894.21	1,894.21				1,894.21	1,894.21			1,894.21	100,000.00					
Water Expenses	5020401000	159,658.85	(57,764.64)	101,894.21	159,658.85	(57,764.64)			101,894.21	1,894.21				1,894.21	1,894.21			1,894.21	100,000.00					
Electricity Expenses	5020402000	2,165,847.23	(329,696.25)	1,836,150.98	2,165,847.23	(329,696.25)			1,836,150.98	29,673.49			1,161,477.49	1,191,150.98	29,673.49			1,161,477.49	1,191,150.98		645,000.00			
Electricity Expenses	5020402000	2,165,847.23	(329,696.25)	1,836,150.98	2,165,847.23	(329,696.25)			1,836,150.98	29,673.49			1,161,477.49	1,191,150.98	29,673.49			1,161,477.49	1,191,150.98		645,000.00			
Communication Expenses	5020500000	606,101.77	(218,649.69)	387,452.08	606,101.77	(218,649.69)			387,452.08	92,730.35	2,000.00	3,000.00	64,400.00	162,130.35	91,130.35	2,000.00	3,000.00	64,400.00	160,530.35		225,321.73		1,600.00	
Postage and Courier Services	5020501000	62,975.22	(43,870.22)	19,105.00	62,975.22	(43,870.22)			19,105.00	19,105.00				19,105.00	19,105.00			19,105.00	19,105.00					
Postage and Courier Services	5020501000	62,975.22	(43,870.22)	19,105.00	62,975.22	(43,870.22)			19,105.00	19,105.00				19,105.00	19,105.00			19,105.00	19,105.00					
Telephone Expenses	5020502000	458,573.52	(155,225.44)	303,348.08	458,573.52	(155,225.44)			303,348.08	48,626.35	2,000.00	3,000.00	64,400.00	118,026.35	48,626.35	2,000.00	3,000.00	64,400.00	118,026.35		185,321.73			
Mobile	5020502001	214,873.05	(6,061.22)	208,811.83	214,873.05	(6,061.22)			208,811.83	34,090.10	2,000.00	3,000.00	64,400.00	103,490.10	34,090.10	2,000.00	3,000.00	64,400.00	103,490.10		105,321.73			
Landline	5020502002	243,700.47	(149,164.22)	94,536.25	243,700.47	(149,164.22)			94,536.25	14,536.25				14,536.25				14,536.25	80,000.00					
Internet Subscription Expenses	5020503000	84,553.03	(19,554.03)	64,999.00	84,553.03	(19,554.03)			64,999.00	24,999.00				24,999.00	23,999.00			23,999.00	23,999.00		40,000.00		1,600.00	
Internet Subscription Expenses	5020503000	84,553.03	(19,554.03)	64,999.00	84,553.03	(19,554.03)			64,999.00	24,999.00				24,999.00	23,999.00			23,999.00	23,999.00		40,000.00		1,600.00	
Confidential, Intelligence and Extraordinary Expenses	5021000000	94,308.00		94,308.00	94,308.00				94,308.00			13,000.00	54,000.00	67,000.00				13,000.00	32,500.00	45,500.00		27,308.00	21,500.00	
Extraordinary and Miscellaneous Expenses	5021003000	94,308.00		94,308.00	94,308.00				94,308.00			13,000.00	54,000.00	67,000.00				13,000.00	32,500.00	45,500.00		27,308.00	21,500.00	
Extraordinary and Miscellaneous																								

Particulars	UACS CODE	Appropriation			Allotments					Current Year Obligations					Current Year Disbursements					Balances			
		Authorized Appropriation	Adjustments (Transfer To)/From, Realignment	Adjusted Appropriations	Allotments Received	Adjustments (Withdrawal, Realignment)	Transfer To	Transfer From	Adjusted Total Allotments	1st Quarter	2nd Quarter	3rd Quarter	4th Quarter	Total	1st Quarter	2nd Quarter	3rd Quarter	4th Quarter	Total	Unreleased Appropriations	Unobligated Allotment	Unpaid Obligations (15-20) + (23+24)	
										Ending March 31	Ending June 30	Ending Sept. 30	Ending Dec. 31	15=(11+12+13+14)	Ending March 31	Ending June 30	Ending Sept. 30	Ending Dec. 31	20=(16+17+18+19)			23	24
1	2	3	4	5=(3+4)	6	7	8	9	10=(6+7+8+9)	11	12	13	14	15=(11+12+13+14)	16	17	18	19	20=(16+17+18+19)	21=(5-10)	22=(10-15)	23	24
Expenses	5021003000	94,308.00		94,308.00	94,308.00				94,308.00					67,000.00					45,500.00			21,500.00	14,900.00
Professional Services	5021100000	1,243,982.58	481,689.42	1,725,672.00	1,243,982.58	481,689.42			1,725,672.00	1,330,956.00			394,716.00	1,725,672.00	1,306,056.00		10,000.00	32,500.00	1,406,806.00			303,966.00	14,900.00
Legal Services	5021101000	2,200.00	(1,900.00)	300.00	2,200.00	(1,900.00)			300.00	300.00				300.00	300.00			300.00					
Legal Services	5021101000	2,200.00	(1,900.00)	300.00	2,200.00	(1,900.00)			300.00	300.00				300.00	300.00			300.00					
Consultancy Services	5021103000	307,424.58	(307,424.58)		307,424.58	(307,424.58)																	
Consultancy Services	5021103002	307,424.58	(307,424.58)		307,424.58	(307,424.58)																	
Other Professional Services	5021199000	934,358.00	791,014.00	1,725,372.00	934,358.00	791,014.00			1,725,372.00	1,330,656.00			394,716.00	1,725,372.00	1,305,756.00		10,000.00	90,750.00	1,406,506.00			303,966.00	14,900.00
Other Professional Services	5021199000	934,358.00	791,014.00	1,725,372.00	934,358.00	791,014.00			1,725,372.00	1,330,656.00			394,716.00	1,725,372.00	1,305,756.00		10,000.00	90,750.00	1,406,506.00			303,966.00	14,900.00
General Services	5021200000	13,780.00	20,557.38	34,337.38	13,780.00	20,557.38			34,337.38	27,337.38			7,000.00	34,337.38	27,337.38			7,000.00					
Other General Services	5021299000	13,780.00	20,557.38	34,337.38	13,780.00	20,557.38			34,337.38	27,337.38			7,000.00	34,337.38	27,337.38			7,000.00					
Other General Services	5021299099	13,780.00	20,557.38	34,337.38	13,780.00	20,557.38			34,337.38	27,337.38			7,000.00	34,337.38	27,337.38			7,000.00					
Repairs and Maintenance	5021300000	2,282,656.00	(2,052,326.14)	230,329.86	2,282,656.00	(2,052,326.14)			230,329.86				150,553.86	150,553.86				76,189.86		(.00)	79,776.00	74,364.00	
Repairs and Maintenance - Buildings and Other Structures	5021304000	874,000.00	(874,000.00)		874,000.00	(874,000.00)																	
Other Structures	5021304099	874,000.00	(874,000.00)		874,000.00	(874,000.00)																	
Repairs and Maintenance - Machinery and Equipment	5021305000	836,008.00	(732,107.00)	103,901.00	836,008.00	(732,107.00)			103,901.00				24,125.00	24,125.00							79,776.00	24,125.00	
Office Equipment	5021305002	178,469.00	(74,568.00)	103,901.00	178,469.00	(74,568.00)			103,901.00				24,125.00	24,125.00							79,776.00	24,125.00	
Technical and Scientific Equipment	5021305014	657,539.00	(657,539.00)		657,539.00	(657,539.00)																	
Repairs and Maintenance - Transportation Equipment	5021306000	572,648.00	(446,219.14)	126,428.86	572,648.00	(446,219.14)			126,428.86				126,428.86	126,428.86				76,189.86		(.00)		50,239.00	
Motor Vehicles	5021306001	572,648.00	(446,219.14)	126,428.86	572,648.00	(446,219.14)			126,428.86				126,428.86	126,428.86				76,189.86		(.00)		50,239.00	
Labor and Wages	5021600000	72,490.91	(72,490.91)		72,490.91	(72,490.91)																	
Labor and Wages	5021601000	72,490.91	(72,490.91)		72,490.91	(72,490.91)																	
Labor and Wages	5021601000	72,490.91	(72,490.91)		72,490.91	(72,490.91)																	
Other Maintenance and Operating Expenses	5029900000	1,023,077.54	(242,453.34)	780,624.20	1,023,077.54	(242,453.34)			780,624.20	313,167.46	33,832.38		369,150.00	716,169.84	313,167.46	21,965.00		381,017.38	716,169.84			64,454.36	
Advertising Expenses	5029901000	173,376.00	(65,936.90)	107,439.10	173,376.00	(65,936.90)			107,439.10	97,376.00	10,000.00			107,376.00	97,376.00	10,000.00						63.10	
Advertising Expenses	5029901000	173,376.00	(65,936.90)	107,439.10	173,376.00	(65,936.90)			107,439.10	97,376.00	10,000.00			107,376.00	97,376.00	10,000.00						63.10	
Printing and Publication Expenses	5029902000	446,836.71	(65,692.79)	381,143.92	446,836.71	(65,692.79)			381,143.92	4,752.66			312,000.00	316,752.66	4,752.66			312,000.00	316,752.66			64,391.26	
Printing and Publication Expenses	5029902000	446,836.71	(65,692.79)	381,143.92	446,836.71	(65,692.79)			381,143.92	4,752.66			312,000.00	316,752.66	4,752.66			312,000.00	316,752.66			64,391.26	
Representation Expenses	5029903000	75,000.00	58,990.00	133,990.00	75,000.00	58,990.00			133,990.00	64,875.00	11,965.00		57,150.00	133,990.00	64,875.00	11,965.00		57,150.00	133,990.00				
Representation Expenses	5029903000	75,000.00	58,990.00	133,990.00	75,000.00	58,990.00			133,990.00	64,875.00	11,965.00		57,150.00	133,990.00	64,875.00	11,965.00		57,150.00	133,990.00				
Transportation and Delivery Expenses	5029904000	15,000.00	103,400.16	118,400.16	15,000.00	103,400.16			118,400.16	118,400.16				118,400.16	118,400.16								
Transportation and Delivery Expenses	5029904000	15,000.00	103,400.16	118,400.16	15,000.00	103,400.16			118,400.16	118,400.16				118,400.16	118,400.16								
Rent/Lease Expenses	5029905000	161,514.88	(141,151.24)	20,363.64	161,514.88	(141,151.24)			20,363.64	20,363.64				20,363.64	20,363.64								
Rent - Building and Structures	5029905001	161,514.88	(141,151.24)	20,363.64	161,514.88	(141,151.24)			20,363.64	20,363.64				20,363.64	20,363.64								
Subscription Expenses	5029907000	151,349.95	(132,062.57)	19,287.38	151,349.95	(132,062.57)			19,287.38	7,420.00	11,867.38			19,287.38	7,420.00			11,867.38	19,287.38				
Other Subscription Expenses	5029907099	151,349.95	(132,062.57)	19,287.38	151,349.95	(132,062.57)			19,287.38	7,420.00	11,867.38			19,287.38	7,420.00			11,867.38	19,287.38				
Capital Outlays		460,801.16		460,801.16	460,801.16				460,801.16	24,342.79	254,730.00		95,055.00	374,127.79		24,342.79	254,730.00		279,072.79		86,673.37	55,575.00	39,480.00
Property, Plant and Equipment Outlay	5060400000	460,801.16		460,801.16	460,801.16				460,801.16	24,342.79	254,730.00		95,055.00	374,127.79		24,342.79	254,730.00		279,072.79		86,673.37	55,575.00	39,480.00
Machinery and Equipment Outlay	5060405000	460,801.16		460,801.16	460,801.16				460,801.16	24,342.79	254,730.00		95,055.00	374,127.79		24,342.79	254,730.00		279,072.79		86,673.37	55,575.00	39,480.00
Office Equipment	5060405002	214,020.00		214,020.00	214,020.00				214,020.00		144,730.00		55,575.00	200,305.00			144,730.00		144,730.00		13,715.00	55,575.00	
Technical and Scientific Equipment	5060405014	116,781.16		116,781.16	116,781.16				116,781.16	24,342.79			39,480.00	63,822.79		24,342.79			24,342.79		52,958.37		39,480.00
Other Machinery and Equipment	5060405099	130,000.00		130,000.00	130,000.00				130,000.00		110,000.00			110,000.00			110,000.00		110,000.00		20,000.00		
GRAND TOTAL																							
Grand Total		12,922,950.45		12,922,950.45	12,922,950.45				12,922,950.45	2,947,332.05	340,182.38	2,793,001.20	5,348,932.46	11,429,448.09	2,773,903.26	216,498.79	3,057,731.20	3,375,764.84	9,423,898.09		1,493,502.36	1,945,555.00	59,995.00

Certified Correct:


FULGENCIO, AIMEE

Certified Correct:


RIVERA, CHERRY PEARL

Recommended By:


GASMENA, JEAN

Approved By:


DEL BARRIO, ARNEL

Agency Budget Officer

Agency Chief Accountant

Director, FMS

Head of Agency or Authorized
Representative

Date: 26/Jan/2017

Date:

Date: 28/Jan/2017

Date: 28/Jan/2017

This report was generated using the Unified Reporting System

LIST OF ALLOTMENTS AND SUB-ALLOTMENTS
As of the Quarter Ending December 31, 2016

Department: Department of Agriculture (DA)
Agency: Philippine Carabao Center
Operating Unit: N/A
Organization Code (UACS): 050100000000
Fund Cluster: 01 - Regular Agency Fund

Authorization: 01 - Current Year Appropriations

No.	Allotments / Sub-Allotments		Funding Source		Allotments					Sub-Allotment to Regions/Operating Units					Total Allotments / Net of Sub-allotments				
	Number	Date	Description	UACS Code	PS	MOOE	CO	FINEX	Total	PS	MOOE	CO	FINEX	Total	PS	MOOE	CO	FINEX	Total
1	2	3	4	5	6	7	8	9	10=(6+7+8+9)	11	12	13	14	15=(11+12+13+14)	16	17	18	19	20=(16+17+18+19)
A. Allotments Received From DBM																			
1	SARO-BMB-E-16-000858	2016-02-16	Specific Budgets of National Government Agencies	01101101	1,621,224.00				1,621,224.00						1,621,224.00				1,621,224.00
2	SARO-BMB-E-16-0001212	2016-03-02	Miscellaneous Personnel Benefits Fund	01101406	4,999,000.00				4,999,000.00						4,999,000.00				4,999,000.00
3	SARO-BMB-E-16-0001221	2016-03-02	Retirement and Life Insurance Premiums	01104102	552,000.00				552,000.00						552,000.00				552,000.00
4	SARO-BMB-E-16-0014732	2016-05-12	Miscellaneous Personnel Benefits Fund	01101406	4,928,927.00				4,928,927.00						4,928,927.00				4,928,927.00
5	SARO-BMB-E-16-0018401	2016-06-09	Miscellaneous Personnel Benefits Fund	01101406	1,842,700.00				1,842,700.00						1,842,700.00				1,842,700.00
6	SARO-BMB-E-16-0032885	2016-11-22	Miscellaneous Personnel Benefits Fund	01101406	7,311,188.00				7,311,188.00						7,311,188.00				7,311,188.00
7	SARO-BMB-E-16-0032886	2016-11-22	Retirement and Life Insurance Premiums	01104102	638,713.00				638,713.00						638,713.00				638,713.00
8	SARO-BMB-E-16-0036126	2016-12-19	Specific Budgets of National Government Agencies	01101101	4,850,000.00	(4,850,000.00)									4,850,000.00	(4,850,000.00)			
Sub-total					26,743,752.00	(4,850,000.00)			21,893,752.00						26,743,752.00	(4,850,000.00)			21,893,752.00
B. Sub-allotments received from Central Office/Regional Office																			
Total Allotments					26,743,752.00	(4,850,000.00)			21,893,752.00						26,743,752.00	(4,850,000.00)			21,893,752.00
Summary by Funding Source Code:																			
			Miscellaneous Personnel Benefits Fund	01101406	19,081,815.00				19,081,815.00						19,081,815.00				19,081,815.00
			Specific Budgets of National Government Agencies	01101101	6,471,224.00	(4,850,000.00)			1,621,224.00						6,471,224.00	(4,850,000.00)			1,621,224.00
			Retirement and Life Insurance Premiums	01104102	1,190,713.00				1,190,713.00						1,190,713.00				1,190,713.00

Certified Correct:



FULGENCIO, AIMEE

Budget Officer

Date: 24/Jan/2017

This report was generated using the Unified Reporting System

**SUMMARY OF APPROPRIATIONS, ALLOTMENTS, OBLIGATIONS, DISBURSEMENTS AND BALANCES BY OBJECT OF EXPENDITURES
As of the Quarter Ending September 30, 2016**

Department : Department of Agriculture
 Agency : Philippine Carabao Center
 Operating Unit :
 Organizational Code (UACS) : 05010000000
 Funding Source Code : 01101101

x	Current Year Appropriations
	Supplemental Appropriations
	Continuing Appropriations

Particulars	UACS Code	Appropriations			Allotments			Current Year Obligations				TOTAL	Current Year Disbursements				TOTAL	Balances						
		Authorized Appropriation	Adjustments (Transfer, To/From, Realignment)	Adjusted Appropriations	Allotments Received	Adjustments (Withdrawal, Realignment/ Augmentation)	Transfer to	Transfer From	Adjusted Total Allotments	1st Quarter Ending March 31	2nd Quarter Ending June 30		3rd Quarter Ending September 30	4th Quarter Ending December 31	1st Quarter Ending March 31	2nd Quarter Ending June 30		3rd Quarter Ending September 30	4th Quarter Ending December 31	Unreleased Appropriation	Unobligated Allotments	Unpaid Obligations (15-20)-(23+24)		
1	2	3	4	5	6	7	8	9	10	11	12	13	14	15	16	17	18	19	20	21	22	23	24	
SUMMARY																								
A. AGENCY SPECIFIC BUDGET	01101101																							
Personnel Services	50100000	72,871,000.00	-	72,871,000.00	71,262,224.00	-	-	-	71,262,224.00	19,899,691.65	22,682,464.17	18,330,591.14	-	60,912,746.96	19,863,437.35	18,857,601.76	22,169,256.99	-	60,890,296.10	1,608,776.00	10,349,477.04	-	22,458.86	
Salaries and Wages	50101000																							
Salaries and Wages - Regular	50101010																							
Basic Salary - Civilian	50101010 01	54,263,000.00	(202,400.00)	54,060,600.00	54,263,000.00	(202,400.00)			54,060,600.00	15,359,620.22	20,041,636.72	15,877,794.50		51,279,051.44	15,355,453.42	16,648,886.81	19,260,623.99		51,264,964.22	-	2,781,548.56	-	14,087.22	
Other Compensation	50102000																							
Personnel Economic Relief Allowance (PERA)-Civilian	50102010 01	4,344,000.00	(88,075.00)	4,255,925.00	4,344,000.00	(88,075.00)			4,255,925.00	1,118,272.72	1,460,090.95	1,153,363.64		3,731,727.31	1,118,272.72	1,196,090.95	1,414,000.00		3,728,363.67	-	524,197.69	-	3,363.64	
Representation Allowance (RA)	50102020 00	1,134,000.00	116,500.00	1,250,500.00	1,134,000.00	116,500.00			1,250,500.00	364,875.00	426,500.00	412,125.00		1,203,500.00	364,875.00	358,000.00	480,625.00		1,203,500.00	-	47,000.00	-		
Transportation Allowance (TA)	50102030 01	1,134,000.00	116,500.00	1,250,500.00	1,134,000.00	116,500.00			1,250,500.00	312,375.00	374,000.00	359,625.00		1,046,000.00	312,375.00	305,500.00	428,125.00		1,046,000.00	-	204,500.00	-		
Clothing/Uniform Allowance - Civilian	50102040 01	905,000.00	25,000.00	930,000.00	905,000.00	25,000.00			930,000.00	855,000.00	10,000.00	65,000.00		930,000.00	855,000.00	10,000.00	60,000.00		925,000.00	-	-	-	5,000.00	
Laundry Allowance - RA8439	50102060 03	35,000.00		35,000.00	35,000.00				35,000.00												-	35,000.00	-	
Hazard Pay - RA8440	50102110 04	283,000.00		283,000.00	283,000.00				283,000.00												-	283,000.00	-	
Year End Bonus - Civilian	50102140 01	4,520,000.00		4,520,000.00	4,520,000.00				4,520,000.00		9,899.00	179,983.00		189,882.00		9,899.00	179,983.00		189,882.00	-	4,330,118.00	-		
Cash Gift - Civilian	50102150 01	905,000.00		905,000.00	905,000.00				905,000.00												-	905,000.00	-	
Honoraria-Civilian	50102100 01																				-		-	
Other Bonuses and Allowances	50102990 00																							
Collective Negotiation Agreement Incentive - Civilian	50102990 11																							
Productivity Enhancement Incentive - Civilian	50102990 12	905,000.00		905,000.00	905,000.00				905,000.00												-	905,000.00	-	
Personnel Benefit Contributions	50103000 00																							
Retirement and Life Insurance Premiums	50103010 00																							
Pag-IBIG - Civilian	50103020 01	218,000.00		218,000.00	218,000.00				218,000.00	55,600.00	73,500.00	57,400.00		186,500.00	49,600.00	85,900.00	71,000.00		186,500.00	-	31,500.00	-		
PhilHealth - Civilian	50103030 01	508,000.00	32,475.00	540,475.00	508,000.00	32,475.00			540,475.00	156,925.00	213,737.50	167,900.00		538,562.50	137,137.50	196,625.00	204,800.00		538,562.50	-	1,912.50	-		
EICIP-Civilian	50103040 01	218,000.00		218,000.00	218,000.00				218,000.00	55,800.00	73,100.00	57,400.00		186,300.00	49,500.00	66,700.00	70,100.00		186,300.00	-	31,700.00	-		
Other Personnel Benefits	50104000 00																							
Pension Benefits-Civilian	50104010 01																							
Retirement Gratuity - Civilian	50104020 01																							
Terminal Leave Benefits - Civilian	50104030 01	3,230,000.00		3,230,000.00	1,621,224.00				1,621,224.00	1,621,223.71				1,621,223.71	1,621,223.71				1,621,223.71	1,608,776.00	0.29			
Step Increments - Length of Service	50104990 10	136,000.00		136,000.00	136,000.00				136,000.00												-	136,000.00	-	
Step Increments - Meritorious Performance	50104990 11	133,000.00		133,000.00	133,000.00				133,000.00												-	133,000.00	-	
Other Personnel Benefits (Loyalty)	50104990 99																				-		-	
Maintenance and Other Operating Expenses	50200000 00	308,380,000.00	0.00	308,380,000.00	308,380,000.00	0.00			308,380,000.00	88,610,137.30	74,018,295.38	58,804,949.66		221,433,382.34	70,252,498.01	56,189,612.01	76,272,195.70		202,714,305.72	-	86,946,617.66	-	18,719,076.62	
Traveling Expenses	50201000 00																							
Traveling Expenses - Local	50201010 00	13,854,000.00	2,292,550.55	16,146,550.55	13,854,000.00	2,292,550.55			16,146,550.55	6,099,764.50	4,172,941.63	3,650,943.13		13,923,649.26	5,370,051.50	4,711,331.27	3,755,789.73		13,837,172.50	-	2,222,901.29	-	86,476.76	
Traveling Expenses - Foreign	50201020 00	2,087,000.00		2,087,000.00	2,087,000.00				2,087,000.00		9,178.58			9,178.58		9,178.58				9,178.58	-	2,077,821.42	-	
Training and Scholarship Expenses	50202000 00																							
Training Expenses	50202010 00	16,698,000.00	2,510,379.55	19,208,379.55	16,698,000.00	2,510,379.55			19,208,379.55	6,413,409.43	3,500,315.00	5,308,574.95		15,222,299.38	5,925,682.28	2,518,402.00	6,187,535.10		14,631,619.38	-	3,986,080.17	-	590,680.00	
ICT Training Expenses	50202010 01	300,000.00		300,000.00	300,000.00				300,000.00												-	300,000.00	-	
Scholarship Expenses	50202020 00	515,000.00		515,000.00	515,000.00				515,000.00												-	515,000.00	-	
Supplies and Materials Expenses	50203000 00																							
Office Supplies Expenses	50203010 00	9,419,000.00	(2,495,370.77)	6,923,629.23	9,419,000.00	(2,495,370.77)			6,923,629.23	2,061,293.81	1,781,143.08	1,630,622.53		5,473,059.42	1,647,919.81	1,514,300.52	1,352,075.69		4,514,296.02	-	1,450,569.81	-	958,763.40	
ICT Office Supplies	50203010 01	850,000.00		850,000.00	850,000.00				850,000.00												-	850,000.00	-	
Animal/Zoological Supplies Expenses	50203040 00	58,821,000.00	(9,930,912.55)	48,890,087.45	58,821,000.00	(9,930,912.55)			48,890,087.45	10,650,975.00	15,035,012.20	7,147,805.00		32,833,792.20	6,800,830.00	6,600,829.50	15,035,173.12		28,436,832.62	-	16,056,295.25	-	4,396,959.58	
Drugs and Medicines Expenses	50203070 00																							
Medical, Dental and Laboratory Supplies Expenses	50203080 00	19,567,000.00	4,678,352.03	24,245,352.03	19,567,000.00	4,678,352.03			24,245,352.03	6,468,975.08	12,579,404.29	4,352,735.51		23,401,114.88	2,945,460.48	4,355,644.16	10,427,434.71		17,728,539.35	-	844,237.15	-	5,672,575.53	
Fuel, Oil and Lubricants Expenses	50203090 00	21,166,000.00		21,166,000.00	21,166,000.00				21,166,000.00	5,795,305.42	3,575,589.08	3,843,287.81		13,214,182.31	5,064,305.42	4,216,589.08	3,843,287.81		13,124,182.31	-	7,951,817.69	-	90,000.00	
Agricultural and Marine Supplies Expenses	50203100 00	8,755,000.00	(4,000,000.00)	4,755,000.00	8,755,000.00	(4,000,000.00)			4,755,000.00	1,938,470.00	979,550.00	885,750.00		3,803,770.00	1,651,470.00	1,266,550.00	885,750.00		3,803,770.00	-	951,230.00	-		
Other Supplies and Materials Expenses	50203990 00	7,457,000.00	1,051,399.92	8,508,399.92	7,457,000.00	1,051,399.92			8,508,399.92	3,128,513.20	2,247,797.38	2,419,570.94		7,795,881.52	2,725,513.20	2,088,450.18	2,402,383.07		7,216,346.45	-				

SUMMARY OF APPROPRIATIONS, ALLOTMENTS, OBLIGATIONS, DISBURSEMENTS AND BALANCES BY OBJECT OF EXPENDITURES
As of the Quarter Ending September 30, 2016

Department : Department of Agriculture
 Agency : Philippine Carabao Center
 Operating Unit :
 Organizational Code (UACS) : 05010000000
 Funding Source Code : 01101101

x	Current Year Appropriations
	Supplemental Appropriations
	Continuing Appropriations

Particulars	UACS Code	Appropriations			Allotments			Current Year Obligations				TOTAL	Current Year Disbursements				TOTAL	Balances					
		Authorized Appropriation	Adjustments (Transfer, To/From, Realignment)	Adjusted Appropriations	Allotments Received	Adjustments (Withdrawal, Realignment/ Augmentation)	Transfer to	Transfer From	Adjusted Total Allotments	1st Quarter Ending March 31	2nd Quarter Ending June 30		3rd Quarter Ending September 30	4th Quarter Ending December 31	1st Quarter Ending March 31	2nd Quarter Ending June 30		3rd Quarter Ending September 30	4th Quarter Ending December 31	Unreleased Appropriation	Unobligated Allotments	Unpaid Obligations (15-20)=(23+24)	
1	2	3	4	5	6	7	8	9	10	11	12	13	14	15	16	17	18	19	20	21	22	23	24
Other MOOE	50299990 99	2,046,000.00	(590,207.86)	1,455,792.14	2,046,000.00	(590,207.86)			1,455,792.14	263,584.43	143,853.56	217,737.04		625,175.03	263,584.43	83,975.73	276,435.72		623,995.88		830,617.11		1,179.15
Financial Expenses	50300000 00																						
Financial Expenses	50301000 00																						
Bank Charges	50301040 00																						
Other Financial Charges	50301990 00																						
Capital Outlays		89,421,000.00		89,421,000.00	89,421,000.00				89,421,000.00	11,984,045.56	42,279,331.38	19,896,428.34		74,159,805.28	136,045.56	40,549,697.38	24,587,179.80		65,272,922.74		15,261,194.72		8,886,882.54
Buildings and Other Structures Outlay	50604040 00																						
Other Structures	50604040 99	45,542,000.00		45,542,000.00	45,542,000.00				45,542,000.00		31,035,191.38	14,306,683.01		45,341,874.39		31,035,191.38	9,683,179.80		40,718,371.18		200,125.61		4,623,503.21
Infrastructure Outlay	50604030 00																						
Communication Network	50604030 06	500,000.00		500,000.00	500,000.00				500,000.00			412,417.33		412,417.33							87,582.67		412,417.33
Machinery and Equipment Outlay	50604050 00																						
ICT Equipment	50604050 03	3,021,000.00		3,021,000.00	3,021,000.00				3,021,000.00		744,140.00			744,140.00		664,506.00	5,800.00		670,306.00		2,276,860.00		73,834.00
Technical and Scientific Equipment	50604050 14	8,500,000.00		8,500,000.00	8,500,000.00				8,500,000.00												8,500,000.00		
Other Machinery and Equipment	50604050 99	29,000,000.00		29,000,000.00	29,000,000.00				29,000,000.00	11,848,000.00	8,000,000.00	5,038,000.00		24,886,000.00		8,850,000.00	12,398,200.00		21,248,200.00		4,114,000.00		3,637,800.00
Furniture, Fixtures and Books Outlay	50604070 00																						
Furniture and Fixtures	50604070 01																						
Intangible Assets Outlay	50606000 00																						
Computer Software	50606020 00	2,858,000.00		2,858,000.00	2,858,000.00				2,858,000.00	136,045.56	2,500,000.00	139,328.00		2,775,373.56	136,045.56		2,500,000.00		2,636,045.56		82,626.44		139,328.00
B. AUTOMATIC APPROPRIATIONS		7,063,000.00		7,063,000.00	7,063,000.00				7,063,000.00	1,832,630.05	2,392,240.85	1,905,335.34		6,130,206.24	1,563,880.07	2,268,763.80	2,297,562.37		6,130,206.24		932,793.76		
Retirement and Life Insurance Premium	50103010 00	6,511,000.00		6,511,000.00	6,511,000.00				6,511,000.00	1,832,630.05	2,392,240.85	1,905,335.34		6,130,206.24	1,563,880.07	2,268,763.80	2,297,562.37		6,130,206.24		380,793.76		
Retirement and Life Insurance Premium (SARCO)	50215010 01																						
Retirement and Life Insurance Premium (SARCO)	50103010 00	552,000.00		552,000.00	552,000.00				552,000.00												552,000.00		
C. SPECIAL PURPOSE FUND		11,770,627.00		11,770,627.00	11,770,627.00				11,770,627.00		6,946,610.00	(174,983.00)		6,771,627.00		6,946,610.00	(174,983.00)		6,771,627.00		4,999,000.00		
MPBF																							
Personnel Services	50100000 00	4,999,000.00		4,999,000.00	4,999,000.00				4,999,000.00												4,999,000.00		
Mid Year Bonus	50102990 36	4,928,927.00		4,928,927.00	4,928,927.00				4,928,927.00		5,108,910.00	(179,983.00)		4,928,927.00		5,108,910.00	(179,983.00)		4,928,927.00				
Performance Based Bonus - Civilian	50102990 14	1,842,700.00		1,842,700.00	1,842,700.00				1,842,700.00		1,837,700.00	5,000.00		1,842,700.00		1,837,700.00	5,000.00		1,842,700.00				
GRAND TOTAL		489,505,627.00	0.00	489,505,627.00	487,896,851.00	0.00			487,896,851.00	122,326,504.56	148,318,941.78	98,762,321.48		369,407,767.82	91,815,860.90	124,812,284.95	125,151,211.86		341,779,357.80	1,698,776.00	118,489,983.18		27,828,410.82

Certified Correct:

 AIMEE T. FULGENCIO
 Budget Officer

Certified Correct:

 CHERRY PEARL C. RIVERA
 Accountant

Recommending Approval:

 JEAN S. GASMENA
 Chief, Administrative & Finance Division

Approved by:

 ARNEL N. DEL BARRIO
 Acting Executive Director

SUMMARY OF APPROPRIATIONS, ALLOTMENTS, OBLIGATIONS, DISBURSEMENTS AND BALANCES BY OBJECT OF EXPENDITURES
As of the Quarter Ending September 30, 2016

Department : Department of Agriculture
 Agency : Philippine Carabao Center
 Operating Unit :
 Organizational Code (UACS) : 050100000000
 Funding Source Code : 01102101

	Current Year Appropriations
	Supplemental Appropriations
x	Continuing Appropriations

Particulars	UACS Code	Appropriations			Allotments					Current Year Obligations				TOTAL	Current Year Disbursements				TOTAL	Balances			
		Authorized Appropriation	Adjustments (Transfer, To/From, Realignment)	Adjusted Appropriations	Allotments Received	Adjustments (Withdrawal, Realignment/ Augmentation)	Transfer to	Transfer From	Adjusted Total Allotments	1st Quarter Ending March 31	2nd Quarter Ending June 30	3rd Quarter Ending September 30	4th Quarter Ending December 31		1st Quarter Ending March 31	2nd Quarter Ending June 30	3rd Quarter Ending September 30	4th Quarter Ending December 31		Unreleased Appropriation	Unobligated Allotments	Unpaid Obligations (15-20)=(23+24)	
1	2	3	4	5	6	7	8	9	10	11	12	13	14	15	16	17	18	19	20	21	22	23	24
SUMMARY																							
A. AGENCY SPECIFIC BUDGET																							
Personnel Services	50100000 00	-	-	-	-	-	-	-	-	-	-	-	-	-	-	-	-	-	-	-	-	-	-
Maintenance and Other Operating Expenses	50200000 00	12,462,149.29	(0.00)	12,462,149.29	12,462,149.29	(0.00)	-	-	12,462,149.29	2,922,989.26	85,452.38	2,793,001.20	-	5,801,442.84	2,773,903.26	192,156.00	2,803,001.20	-	5,769,060.46	-	6,660,706.45	11,867.38	20,515.00
Traveling Expenses	50201000 00																						
Traveling Expenses - Local	50201010 00	1,200,943.76	(91,166.38)	1,109,777.38	1,200,943.76	(91,166.38)			1,109,777.38	101,909.00	4,370.00	174,000.00		280,279.00	98,314.00	4,370.00	174,000.00		276,684.00	-	829,498.38		3,595.00
Traveling Expenses - Foreign	50201020 00	850,651.72		850,651.72	850,651.72				850,651.72	96,902.94	26,974.00			123,876.94	96,902.94	26,974.00			123,876.94	-	726,174.78		
Training and Scholarship Expenses	50202000 00																						
Training Expenses	50202010 00	633,915.37	42,765.63	676,681.00	633,915.37	42,765.63			676,681.00	360,405.00	18,276.00	280,000.00		658,681.00	305,665.00	72,656.00	280,000.00		658,321.00	-	18,000.00		360.00
Supplies and Materials Expenses	50203000 00																						
Office Supplies Expenses	50203010 00	265,157.41	(183,716.65)	81,440.76	265,157.41	(183,716.65)			81,440.76	22,267.98				22,267.98	22,267.98				22,267.98	-	59,172.78		
Animal/Zoological Supplies Expenses	50203040 00	784,334.50	(784,334.50)	-	784,334.50	(784,334.50)			-					-					-		-		
Medical, Dental and Laboratory Supplies Expenses	50203080 00	200,000.00	279,917.65	479,917.65	200,000.00	279,917.65			479,917.65	479,916.45		1.20		479,917.65	479,956.45		1.20		479,957.65	-			60.00
Fuel, Oil and Lubricants Expenses	50203090 00	705,663.65	38,534.51	744,198.16	705,663.65	38,534.51			744,198.16			190,000.00		190,000.00			190,000.00		190,000.00	-	554,198.16		
Other Supplies and Materials Expenses	50203990 00	159,580.00	2,065,655.30	2,225,235.30	159,580.00	2,065,655.30			2,225,235.30	65,809.00		2,133,000.00		2,198,809.00	1,618.00	64,191.00	2,133,000.00		2,198,809.00	-	26,426.30		
Utility Expenses	50204000 00																						
Water Expenses	50204010 00	159,658.85		159,658.85	159,658.85				159,658.85	1,894.21				1,894.21	1,894.21				1,894.21	-	157,764.64		
Electricity Expenses	50204020 00	2,165,847.23		2,165,847.23	2,165,847.23				2,165,847.23	29,673.49				29,673.49	29,673.49				29,673.49	-			
Communication Expenses	50205000 00																						
Postage and Courier Services	50205010 00	62,975.22		62,975.22	62,975.22				62,975.22	19,105.00				19,105.00	19,105.00				19,105.00	-			43,870.22
Telephone Expenses	50205020 00																						
Mobile	50205020 01	214,873.05	(2,373.10)	212,246.15	214,873.05	(2,373.10)			212,246.15	34,090.10	2,000.00	3,000.00		39,090.10	34,090.10	2,000.00	3,000.00		39,090.10	-	178,156.05		
Landline	50205020 02	243,700.47	(2,373.10)	241,327.37	243,700.47	(2,373.10)			241,327.37	14,536.25				14,536.25	14,536.25				14,536.25	-	226,791.12		
Internet expenses	50205030 00	84,553.03		84,553.03	84,553.03				84,553.03	24,999.00				24,999.00	23,399.00				23,399.00	-	59,554.03		1,600.00
Awards/Rewards and Prizes	50206000 00																						
Awards/Rewards Expenses	50206010 01																						
Confidential, Intelligence and Extraordinary Expenses	50210000 00																						
Extraordinary and Miscellaneous Expenses	50210030 00	94,308.00		94,308.00	94,308.00				94,308.00			13,000.00		13,000.00			13,000.00		13,000.00	-	81,308.00		
Professional Services	50211000 00																						
Legal Services	50211010 00	2,200.00		2,200.00	2,200.00				2,200.00	300.00				300.00	300.00				300.00	-	1,900.00		
Consultancy Services	50211030 00	307,424.58	(307,424.58)	-	307,424.58	(307,424.58)			-					-					-		-		
Other Professional Services	50211990 00	934,358.00	525,356.00	1,459,714.00	934,358.00	525,356.00			1,459,714.00	1,330,656.00				1,330,656.00	1,305,756.00		10,000.00		1,315,756.00	-	129,058.00		14,900.00
General Services	50212000 00																						
Janitorial Services	50212020 00																						
Security Services	50212030 00																						
Other General Services	50212990 00	13,780.00	13,557.38	27,337.38	13,780.00	13,557.38			27,337.38	27,337.38				27,337.38	27,337.38				27,337.38	-			
Repairs and Maintenance (RM)	50213000 00																						
RM - Land Improvements	50213020 00																						
RM - Buildings and Other Structures	50213040 00																						
Other Structure	50213040 99	874,000.00	(874,000.00)	-	874,000.00	(874,000.00)			-					-					-		-		
RM - Machinery and Equipment	50213050 00																						
Office Equipment	50213050 02	178,468.00	(60,570.00)	117,898.00	178,468.00	(60,570.00)			117,898.00														117,899.00
ICT Equipment	50213050 03																						
Technical & Scientific Equipment	50213050 14	657,539.00	(614,096.78)	43,442.22	657,539.00	(614,096.78)			43,442.22														43,442.22
Other Machineries & Equipment	50213050 99																						
RM - Transportation Equipment	50213060 00																						
Motor Vehicles	50213060 01	572,648.00		572,648.00	572,648.00				572,648.00														572,648.00
RM - Furniture and Fixtures	50213070 00																						
RM - Other Property, Plant and Equipment	50213990 99																						

f

✓

n.

jes

SUMMARY OF APPROPRIATIONS, ALLOTMENTS, OBLIGATIONS, DISBURSEMENTS AND BALANCES BY OBJECT OF EXPENDITURES
As of the Quarter Ending September 30, 2016

Department : Department of Agriculture
 Agency : Philippine Carabao Center
 Operating Unit :
 Organizational Code (UACS) : 05010000000
 Funding Source Code : 01102101

	Current Year Appropriations
	Supplemental Appropriations
x	Continuing Appropriations

Particulars	UACS Code	Appropriations			Allotments			Current Year Obligations				TOTAL	Current Year Disbursements				TOTAL	Balances					
		Authorized Appropriation	Adjustments (Transfer, To/From, Realignment)	Adjusted Appropriations	Allotments Received	Adjustments (Withdrawal, Realignment/ Augmentation)	Transfer to	Transfer From	Adjusted Total Allotments	1st Quarter Ending March 31	2nd Quarter Ending June 30		3rd Quarter Ending September 30	4th Quarter Ending December 31	1st Quarter Ending March 31	2nd Quarter Ending June 30		3rd Quarter Ending September 30	4th Quarter Ending December 31	Unreleased Appropriation	Unobligated Allotments	Unpaid Obligations (15-20)-(23+24)	
																					Due and Demandable	Not Yet Due and Demandable	
Taxes, Insurance Premiums and Other Fees	50215000 00																						
Labor and Wages	50216000 00																						
Labor and Wages	50216010 00	72,490.91		72,490.91	72,490.91	-		72,490.91														72,490.91	
Other Maintenance and Operating Expenses	50299000 00																						
Advertising Expenses	50299010 00	173,376.00		173,376.00	173,376.00	-		173,376.00	97,376.00	10,000.00			107,376.00	97,376.00	10,000.00							66,000.00	
Printing and Publication Expenses	50299020 00	446,836.71	(65,692.79)	381,143.92	446,836.71	(65,692.79)		381,143.92	4,752.66				4,752.66	4,752.66								376,391.26	
Representation Expenses	50299030 00	75,000.00	39,535.00	114,535.00	75,000.00	39,535.00		114,535.00	64,875.00	11,965.00			76,840.00	64,875.00	11,965.00							37,695.00	
Transportation and Delivery Expenses	50299040 00	15,000.00	103,400.16	118,400.16	15,000.00	103,400.16		118,400.16	118,400.16				118,400.16	118,400.16									
Rent/Lease Expenses	50299050 00																						
Building & Structure	50299050 01	161,514.88		161,514.88	161,514.88	-		161,514.88	20,363.64				20,363.64	20,363.64								141,151.24	
Land	50299050 02																						
Membership Dues and Contributions to Org.	50299060 00																						
Subscription Expenses	50299070 00	151,349.95	(127,719.95)	23,630.00	151,349.95	(127,719.95)		23,630.00	7,420.00	11,867.38			19,287.38	7,420.00								4,342.62	11,867.38
Other Maintenance and Operating Expenses	50299990 99																						
Financial Expenses	50300000 00																						
Capital Outlays		460,801.16		460,801.16	460,801.16			460,801.16	24,342.79	254,730.00			279,072.79		24,342.79	254,730.00						181,728.37	
Buildings and Other Structures Outlay	50604040 00																						
Buildings	50604040 99																						
Machinery and Equipment Outlay	50604050 00																						
Office Equipment	50604050 02	214,020.00		214,020.00	214,020.00			214,020.00		144,730.00			144,730.00		144,730.00							69,290.00	
Technical & Scientific Equipment	50604050 14	116,781.16		116,781.16	116,781.16			116,781.16	24,342.79				24,342.79		24,342.79							92,438.37	
Other Machinery and Equipment	50604050 99	130,000.00		130,000.00	130,000.00			130,000.00		110,000.00			110,000.00		110,000.00							20,000.00	
Furniture, Fixtures and Books Outlay	50604070 00																						
Furniture and Fixtures	50604070 01																						
Transportation Equipment Outlay	50604080 00																						
Motor Vehicles	50604080 01																						
B. AUTOMATIC APPROPRIATIONS																							
Retirement and Life Insurance Premium	50103010 00																						
Taxes, Duties and Licenses	50215010 01																						
C. SPECIAL PURPOSE FUND																							
MPBF																							
Retirement Gratuity - Civilian	50104020 01																						
Terminal Leave Benefits - Civilian	50104030 01																						
GRAND TOTAL		12,922,950.45	(0.00)	12,922,950.45	12,922,950.45	(0.00)		12,922,950.45	2,947,332.05	340,182.38	2,793,001.20		6,080,515.63	2,773,903.26	216,498.79	3,057,731.20		6,048,133.25		6,842,434.82	11,867.38	20,515.00	

Certified Correct:

AIMEE T. FULGENCIO
Budget Officer

Certified Correct:

CHERRY PEARL C. RIVERA
Accountant

Recommending Approval:

JEAN G. GASMENA
Chief, Administrative & Finance Division

Approved by:

ARNEL N. DEL BARRIO
Acting Executive Director

SUMMARY OF APPROPRIATIONS, ALLOTMENTS, OBLIGATIONS, DISBURSEMENTS AND BALANCES BY OBJECT OF EXPENDITURES
As of the Quarter Ending June 30, 2016

Department : Department of Agriculture
 Agency : Philippine Carabao Center
 Operating Unit :
 Organizational Code (UACS) : 05010000000
 Funding Source Code : 01101101

x	Current Year Appropriations
	Supplemental Appropriations
	Continuing Appropriations

Particulars	UACS Code	Appropriations			Allotments			Current Year Obligations				TOTAL	Current Year Disbursements				TOTAL	Balances					
		Authorized Appropriation	Adjustments (Transfer, To/From, Realignment)	Adjusted Appropriations	Allotments Received	Adjustments (Withdrawal, Realignment/ Augmentation)	Transfer to	Transfer From	Adjusted Total Allotments	1st Quarter Ending March 31	2nd Quarter Ending June 30		3rd Quarter Ending September 30	4th Quarter Ending December 31	1st Quarter Ending March 31	2nd Quarter Ending June 30		3rd Quarter Ending September 30	4th Quarter Ending December 31	Unreleased Appropriation	Unobligated Allotments	Unpaid Obligations (15-20) = (23+24)	
1	2	3	4	5	6	7	8	9	10	11	12	13	14	15	16	17	18	19	20	21	22	23	24
SUMMARY																							
A. AGENCY SPECIFIC BUDGET																							
Personnel Services	50100000 00	72,871,000.00	(179,983.00)	72,691,017.00	71,262,224.00	(179,983.00)	-	-	71,082,241.00	19,899,691.65	22,582,464.17	-	-	42,582,155.82	19,863,437.35	18,857,601.76	-	-	38,721,039.11	1,608,776.00	28,500,065.18	3,854,387.00	6,729.71
Salaries and Wages	50101000 00																						
Salaries and Wages - Regular	50101010 00																						
Basic Salary - Civilian	50101010 01	54,263,000.00	(28,500.00)	54,234,500.00	54,263,000.00	(28,500.00)			54,234,500.00	15,359,620.22	20,041,636.72			35,401,256.94	15,355,453.42	16,648,886.81			32,004,340.23	-	18,833,243.06	3,390,187.00	6,729.71
Other Compensation	50102000 00																						
Personnel Economic Relief Allowance (PERA)-Civilian	50102010 01	4,344,000.00		4,344,000.00	4,344,000.00				4,344,000.00	1,118,272.72	1,460,090.95			2,578,363.67	1,118,272.72	1,196,090.95			2,314,363.67	-	1,765,636.33	264,000.00	
Representation Allowance (RA)	50102020 00	1,134,000.00	14,250.00	1,148,250.00	1,134,000.00	14,250.00			1,148,250.00	364,875.00	426,500.00			791,375.00	364,875.00	358,000.00			722,875.00	-	356,875.00	68,500.00	
Transportation Allowance (TA)	50102030 01	1,134,000.00	14,250.00	1,148,250.00	1,134,000.00	14,250.00			1,148,250.00	312,375.00	374,000.00			686,375.00	312,375.00	305,500.00			617,875.00	-	461,875.00	68,500.00	
Clothing/Uniform Allowance - Civilian	50102040 01	905,000.00		905,000.00	905,000.00				905,000.00	855,000.00	10,000.00			865,000.00	855,000.00	10,000.00			865,000.00	-	40,000.00		
Laundry Allowance - RA8439	50102060 03	35,000.00		35,000.00	35,000.00				35,000.00					-					-			35,000.00	
Hazard Pay - RA8440	50102110 04	283,000.00		283,000.00	283,000.00				283,000.00					-					-			283,000.00	
Year End Bonus - Civilian	50102140 01	4,520,000.00	(179,983.00)	4,340,017.00	4,520,000.00	(179,983.00)			4,340,017.00	9,899.00				9,899.00	9,899.00			9,899.00	-		4,330,118.00		
Cash Gift - Civilian	50102150 01	905,000.00		905,000.00	905,000.00				905,000.00					-					-		905,000.00		
Other Bonuses and Allowances	50102900 00																						
Collective Negotiation Agreement Incentive - Civilian	50102900 11													-					-				
Productivity Enhancement Incentive - Civilian	50102900 12	905,000.00		905,000.00	905,000.00				905,000.00					-					-		905,000.00		
Personnel Benefit Contributions	50103000 00																						
Pag-IBIG - Civilian	50103020 01	218,000.00		218,000.00	218,000.00				218,000.00	55,800.00	73,500.00			129,100.00	49,600.00	85,900.00			115,500.00	-	88,900.00	13,600.00	
PhilHealth - Civilian	50103030 01	508,000.00		508,000.00	508,000.00				508,000.00	156,925.00	213,737.50			370,662.50	137,137.50	196,625.00			333,762.50	-	137,337.50	36,900.00	
ECIP-Civilian	50103040 01	218,000.00		218,000.00	218,000.00				218,000.00	55,800.00	73,100.00			128,900.00	49,500.00	66,700.00			116,200.00	-	89,100.00	12,700.00	
Other Personnel Benefits	50104000 00																						
Terminal Leave Benefits - Civilian	50104030 01	3,230,000.00		3,230,000.00	1,621,224.00				1,621,224.00	1,621,223.71				1,621,223.71	1,621,223.71			1,621,223.71	1,608,776.00		0.29		
Step Increments - Length of Service	50104990 10	136,000.00		136,000.00	136,000.00				136,000.00					-				-	-		136,000.00		
Step Increments - Meritorious Performance	50104990 11	133,000.00		133,000.00	133,000.00				133,000.00					-				-	-		133,000.00		
Other Personnel Benefits (Loyalty)	50104990 99													-				-	-				
Maintenance and Other Operating Expenses	50200000 00	308,380,000.00		308,380,000.00	308,380,000.00				308,380,000.00	88,610,137.30	74,018,295.38			162,628,432.68	70,252,498.01	56,189,612.01			126,442,110.02	-	145,751,567.32	-	36,186,322.66
Traveling Expenses	50201000 00																						
Traveling Expenses - Local	50201010 00	13,854,000.00	215,993.05	14,069,993.05	13,854,000.00	215,993.05			14,069,993.05	6,099,764.50	4,172,941.63			10,272,706.13	5,370,051.50	4,711,331.27			10,081,382.77	-	3,797,286.92	191,323.36	
Traveling Expenses - Foreign	50201020 00	2,087,000.00		2,087,000.00	2,087,000.00				2,087,000.00		9,178.58			9,178.58					9,178.58	-	2,077,821.42		
Training and Scholarship Expenses	50202000 00																						
Training Expenses	50202010 00	16,698,000.00	316,624.95	17,014,624.95	16,698,000.00	316,624.95			17,014,624.95	6,413,409.43	3,500,315.00			9,913,724.43	5,925,682.28	2,518,402.00			8,444,084.28	-	7,100,900.52	1,459,640.15	
ICT Training Expenses	50202010 01	300,000.00		300,000.00	300,000.00				300,000.00					-					-		300,000.00		
Scholarship Expenses	50202020 00	515,000.00		515,000.00	515,000.00				515,000.00					-					-		515,000.00		
Supplies and Materials Expenses	50203000 00																						
Office Supplies Expenses	50203010 00	9,419,000.00	(532,618.00)	8,886,382.00	9,419,000.00	(532,618.00)			8,886,382.00	2,061,293.81	1,781,143.08			3,842,436.89	1,647,919.81	1,514,300.52			3,162,220.33	-	5,043,945.11	680,216.56	
ICT Office Supplies		850,000.00		850,000.00	850,000.00				850,000.00					-					-		850,000.00		
Animal/Zoological Supplies Expenses	50203040 00	58,821,000.00	(2,999,919.45)	55,821,080.55	58,821,000.00	(2,999,919.45)			55,821,080.55	10,650,975.00	15,035,012.20			25,685,987.20	6,800,830.00	6,600,829.50			13,401,659.50	-	30,135,093.35	12,284,327.70	
Medical, Dental and Laboratory Supplies Expenses	50203080 00	19,567,000.00	2,999,919.45	22,566,919.45	19,567,000.00	2,999,919.45			22,566,919.45	6,468,975.08	12,579,404.29			19,048,379.37	2,945,460.48	4,355,644.16			7,301,104.64	-	3,518,540.08	11,747,274.73	
Fuel, Oil and Lubricants Expenses	50203090 00	21,166,000.00		21,166,000.00	21,166,000.00				21,166,000.00	5,785,305.42	3,575,589.08			9,370,894.50	5,064,305.42	4,216,589.08			9,280,894.50	-	11,795,105.50	90,000.00	
Agricultural and Marine Supplies Expenses	50203100 00	8,755,000.00		8,755,000.00	8,755,000.00				8,755,000.00	1,938,470.00	979,550.00			2,918,020.00	1,651,470.00	1,266,550.00			2,918,020.00	-	5,836,980.00		
Other Supplies and Materials Expenses	50203990 00	7,457,000.00		7,457,000.00	7,457,000.00				7,457,000.00	3,128,513.20	2,247,797.38			5,376,310.58	2,725,513.20	2,088,450.18			4,813,963.38	-	2,080,689.42	562,347.20	
Utility Expenses	50204000 00																						
Water Expenses	50204010 00	568,000.00		568,000.00	568,000.00				568,000.00	259,345.62	178,472.14			437,817.76	238,930.62	191,187.36			430,117.98	-	130,182.24	7,699.78	
Electricity Expenses	50204020 00	20,885,000.00		20,885,000.00	20,885,000.00				20,885,000.00	4,583,745.90	4,265,519.53			8,849,265.43	4,378,045.41	4,461,219.77			8,839,265.18	-	12,035,734.57	10,000.25	
Communication Expenses	50205000 00																						
Postage and Courier Services	50205010 00	389,000.00	4,707.00	393,707.00	389,000.00	4,707.00			393,707.00	126,565.00	96,058.00			222,623.00	102,565.00	120,158.00			222,723.00	-	171,084.00	(100.00)	
Telephone Expenses	50205020 00																						
Mobile	50205020 01	1,892,000.00		1,892,000.00	1,892,000.00				1,892,000.00	669,446.20	492,378.94			1,161,825.14	561,147.16	584,781.94			1,145,929.10				

SUMMARY OF APPROPRIATIONS, ALLOTMENTS, OBLIGATIONS, DISBURSEMENTS AND BALANCES BY OBJECT OF EXPENDITURES
As of the Quarter Ending June 30, 2016

Department : Department of Agriculture
 Agency : Philippine Carabao Center
 Operating Unit :
 Organizational Code (UACS) : 05010000000
 Funding Source Code : 01101101

x	Current Year Appropriations
	Supplemental Appropriations
	Continuing Appropriations

Particulars	UACS Code	Appropriations			Allotments			Current Year Obligations				TOTAL	Current Year Disbursements				TOTAL	Balances					
		Authorized Appropriation	Adjustments (Transfer, To/From, Realignment)	Adjusted Appropriations	Allotments Received	Adjustments (Withdrawal, Realignment/ Augmentation)	Transfer to	Transfer From	Adjusted Total Allotments	1st Quarter Ending March 31	2nd Quarter Ending June 30		3rd Quarter Ending September 30	4th Quarter Ending December 31	1st Quarter Ending March 31	2nd Quarter Ending June 30		3rd Quarter Ending September 30	4th Quarter Ending December 31	Unreleased Appropriation	Unobligated Allotments	Unpaid Obligations (15-20) = (23+24)	
1	2	3	4	5	6	7	8	9	10	11	12	13	14	15	16	17	18	19	20	21	22	23	24
Cable, Satellite, Telegraph and Radio Expenses	50205040 00	278,000.00		278,000.00	278,000.00				278,000.00	50,780.00	24,998.00			75,778.00	47,780.00	27,998.00			75,778.00	-	202,222.00		
Awards/Rewards and Prizes	50205000 00																						
Awards/Rewards Expenses	50205010 01	1,200,000.00		1,200,000.00	1,200,000.00				1,200,000.00	78,250.00	172,000.00			250,250.00	48,250.00	204,000.00			250,250.00	-	949,750.00		
Confidential, Intelligence and Extraordinary Expenses	50210000 00																						
Extraordinary and Miscellaneous Expenses	50210030 00	118,000.00		118,000.00	118,000.00				118,000.00	28,572.63	17,350.00			45,922.63	1,077.63	17,350.00			18,427.63	-	72,077.37		27,495.00
Professional Services	50211000 00																						
Legal Services	50211010 00	1,300,000.00		1,300,000.00	1,300,000.00				1,300,000.00	47,000.00	257,700.00			304,700.00	26,800.00	141,400.00			168,200.00	-	995,300.00		136,500.00
ICT Consultancy		1,050,000.00		1,050,000.00	1,050,000.00				1,050,000.00											-	1,050,000.00		
Consultancy Services	50211030 00	3,920,000.00		3,920,000.00	3,920,000.00				3,920,000.00											-	3,920,000.00		
Other Professional Services	50211990 00	13,050,000.00	(603,372.34)	12,446,627.66	13,050,000.00			(603,372.34)	12,446,627.66	4,757,100.00	1,352,494.00			6,109,594.00	4,259,000.00	1,710,674.00			5,969,674.00	-	6,337,033.66		139,920.00
General Services	50212000 00																						
Janitorial Services	50212020 00	2,100,000.00		2,100,000.00	2,100,000.00				2,100,000.00	651,556.88	504,462.48			1,156,019.16	606,386.23	549,620.76			1,156,019.99	-	943,980.84		12.17
Security Services	50212030 00	3,773,000.00		3,773,000.00	3,773,000.00				3,773,000.00	869,000.00	744,000.00			1,413,000.00	633,000.00	435,000.00			1,068,000.00	-	2,360,000.00		345,000.00
Other General Services	50212990 00	6,900,000.00	(1,326,350.64)	5,573,649.36	6,900,000.00			(1,326,350.64)	5,573,649.36	1,224,497.00	1,088,245.10			2,312,742.10	1,136,547.00	1,150,812.24			2,287,359.24	-	3,260,907.26		25,382.86
Repairs and Maintenance (RM)	50213000 00																						
RM - Land Improvements	50213020 00	2,091,000.00	(1,061,000.00)	1,030,000.00	2,091,000.00			(1,061,000.00)	1,030,000.00											-	1,030,000.00		
RM - Buildings and Other Structures	50213040 00	5,249,000.00	3,565,630.07	8,814,630.07	5,249,000.00			3,565,630.07	8,814,630.07	1,275,010.00	5,969,855.29			7,244,865.29	1,275,010.00	917,742.50			2,192,752.50	-	1,569,764.78		5,052,112.79
RM - Machinery and Equipment	50213050 00																						
Office Equipment	50213050 02	754,000.00		754,000.00	754,000.00				754,000.00	221,000.00	139,913.00			360,913.00	221,000.00	114,880.00			335,890.00	-	393,087.00		25,033.00
ICT Equipment	50213050 03	1,046,000.00	(200,000.00)	846,000.00	1,046,000.00			(200,000.00)	846,000.00	171,628.00	5,000.00			176,628.00	156,628.00	20,000.00			176,628.00	-	669,372.00		
Technical and Scientific Equipment	50213050 14	3,450,000.00	(1,061,000.00)	2,389,000.00	3,450,000.00			(1,061,000.00)	2,389,000.00		175,000.00			175,000.00						-	-2,214,000.00		175,000.00
Other Machinery and Equipment	50213050 99	3,015,000.00		3,015,000.00	3,015,000.00				3,015,000.00	1,253,900.00	438,655.00			1,692,555.00	842,900.00	732,575.00			1,575,475.00	-	1,322,445.00		117,080.00
RM - Transportation Equipment	50213060 00																						
Motor Vehicles	50213060 01	6,472,000.00	(643,630.07)	5,828,369.93	6,472,000.00			(643,630.07)	5,828,369.93	2,453,519.41	1,357,808.70			3,811,328.11	1,965,932.95	1,450,556.52			3,416,489.47	-	2,017,041.82		394,838.64
RM - Furniture and Fixtures	50213070 00	433,000.00		433,000.00	433,000.00				433,000.00	41,000.00				41,000.00	41,000.00				41,000.00	-	392,000.00		
RM - Other Property, Plant and Equipment	50213990 99	881,000.00	(600,000.00)	281,000.00	881,000.00			(600,000.00)	281,000.00		6,000.00			6,000.00	6,000.00				6,000.00	-	275,000.00		
Taxes, Insurance Premiums and Other Fees	50215000 00																						
Taxes, Duties and Licenses	50215010 01	2,220,000.00		2,220,000.00	2,220,000.00				2,220,000.00	114,071.69	31,372.80			145,444.49	114,071.69	31,372.80			145,444.49	-	2,074,555.51		
Fidelity Bond Premiums	50215020 00	170,000.00		170,000.00	170,000.00				170,000.00	10,625.00	7,275.00			17,900.00	10,625.00	7,275.00			17,900.00	-	152,100.00		
Insurance Expenses	50215030 00	8,180,000.00		8,180,000.00	8,180,000.00				8,180,000.00	2,058,283.58	150,383.44			2,208,667.02	2,049,283.49	159,383.44			2,208,666.93	-	5,971,332.96		0.09
Labor and Wages	50216000 00																						
Labor and Wages	50216010 00	33,020,000.00	1,929,722.98	34,949,722.98	33,020,000.00			1,929,722.98	34,949,722.98	21,897,906.94	9,478,119.13			31,476,026.07	16,426,787.79	14,116,894.94			30,543,682.73	-	3,473,696.91		932,343.34
Other Maintenance and Operating Expenses	50299000 00																						
Advertising Expenses	50299010 00	728,000.00		728,000.00	728,000.00				728,000.00	220,534.80	205,388.00			425,922.80	220,524.80	89,428.00			309,952.80	-	302,077.20		115,970.00
Printing and Publication Expenses	50299020 00	3,842,000.00		3,842,000.00	3,842,000.00				3,842,000.00	309,337.50	753,611.00			1,062,948.50	72,250.00	155,887.50			228,137.50	-	2,779,051.50		834,811.00
Representation Expenses	50299030 00	1,637,000.00	61,140.06	1,698,140.06	1,637,000.00			61,140.06	1,698,140.06	508,058.08	356,547.04			864,605.12	509,178.80	338,750.04			847,928.84	-	833,534.94		16,676.28
Transportation and Delivery Expenses	50299040 00	3,258,000.00		3,258,000.00	3,258,000.00				3,258,000.00	401,535.61	653,110.87			1,054,646.48	386,535.61	83,036.52			469,574.13	-	2,203,353.52		585,072.35
Rent/Lease Expenses	50299050 00																						
Rents - Buildings and Structures	50299050 01	1,342,000.00		1,342,000.00	1,342,000.00				1,342,000.00	445,484.89	292,646.52			738,131.41	436,484.89	243,484.89			679,969.78	-	603,868.59		58,161.63
Rents - Land	50299050 02	2,040,000.00		2,040,000.00	2,040,000.00				2,040,000.00											-	2,040,000.00		
Rents - Motor Vehicle	50299050 03	100,000.00		100,000.00	100,000.00				100,000.00											-	100,000.00		
Rents - Equipment	50299050 04	2,135,000.00		2,135,000.00	2,135,000.00				2,135,000.00	330,727.28	61,090.92			391,818.20	330,727.28	61,090.92			391,818.20	-	1,743,181.80		
Membership Dues and Contributions to Org.	50299060 00	913,000.00		913,000.00	913,000.00				913,000.00	403,000.00	1,900.00			404,900.00	403,000.00	1,900.00			404,900.00	-	508,100.00		
ICT Software Subscription		460,000.00		460,000.00	460,000.00				460,000.00											-	460,000.00		
Subscription Expenses	50299070 00	1,919,000.00	20,834.05	1,939,834.05	1,919,000.00			20,834.05	1,939,834.05	22,065.08	39,504.35			61,569.43	13,508.00	6,500.00			20,008.00	-	1,878,264.62		41,561.43
Other MOOE	50299990 99	2,046,000.00	(81,974.11)	1,964,025.89	2,046,000.00			(81,974.11)	1,964,025.89	263,584.43	143,853.56			407,437.99	263,584.43	83,975.73			347,560.16	-	1,558,587.90		59,877.83
Financial Expenses	50300000 00																						
Capital Outlays		89,421,000.00		89,421,000.00	89,421,000.00				89,														

SUMMARY OF APPROPRIATIONS, ALLOTMENTS, OBLIGATIONS, DISBURSEMENTS AND BALANCES BY OBJECT OF EXPENDITURES
As of the Quarter Ending June 30, 2016

Department : Department of Agriculture
 Agency : Philippine Carabao Center
 Operating Unit :
 Organizational Code (UACS) : 050100000000
 Funding Source Code : 01101101

x	Current Year Appropriations
	Supplemental Appropriations
	Continuing Appropriations

Particulars	UACS Code	Appropriations			Allotments			Current Year Obligations				TOTAL	Current Year Disbursements				TOTAL	Balances						
		Authorized Appropriation	Adjustments (Transfer, To/From, Realignment)	Adjusted Appropriations	Allotments Received	Adjustments (Withdrawal, Realignment/ Augmentation)	Transfer to	Transfer From	Adjusted Total Allotments	1st Quarter Ending March 31	2nd Quarter Ending June 30		3rd Quarter Ending September 30	4th Quarter Ending December 31	1st Quarter Ending March 31	2nd Quarter Ending June 30		3rd Quarter Ending September 30	4th Quarter Ending December 31	Unreleased Appropriation	Unobligated Allotments	Unpaid Obligations (15-20)=(23+24)		
																						Due and Demandable	Not Yet Due and Demandable	
1	2	3	4	5	6	7	8	9	10	11	12	13	14	15	16	17	18	19	20	21	22	23	24	
Machinery and Equipment Outlay	50604050 00																							
ICT Equipment	50604050 03	3,021,000.00		3,021,000.00	3,021,000.00				3,021,000.00		744,140.00			744,140.00		664,506.00			664,506.00			2,276,860.00	5,800.00	73,834.00
Technical and Scientific Equipment	50604050 14	8,500,000.00		8,500,000.00	8,500,000.00				8,500,000.00													8,500,000.00		
Other Machinery and Equipment	50604050 99	29,000,000.00		29,000,000.00	29,000,000.00				29,000,000.00	11,848,000.00	8,000,000.00			19,848,000.00		8,850,000.00			8,850,000.00			9,152,000.00	10,998,000.00	
Intangible Assets Outlay	50608000 00																							
Computer Software	50606020 00	2,858,000.00		2,858,000.00	2,858,000.00				2,858,000.00	136,045.56	2,500,000.00			2,636,045.56	136,045.56				136,045.56			221,954.44	2,500,000.00	
B. AUTOMATIC APPROPRIATIONS		7,063,000.00		7,063,000.00	7,063,000.00				7,063,000.00	1,832,630.05	2,392,240.85			4,224,870.90	1,563,880.07	2,268,763.80			3,832,643.87			2,838,129.10	392,227.03	
Retirement and Life Insurance Premium	50103010 00	6,511,000.00		6,511,000.00	6,511,000.00				6,511,000.00	1,832,630.05	2,392,240.85			4,224,870.90	1,563,880.07	2,268,763.80			3,832,643.87			2,286,129.10	392,227.03	
Retirement and Life Insurance Premium (SARCO)	50103010 00	552,000.00		552,000.00	552,000.00				552,000.00													552,000.00		
C. SPECIAL PURPOSE FUND		11,770,627.00	179,983.00	11,950,610.00	11,770,627.00	179,983.00			11,950,610.00		6,946,610.00			6,946,610.00		6,946,610.00			6,946,610.00			5,004,000.00		
MPBF																								
Personnel Services	50100000 00	4,999,000.00		4,999,000.00	4,999,000.00				4,999,000.00													4,999,000.00		
Mid Year Bonus	50102890 36	4,928,927.00	179,983.00	5,108,910.00	4,928,927.00	179,983.00			5,108,910.00		5,108,910.00			5,108,910.00		5,108,910.00			5,108,910.00					
Performance Based Bonus - Civilian	50102990 14	1,842,700.00		1,842,700.00	1,842,700.00				1,842,700.00		1,837,700.00			1,837,700.00		1,837,700.00			1,837,700.00			5,000.00		
GRAND TOTAL		489,505,627.00		489,505,627.00	487,896,851.00				487,896,851.00	122,326,504.56	148,318,941.78			270,645,446.34	91,815,860.99	124,812,284.95			216,628,145.94	1,608,776.00	217,251,404.66	17,750,414.03	36,266,886.37	

Certified Correct:

AIMES T. FULGENCIO
Budget Officer

Certified Correct:

CHERRY PEARL C. RIVERA
Accountant

Recommending Approval:

JEAN S. GASMENA
Chief Administrative & Finance Division

Approved by:

ARNEL N. DEL BARRIO
Acting Executive Director

SUMMARY OF APPROPRIATIONS, ALLOTMENTS, OBLIGATIONS, DISBURSEMENTS AND BALANCES BY OBJECT OF EXPENDITURES
As of the Quarter Ending June 30, 2016

Department : Department of Agriculture
 Agency : Philippine Carabao Center
 Operating Unit :
 Organizational Code (UACS) : 05010000000
 Funding Source Code : 01102101

	Current Year Appropriations
	Supplemental Appropriations
x	Continuing Appropriations

Particulars	UACS Code	Appropriations			Allotments			Current Year Obligations				TOTAL	Current Year Disbursements				TOTAL	Balances						
		Authorized Appropriation	Adjustments (Transfer, To/From, Realignment)	Adjusted Appropriations	Allotments Received	Adjustments (Withdrawal, Realignment/ Augmentation)	Transfer to	Transfer From	Adjusted Total Allotments	1st Quarter Ending March 31	2nd Quarter Ending June 30		3rd Quarter Ending September 30	4th Quarter Ending December 31	1st Quarter Ending March 31	2nd Quarter Ending June 30		3rd Quarter Ending September 30	4th Quarter Ending December 31	Unreleased Appropriation	Unobligated Allotments	Unpaid Obligations (15-20)-(23+24)		
																						Due and Demandable	Not Yet Due and Demandable	
1	2	3	4	5	6	7	8	9	10	11	12	13	14	15	16	17	18	19	20	21	22	23	24	
SUMMARY																								
A. AGENCY SPECIFIC BUDGET																								
Personnel Services	50100000 00	-	-	-	-	-	-	-	-	-	-	-	-	-	-	-	-	-	-	-	-	-	-	-
Maintenance and Other Operating Expenses	50200000 00	12,462,149.29	-	12,462,149.29	12,462,149.29	(0.00)	-	-	12,462,149.29	2,922,989.26	85,452.38	-	-	3,008,441.64	2,773,903.26	192,156.00	-	-	2,966,059.26	-	9,453,707.65	10,000.00	32,382.38	
Traveling Expenses	50201000 00																							
Traveling Expenses - Local	50201010 00	1,200,943.76	453.50	1,201,397.26	1,200,943.76	453.50	-	-	1,201,397.26	101,909.00	4,370.00	-	-	106,279.00	98,314.00	4,370.00	-	-	102,684.00	-	1,095,118.26	-	3,595.00	
Traveling Expenses - Foreign	50201020 00	850,651.72	-	850,651.72	850,651.72	-	-	-	850,651.72	96,902.94	26,974.00	-	-	123,876.94	96,902.94	26,974.00	-	-	123,876.94	-	726,774.78	-	-	
Training and Scholarship Expenses	50202000 00																							
Training Expenses	50202010 00	633,915.37	-	633,915.37	633,915.37	-	-	-	633,915.37	360,405.00	18,276.00	-	-	378,681.00	305,665.00	72,656.00	-	-	378,321.00	-	255,234.37	-	360.00	
Supplies and Materials Expenses	50203000 00																							
Office Supplies Expenses	50203010 00	265,157.41	(99,862.57)	165,294.84	265,157.41	(99,862.57)	-	-	165,294.84	22,267.98	-	-	-	22,267.98	22,267.98	-	-	22,267.98	-	143,026.86	-	-	-	
Animal/Zoological Supplies Expenses	50203040 00	784,334.50	(64,191.00)	720,143.50	784,334.50	(64,191.00)	-	-	720,143.50	-	-	-	-	-	-	-	-	-	-	720,143.50	-	-	-	
Medical, Dental and Laboratory Supplies Expenses	50203080 00	200,000.00	374,466.51	574,466.51	200,000.00	374,466.51	-	-	574,466.51	479,916.45	-	-	-	479,916.45	479,856.45	-	-	479,856.45	-	94,550.06	-	60.00	-	
Fuel, Oil and Lubricants Expenses	50203090 00	705,663.65	-	705,663.65	705,663.65	-	-	-	705,663.65	-	-	-	-	705,663.65	-	-	-	-	705,663.65	-	705,663.65	-	-	
Other Supplies and Materials Expenses	50203990 00	159,580.00	41,633.40	201,213.40	159,580.00	41,633.40	-	-	201,213.40	65,809.00	-	-	-	65,809.00	1,618.00	64,191.00	-	65,809.00	-	135,404.40	-	-	-	
Utility Expenses	50204000 00																							
Water Expenses	50204010 00	159,658.85	-	159,658.85	159,658.85	-	-	-	159,658.85	1,894.21	-	-	-	1,894.21	1,894.21	-	-	1,894.21	-	157,764.64	-	-	-	
Electricity Expenses	50204020 00	2,165,847.23	-	2,165,847.23	2,165,847.23	-	-	-	2,165,847.23	29,673.49	-	-	-	29,673.49	29,673.49	-	-	29,673.49	-	2,136,173.74	-	-	-	
Communication Expenses	50205000 00																							
Postage and Courier Services	50205010 00	62,975.22	-	62,975.22	62,975.22	-	-	-	62,975.22	19,105.00	-	-	-	19,105.00	19,105.00	-	-	19,105.00	-	43,870.22	-	-	-	
Telephone Expenses	50205020 00																							
Mobile	50205020 01	214,873.05	2,373.10	217,246.15	214,873.05	2,373.10	-	-	217,246.15	34,090.10	2,000.00	-	-	36,090.10	34,090.10	2,000.00	-	36,090.10	-	181,156.05	-	-	-	
Landline	50205020 02	243,700.47	(2,373.10)	241,327.37	243,700.47	(2,373.10)	-	-	241,327.37	14,536.25	-	-	-	14,536.25	14,536.25	-	-	14,536.25	-	226,791.12	-	-	-	
Internet expenses	50205030 00	84,553.03	-	84,553.03	84,553.03	-	-	-	84,553.03	24,999.00	-	-	-	24,999.00	23,399.00	-	-	23,399.00	-	59,554.03	-	1,600.00	-	
Awards/Rewards and Prizes	50206000 00																							
Awards/Rewards Expenses	50206010 01	-	-	-	-	-	-	-	-	-	-	-	-	-	-	-	-	-	-	-	-	-	-	-
Confidential, Intelligence and Extraordinary Expenses	50210000 00																							
Extraordinary and Miscellaneous Expenses	50210030 00	94,308.00	-	94,308.00	94,308.00	-	-	-	94,308.00	-	-	-	-	-	-	-	-	-	-	-	94,308.00	-	-	-
Professional Services	50211000 00																							
Legal Services	50211010 00	2,200.00	-	2,200.00	2,200.00	-	-	-	2,200.00	300.00	-	-	-	300.00	300.00	-	-	300.00	-	1,900.00	-	-	-	-
Consultancy Services	50211030 00	307,424.58	(7,256.00)	300,168.58	307,424.58	(7,256.00)	-	-	300,168.58	-	-	-	-	-	-	-	-	-	-	300,168.58	-	-	-	
Other Professional Services	50211990 00	934,358.00	525,356.00	1,459,714.00	934,358.00	525,356.00	-	-	1,459,714.00	1,330,656.00	-	-	-	1,330,656.00	1,305,756.00	-	-	1,305,756.00	-	129,058.00	10,000.00	14,900.00	-	
General Services	50212000 00																							
Janitorial Services	50212020 00	-	-	-	-	-	-	-	-	-	-	-	-	-	-	-	-	-	-	-	-	-	-	-
Security Services	50212030 00	-	-	-	-	-	-	-	-	-	-	-	-	-	-	-	-	-	-	-	-	-	-	-
Other General Services	50212990 00	13,780.00	13,557.38	27,337.38	13,780.00	13,557.38	-	-	27,337.38	27,337.38	-	-	-	27,337.38	27,337.38	-	-	27,337.38	-	-	-	-	-	-
Repairs and Maintenance (RM)	50213000 00																							
RM - Land Improvements	50213020 00																							
RM - Buildings and Other Structures	50213040 00																							
Other Structure	50213040 99	874,000.00	(874,000.00)	-	874,000.00	(874,000.00)	-	-	-	-	-	-	-	-	-	-	-	-	-	-	-	-	-	-
RM - Machinery and Equipment	50213050 00																							
Office Equipment	50213050 02	178,469.00	-	178,469.00	178,469.00	-	-	-	178,469.00	-	-	-	-	-	-	-	-	-	-	-	178,469.00	-	-	-
ICT Equipment	50213050 03	-	-	-	-	-	-	-	-	-	-	-	-	-	-	-	-	-	-	-	-	-	-	-
Technical & Scientific Equipment	50213050 14	657,539.00	-	657,539.00	657,539.00	-	-	-	657,539.00	-	-	-	-	-	-	-	-	-	-	-	657,539.00	-	-	-
Other Machineries & Equipment	50213050 99	-	-	-	-	-	-	-	-	-	-	-	-	-	-	-	-	-	-	-	-	-	-	-
RM - Transportation Equipment	50213060 00																							
Motor Vehicles	50213060 01	572,648.00	-	572,648.00	572,648.00	-	-	-	572,648.00	-	-	-	-	-	-	-	-	-	-	-	572,648.00	-	-	-
RM - Furniture and Fixtures	50213070 00																							
RM - Other Property, Plant and Equipment	50213990 99	-	-	-	-	-	-	-	-	-	-	-	-	-	-	-	-	-	-	-	-	-	-	-

h.

f

llu

SUMMARY OF APPROPRIATIONS, ALLOTMENTS, OBLIGATIONS, DISBURSEMENTS AND BALANCES BY OBJECT OF EXPENDITURES
As of the Quarter Ending March 31, 2016

Department : Department of Agriculture
 Agency : Philippine Carabao Center
 Operating Unit :
 Organizational Code (UACS) : 05010000000
 Funding Source Code : 01101101

x	Current Year Appropriations
	Supplemental Appropriations
	Continuing Appropriations

Particulars	UACS Code	Appropriations			Allotments					Current Year Obligations				TOTAL	Current Year Disbursements				TOTAL	Balances			
		Authorized Appropriation	Adjustments (Transfer, To/From, Realignment)	Adjusted Appropriations	Allotments Received	Adjustments (Withdrawal, Realignment/ Augmentation)	Transfer to	Transfer From	Adjusted Total Allotments	1st Quarter Ending March 31	2nd Quarter Ending June 30	3rd Quarter Ending September 30	4th Quarter Ending December 31		1st Quarter Ending March 31	2nd Quarter Ending June 30	3rd Quarter Ending September 30	4th Quarter Ending December 31		Unreleased Appropriation	Unobligated Allotments	Unpaid Obligations (15-20) = (23+24)	
1	2	3	4	5	6	7	8	9	10	11	12	13	14	15	16	17	18	19	20	21	22	23	24
SUMMARY																							
A. AGENCY SPECIFIC BUDGET	01101101																						
Personnel Services	50100000	72,871,000.00	-	72,871,000.00	71,262,224.00	-	-	-	71,262,224.00	19,899,691.65	-	-	-	19,899,691.65	19,863,437.35	-	-	-	19,863,437.35	1,608,776.00	51,362,532.35	32,087.50	4,166.80
Salaries and Wages	50101000																						
Salaries and Wages - Regular	50101010																						
Basic Salary - Civilian	50101010	54,263,000.00		54,263,000.00	54,263,000.00				54,263,000.00	15,359,620.22				15,359,620.22	15,355,453.42				15,355,453.42		38,903,379.78		4,166.80
Other Compensation	50102000																						
Personnel Economic Relief Allowance (PERA) - Civilian	50102010	4,344,000.00		4,344,000.00	4,344,000.00				4,344,000.00	1,118,272.72				1,118,272.72	1,118,272.72				1,118,272.72		3,225,727.28		
Representation Allowance (RA)	50102020	1,134,000.00		1,134,000.00	1,134,000.00				1,134,000.00	364,875.00				364,875.00	364,875.00				364,875.00		769,125.00		
Transportation Allowance (TA)	50102030	1,134,000.00		1,134,000.00	1,134,000.00				1,134,000.00	312,375.00				312,375.00	312,375.00				312,375.00		821,625.00		
Clothing/Uniform Allowance - Civilian	50102040	905,000.00		905,000.00	905,000.00				905,000.00	655,000.00				655,000.00	655,000.00				655,000.00		50,000.00		
Laundry Allowance - RA8439	50102060	35,000.00		35,000.00	35,000.00				35,000.00												35,000.00		
Hazard Pay - RA8440	50102110	283,000.00		283,000.00	283,000.00				283,000.00												283,000.00		
Year End Bonus - Civilian	50102140	4,520,000.00		4,520,000.00	4,520,000.00				4,520,000.00												4,520,000.00		
Cash Gift - Civilian	50102150	905,000.00		905,000.00	905,000.00				905,000.00												905,000.00		
Other Bonuses and Allowances	50102990																						
Collective Negotiation Agreement Incentive - Civilian	50102990																						
Productivity Enhancement Incentive - Civilian	50102990	905,000.00		905,000.00	905,000.00				905,000.00												905,000.00		
Personnel Benefit Contributions	50103000																						
Pag-IBIG - Civilian	50103020	218,000.00		218,000.00	218,000.00				218,000.00	55,600.00				55,600.00	49,600.00				49,600.00		162,400.00	6,000.00	
PhilHealth - Civilian	50103030	508,000.00		508,000.00	508,000.00				508,000.00	156,925.00				156,925.00	137,137.50				137,137.50		351,075.00	19,787.50	
ECP - Civilian	50103040	218,000.00		218,000.00	218,000.00				218,000.00	55,600.00				55,600.00	49,500.00				49,500.00		162,200.00	6,300.00	
Other Personnel Benefits	50104000																						
Terminal Leave Benefits - Civilian	50104310	3,230,000.00		3,230,000.00	1,621,224.00				1,621,224.00	1,621,223.71				1,621,223.71	1,621,223.71				1,621,223.71	1,608,776.00	0.29		
Step Increments - Length of Service	50104390	136,000.00		136,000.00	136,000.00				136,000.00												136,000.00		
Step Increments - Merit/Performance	50104390	133,000.00		133,000.00	133,000.00				133,000.00												133,000.00		
Other Personnel Benefits (Loyalty)	50104990																						
Maintenance and Other Operating Expenses	50200000	308,380,000.00		308,380,000.00	308,380,000.00				308,380,000.00	88,610,137.30				88,610,137.30	70,252,498.01				70,252,498.01		219,769,862.70	8,826,794.74	9,530,844.55
Travelling Expenses	50201000																						
Traveling Expenses - Local	50201010	13,854,000.00		13,854,000.00	13,854,000.00				13,854,000.00	6,099,764.50				6,099,764.50	5,370,051.50				5,370,051.50		7,754,235.50	722,369.00	7,355.00
Traveling Expenses - Foreign	50201020	2,087,000.00		2,087,000.00	2,087,000.00				2,087,000.00												2,087,000.00		
Training and Scholarship Expenses	50202000																						
Training Expenses	50202010	16,698,000.00		16,698,000.00	16,698,000.00				16,698,000.00	6,413,409.43				6,413,409.43	5,925,682.28				5,925,682.28		10,284,590.57	435,000.00	52,727.15
ICT Training Expenses	50202010	300,000.00		300,000.00	300,000.00				300,000.00												300,000.00		
Scholarship Expenses	50202020	515,000.00		515,000.00	515,000.00				515,000.00												515,000.00		
Supplies and Materials Expenses	50203000																						
Office Supplies Expenses	50203010	9,419,000.00		9,419,000.00	9,419,000.00				9,419,000.00	2,061,293.81				2,061,293.81	1,647,919.81				1,647,919.81		7,357,706.19	263,415.00	149,959.00
ICT Office Supplies		850,000.00		850,000.00	850,000.00				850,000.00												850,000.00		
Animal/Zoological Supplies Expenses	50203040	58,821,000.00	(1,289,124.71)	57,531,875.29	58,821,000.00	(1,289,124.71)			57,531,875.29	10,650,975.00				10,650,975.00	6,800,830.00			6,800,830.00		46,880,900.29	623,000.00	3,227,145.00	
Medical, Dental and Laboratory Supplies Expenses	50203080	19,567,000.00	1,289,124.71	20,856,124.71	19,567,000.00	1,289,124.71			20,856,124.71	6,468,975.08				6,468,975.08	2,945,460.48			2,945,460.48		14,387,149.63	15,000.00	3,508,514.60	
Fuel, Oil and Lubricants Expenses	50203090	21,166,000.00		21,166,000.00	21,166,000.00				21,166,000.00	5,795,305.42				5,795,305.42	5,064,305.42			5,064,305.42		15,370,694.58	731,000.00		
Agricultural and Marine Supplies Expenses	50203100	8,755,000.00		8,755,000.00	8,755,000.00				8,755,000.00	1,938,470.00				1,938,470.00	1,651,470.00			1,651,470.00		6,816,530.00	237,000.00		
Other Supplies and Materials Expenses	50203990	7,457,000.00		7,457,000.00	7,457,000.00				7,457,000.00	3,128,513.20				3,128,513.20	2,725,513.20			2,725,513.20		4,328,486.60	403,000.00		
Utility Expenses	50204000																						
Water Expenses	50204010	568,000.00		568,000.00	568,000.00				568,000.00	259,345.62				259,345.62	238,930.62			238,930.62		308,654.38	18,000.00	2,415.00	
Electricity Expenses	50204020	20,885,000.00		20,885,000.00	20,885,000.00				20,885,000.00	4,583,745.90				4,583,745.90	4,378,045.41			4,378,045.41		16,301,254.10	203,000.00	2,700.49	
Communication Expenses	50205000																						
Postage and Courier Services	50205010	389,000.00		389,000.00	389,000.00				389,000.00	126,565.00				126,565.00	102,565.00			102,565.00		262,435.00	24,000.00		
Telephone Expenses	50205020																						
Mobile	50205020	1,892,000.00		1,892,000.00	1,892,000.00				1,892,000.00	669,446.20				669,446.20	561,147.16			561,147.16		1,222,563.60	107,000.00	1,299.04	
Landline	50205020	839,000.00		839,000.00	839,000.00				839,000.00	199,189.54				199,189.54	172,189.54			172,189.54		639,810.46	27,000.00	(0.00)	

f. Moa A.

SUMMARY OF APPROPRIATIONS, ALLOTMENTS, OBLIGATIONS, DISBURSEMENTS AND BALANCES BY OBJECT OF EXPENDITURES
As of the Quarter Ending March 31, 2016

Department : Department of Agriculture
 Agency : Philippine Carabao Center
 Operating Unit :
 Organizational Code (UACS) : 05010000000
 Funding Source Code : 01101101

x	Current Year Appropriations
	Supplemental Appropriations
	Continuing Appropriations

Particulars	UACS Code	Appropriations			Allotments					Current Year Obligations				TOTAL	Current Year Disbursements				TOTAL	Balances			
		Authorized Appropriation	Adjustments (Transfer, To/From, Realignment)	Adjusted Appropriations	Allotments Received	Adjustments (Withdrawal, Realignment/ Augmentation)	Transfer to	Transfer From	Adjusted Total Allotments	1st Quarter Ending March 31	2nd Quarter Ending June 30	3rd Quarter Ending September 30	4th Quarter Ending December 31		1st Quarter Ending March 31	2nd Quarter Ending June 30	3rd Quarter Ending September 30	4th Quarter Ending December 31		Unreleased Appropriation	Unobligated Allotments	Unpaid Obligations (15-20)=(23+24)	
																						Due and Demandable	Not Yet Due and Demandable
1	2	3	4	5	6	7	8	9	10	11	12	13	14	15	16	17	18	19	20	21	22	23	24
Internet Subscription Expenses	50205030 00	3,228,000.00		3,228,000.00	3,228,000.00				3,228,000.00	207,110.00				207,110.00	172,514.00				172,514.00	-	3,020,890.00	9,000.00	25,596.00
Cable, Satellite, Telegraph and Radio Expenses	50205040 00	278,000.00		278,000.00	278,000.00				278,000.00	50,780.00				50,780.00	47,780.00				47,780.00	-	227,220.00	3,000.00	
Awards/Rewards and Prizes	50205000 00																						
Awards/Rewards Expenses	50205010 01	1,200,000.00		1,200,000.00	1,200,000.00				1,200,000.00	78,250.00				78,250.00	46,250.00				46,250.00	-	1,121,750.00	32,000.00	
Confidential, Intelligence and Extraordinary Expenses	50210000 00																						
Extraordinary and Miscellaneous Expenses	50210030 00	118,000.00		118,000.00	118,000.00				118,000.00	28,572.63				28,572.63	1,077.63				1,077.63	-	89,427.37		27,495.00
Professional Services	50211000 00																						
Legal Services	50211010 00	1,300,000.00		1,300,000.00	1,300,000.00				1,300,000.00	47,000.00				47,000.00	26,800.00				26,800.00	-	1,253,000.00	20,200.00	
ICT Consultancy	50211020 00	1,050,000.00		1,050,000.00	1,050,000.00				1,050,000.00											-	1,050,000.00		
Consultancy Services	50211030 00	3,920,000.00		3,920,000.00	3,920,000.00				3,920,000.00											-	3,920,000.00		
Other Professional Services	50211990 00	13,050,000.00		13,050,000.00	13,050,000.00				13,050,000.00	4,757,100.00				4,757,100.00	4,259,000.00				4,259,000.00	-	8,292,900.00	478,100.00	20,000.00
General Services	50212000 00																						
Janitorial Services	50212020 00	2,100,000.00		2,100,000.00	2,100,000.00				2,100,000.00	651,556.68				651,556.68	606,386.23				606,386.23	-	1,448,443.32	45,000.00	170.45
Security Services	50212030 00	3,773,000.00		3,773,000.00	3,773,000.00				3,773,000.00	669,000.00				669,000.00	633,000.00				633,000.00	-	3,104,000.00	36,000.00	
Other General Services	50212990 00	6,900,000.00		6,900,000.00	6,900,000.00				6,900,000.00	1,224,497.00				1,224,497.00	1,136,547.00				1,136,547.00	-	5,675,503.00	88,000.00	(50.00)
Repairs and Maintenance (RM)	50213000 00																						
RM - Land Improvements	50213020 00	2,091,000.00		2,091,000.00	2,091,000.00				2,091,000.00											-	2,091,000.00		
RM - Buildings and Other Structures	50213040 00	5,249,000.00		5,249,000.00	5,249,000.00				5,249,000.00	1,275,010.00				1,275,010.00	1,275,010.00				1,275,010.00	-	3,973,990.00		
RM - Machinery and Equipment	50213050 00																			-			
Office Equipment	50213050 02	754,000.00		754,000.00	754,000.00				754,000.00	221,000.00				221,000.00	221,000.00				221,000.00	-	533,000.00		
ICT Equipment	50213050 03	1,046,000.00		1,046,000.00	1,046,000.00				1,046,000.00	171,628.00				171,628.00	156,628.00				156,628.00	-	874,372.00	15,000.00	
Technical and Scientific Equipment	50213050 14	3,450,000.00		3,450,000.00	3,450,000.00				3,450,000.00											-	3,450,000.00		
Other Machinery and Equipment	50213050 99	3,015,000.00		3,015,000.00	3,015,000.00				3,015,000.00	1,253,900.00				1,253,900.00	842,900.00				842,900.00	-	1,761,100.00	345,000.00	66,000.00
RM - Transportation Equipment	50213060 00																			-			
Motor Vehicles	50213060 01	6,472,000.00		6,472,000.00	6,472,000.00				6,472,000.00	2,453,519.41				2,453,519.41	1,965,932.95				1,965,932.95	-	4,018,480.59	446,716.63	40,869.83
RM - Furniture and Fixtures	50213070 00	433,000.00		433,000.00	433,000.00				433,000.00	41,000.00				41,000.00	41,000.00				41,000.00	-	392,000.00		
RM - Other Property, Plant and Equipment	50213990 99	881,000.00		881,000.00	881,000.00				881,000.00											-	881,000.00		
Taxes, Insurance Premiums and Other Fees	50215000 00																						
Taxes, Duties and Licenses	50215010 01	2,220,000.00		2,220,000.00	2,220,000.00				2,220,000.00	114,071.69				114,071.69	114,071.69				114,071.69	-	2,105,928.31		
Fidelity Bond Premiums	50215020 00	170,000.00		170,000.00	170,000.00				170,000.00	10,625.00				10,625.00	10,625.00				10,625.00	-	159,375.00		
Insurance Expenses	50215030 00	8,180,000.00		8,180,000.00	8,180,000.00				8,180,000.00	2,058,283.58				2,058,283.58	2,049,283.49				2,049,283.49	-	6,121,716.42	9,000.00	0.00
Labor and Wages	50216000 00																						
Labor and Wages	50216010 00	33,020,000.00		33,020,000.00	33,020,000.00				33,020,000.00	21,997,906.94				21,997,906.94	16,426,787.79				16,426,787.79	-	11,022,093.06	3,349,986.61	2,221,132.54
Other Maintenance and Operating Expenses	50299000 00																						
Advertising Expenses	50299010 00	728,000.00		728,000.00	728,000.00				728,000.00	220,534.80				220,534.80	220,524.80				220,524.80	-	507,465.20		10.00
Printing and Publication Expenses	50299020 00	3,842,000.00		3,842,000.00	3,842,000.00				3,842,000.00	309,337.50				309,337.50	72,250.00				72,250.00	-	3,532,662.50	48,287.50	188,800.00
Representation Expenses	50299030 00	1,637,000.00		1,637,000.00	1,637,000.00				1,637,000.00	508,058.08				508,058.08	509,178.80				509,178.80	-	1,128,941.92	18,731.00	(19,851.72)
Transportation and Delivery Expenses	50299040 00	3,258,000.00		3,258,000.00	3,258,000.00				3,258,000.00	401,535.61				401,535.61	386,535.61				386,535.61	-	2,856,464.39	15,000.00	
Rent/Lease Expenses	50299050 00																			-			
Rents - Buildings and Structures	50299050 01	1,342,000.00		1,342,000.00	1,342,000.00				1,342,000.00	445,484.89				445,484.89	436,484.89				436,484.89	-	896,515.11	9,000.00	
Rents - Land	50299050 02	2,040,000.00		2,040,000.00	2,040,000.00				2,040,000.00											-	2,040,000.00		
Rents - Motor Vehicle	50299050 03	100,000.00		100,000.00	100,000.00				100,000.00											-	100,000.00		
Rents - Equipment	50299050 04	2,135,000.00		2,135,000.00	2,135,000.00				2,135,000.00	330,727.28				330,727.28	330,727.28				330,727.28	-	1,804,272.72		
Membership Dues and Contributions to Org.	50299060 00	913,000.00		913,000.00	913,000.00				913,000.00	403,000.00				403,000.00	403,000.00				403,000.00	-	510,000.00		
ICT Software Subscription	50299070 00	460,000.00		460,000.00	460,000.00				460,000.00											-	460,000.00		
Subscription Expenses	50299070 00	1,919,000.00		1,919,000.00	1,919,000.00				1,919,000.00	22,065.08				22,065.08	13,508.00				13,508.00	-	1,896,934.92		8,557.08
Other MOOE	50299990 99	2,046,000.00		2,046,000.00	2,046,000.00				2,046,000.00	263,584.43				263,584.43	263,584.43				263,584.43	-	1,782,415.57		
Financial Expenses	50300000 00																						
Capital Outlays		89,421,000.00		89,421,000.00	89,421,000.00				89,421,000.00	11,984,045.56				11,984,045.56	136,045.56				136,045.56	-	77,436,954.44		11,848,000.00
Buildings and Other Structures Outlay	50604040 00																						
Other Structures	50604040 99	45,542,000.00		45,542,000.00	45,542,000.00				45,542,000.00														

SUMMARY OF APPROPRIATIONS, ALLOTMENTS, OBLIGATIONS, DISBURSEMENTS AND BALANCES BY OBJECT OF EXPENDITURES
As of the Quarter Ending March 31, 2016

Department : Department of Agriculture
 Agency : Philippine Carabao Center
 Operating Unit :
 Organizational Code (UACS) : 05010000000
 Funding Source Code : 01102101

	Current Year Appropriations
	Supplemental Appropriations
x	Continuing Appropriations

Particulars	UACS Code	Appropriations			Allotments			Current Year Obligations				TOTAL	Current Year Disbursements				TOTAL	Balances					
		Authorized Appropriation	Adjustments (Transfer, To/From, Reallignment)	Adjusted Appropriations	Allotments Received	Adjustments (Withdrawal, Realignment/ Augmentation)	Transfer to	Transfer From	Adjusted Total Allotments	1st Quarter Ending March 31	2nd Quarter Ending June 30		3rd Quarter Ending September 30	4th Quarter Ending December 31	1st Quarter Ending March 31	2nd Quarter Ending June 30		3rd Quarter Ending September 30	4th Quarter Ending December 31	Unreleased Appropriation	Unobligated Allotments	Unpaid Obligations (15-20)=(23+24)	
																						Due and Demandable	Not Yet Due and Demandable
1	2	3	4	5	6	7	8	9	10	11	12	13	14	15	16	17	18	19	20	21	22	23	24
SUMMARY																							
A. AGENCY SPECIFIC BUDGET																							
Personnel Services	50100000 00	-	-	-	-	-	-	-	-	-	-	-	-	-	-	-	-	-	-	-	-	-	-
Maintenance and Other Operating Expenses	50200000 00	12,462,149.29	-	12,462,149.29	12,462,149.29	(0.00)	-	-	12,462,149.29	2,922,989.26	-	-	-	2,922,989.26	2,773,903.26	-	-	-	2,773,903.26	-	9,539,160.03	80,441.00	88,645.00
Traveling Expenses	50201000 00																						
Traveling Expenses - Local	50201010 00	1,200,943.76	453.50	1,201,397.26	1,200,943.76	453.50			1,201,397.26	101,909.00				101,909.00	98,314.00				98,314.00		1,099,488.26		3,595.00
Traveling Expenses - Foreign	50201020 00	850,651.72		850,651.72	850,651.72				850,651.72	96,902.94				96,902.94	96,902.94				96,902.94		753,748.78		
Training and Scholarship Expenses	50202000 00																						
Training Expenses	50202010 00	633,915.37		633,915.37	633,915.37				633,915.37	360,405.00				360,405.00	305,665.00				305,665.00		273,510.37	16,250.00	38,490.00
Supplies and Materials Expenses	50203000 00																						
Office Supplies Expenses	50203010 00	265,157.41	(99,862.57)	165,294.84	265,157.41	(99,862.57)			165,294.84	22,267.98				22,267.98	22,267.98				22,267.98		143,026.86		
Animal/Zoological Supplies Expenses	50203040 00	784,334.50	(64,191.00)	720,143.50	784,334.50	(64,191.00)			720,143.50												720,143.50		
Medical, Dental and Laboratory Supplies Expenses	50203080 00	200,000.00	374,466.51	574,466.51	200,000.00	374,466.51			574,466.51	479,916.45				479,916.45	479,856.45				479,856.45		94,550.06		60.00
Fuel, Oil and Lubricants Expenses	50203090 00	705,663.65		705,663.65	705,663.65				705,663.65												705,663.65		
Other Supplies and Materials Expenses	50203990 00	159,580.00	41,633.40	201,213.40	159,580.00	41,633.40			201,213.40	65,809.00				65,809.00	1,618.00				1,618.00		135,404.40	64,191.00	
Utility Expenses	50204000 00																						
Water Expenses	50204010 00	159,658.85		159,658.85	159,658.85				159,658.85	1,894.21				1,894.21	1,894.21				1,894.21		157,764.64		
Electricity Expenses	50204020 00	2,165,847.23		2,165,847.23	2,165,847.23				2,165,847.23	29,673.49				29,673.49	29,673.49				29,673.49		2,136,173.74		
Communication Expenses	50205000 00																						
Postage and Courier Services	50205010 00	62,975.22		62,975.22	62,975.22				62,975.22	19,105.00				19,105.00	19,105.00				19,105.00		43,870.22		
Telephone Expenses	50205020 00																						
Mobile	50205020 01	214,873.05	373.10	215,246.15	214,873.05	373.10			215,246.15	34,090.10				34,090.10	34,090.10				34,090.10		181,156.05		
Landline	50205020 02	243,700.47	(373.10)	243,327.37	243,700.47	(373.10)			243,327.37	14,536.25				14,536.25	14,536.25				14,536.25		228,791.12		
Internet expenses	50205030 00	84,553.03		84,553.03	84,553.03				84,553.03	24,999.00				24,999.00	23,399.00				23,399.00		58,554.03		1,500.00
Awards/Rewards and Prizes	50206000 00																						
Awards/Rewards Expenses	50206010 01																						
Confidential, Intelligence and Extraordinary Expenses	50210000 00																						
Extraordinary and Miscellaneous Expenses	50210030 00	94,308.00		94,308.00	94,308.00				94,308.00												94,308.00		
Professional Services	50211000 00																						
Legal Services	50211010 00	2,200.00		2,200.00	2,200.00				2,200.00	300.00				300.00	300.00				300.00		1,900.00		
Consultancy Services	50211030 00	307,424.58	(7,256.00)	300,168.58	307,424.58	(7,256.00)			300,168.58												300,168.58		
Other Professional Services	50211990 00	934,358.00	525,356.00	1,459,714.00	934,358.00	525,356.00			1,459,714.00	1,330,656.00				1,330,656.00	1,305,756.00				1,305,756.00		129,058.00		24,900.00
General Services	50212000 00																						
Janitorial Services	50212020 00																						
Security Services	50212030 00																						
Other General Services	50212990 00	13,780.00	13,557.38	27,337.38	13,780.00	13,557.38			27,337.38	27,337.38				27,337.38	27,337.38				27,337.38				
Repairs and Maintenance (RM)	50213000 00																						
RM - Land Improvements	50213020 00																						
RM - Buildings and Other Structures	50213040 00																						
Other Structure	50213040 99	874,000.00	(874,000.00)	-	874,000.00	(874,000.00)			-														
RM - Machinery and Equipment	50213050 00																						
Office Equipment	50213050 02	178,469.00		178,469.00	178,469.00				178,469.00												178,469.00		
ICT Equipment	50213050 03																						
Technical & Scientific Equipment	50213050 14	657,539.00		657,539.00	657,539.00				657,539.00												657,539.00		
Other Machines & Equipment	50213050 99																						
RM - Transportation Equipment	50213060 00																						
Motor Vehicles	50213060 01	572,648.00		572,648.00	572,648.00				572,648.00												572,648.00		
RM - Furniture and Fixtures	50213070 00																						
RM - Other Property, Plant and Equipment	50213990 99																						

L Sen A

