


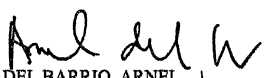
QUARTERLY REPORT OF REVENUE AND OTHER RECEIPTS
As of the Quarter Ending December 31, 2017
(In Pesos)

Department: Department of Agriculture (DA)			Agency: Philippine Carabao Center					Report Status: SUBMITTED					
Operating Unit: N/A			Organization Code (UACS): 06010000000										
CLASSIFICATION / SOURCES OF REVENUE AND OTHER RECEIPTS	UACS Code	REVENUE TARGET (Annual)	ACTUAL REVENUE AND OTHER RECEIPTS COLLECTIONS					CUMULATIVE REMITTANCE / DEPOSITS TO DATE			VARIANCE		REMARKS
			1st Quarter	2nd Quarter	3rd Quarter	4th Quarter	TOTAL	Remittance to BTr	Deposited with AGDB	Total	Amount	%	
1	2	3	4	5	6	7	8=(4+5+6+7)	9	10	11=(9+10)	12=(8-9)	13=(12/3)	14
General Fund (formerly Fund 101)													
Others	4020221099	90,000.00				247,469.54	247,469.54	53,266.76	184,183.78	247,469.54	167,469.54	1.76	Interest Income
Other Gains	4050199000	2,182,000.00	89,863.25	66,588.61	289,203.20	2,139,764.21	2,545,419.27	2,338,749.50	208,669.77	2,545,419.27	363,419.27	0.17	Liquidated Damages, sales of used sacks, used tires, scrap mat. and LN2 refill(recorded as Misc. Income)
Special Account in the General Fund (formerly Fund 105, 183, 401, 181-159)													
Off-Budget Accounts (formerly Fund 181 to 184, etc.)													
Others	4020221099	150,000.00				125,378.98	125,378.98	31,110.21	94,268.77	125,378.98	(24,621.02)	-0.16	Interest Income
Other Business Income	4020299099	105,082,000.00	18,545,041.60	32,405,300.46	23,199,984.29	29,571,551.13	103,721,907.48		103,721,807.48	103,721,907.48	(1,350,092.52)	-0.01	Revolving Fund (sales of milk and milk products) RA 7307
Other Gains	4050199000	30,000.00	256.53	8,597.71	7,554.09	16,408.33	32,816.66		32,816.66	32,816.66	2,816.66	0.09	Liquidated Damages (recorded as Miscellaneous Income)
Custodial Funds (formerly Fund 101-184, 187)													
TOTAL		107,534,000.00	18,815,161.38	32,480,486.78	23,476,741.68	32,100,602.19	106,672,991.89	2,423,145.46	104,249,846.47	106,672,991.83	(661,006.07)	-0.01	

Certified Correct:


RIVERA CHERRY PEARL
 Agency Chief Accountant
 Date: 29/Jan/2018

Approved By:


DEL BARRIO, ARNEL
 Head of Agency/Department Secretary
 Date: 29/Jan/2018

QUARTERLY REPORT OF REVENUE AND OTHER RECEIPTS

As of the Quarter Ending September 30, 2017

(In Pesos)

Department: Department of Agriculture (DA)			Agency: Philippine Carabao Center					Report Status: SUBMITTED						
Operating Unit: N/A			Organization Code (UACS): 050100000000											
CLASSIFICATION / SOURCES OF REVENUE AND OTHER RECEIPTS	UACS Code	REVENUE TARGET (Annual)	ACTUAL REVENUE AND OTHER RECEIPTS COLLECTIONS					CUMULATIVE REMITTANCE /DEPOSITS TO DATE			VARIANCE		REMARKS	
			1st Quarter	2nd Quarter	3rd Quarter	4th Quarter	TOTAL	Remittance to BTr	Deposited with AGDB	Total	Amount	%		
1	2	3	4	5	6	7	8=(4+5+6+7)	9	10	11=(9+10)	12=(8-3)	13=(12/3)	14	
General Fund (formerly Fund 101)														
Others	4020221099	90,000.00										(90,000.00)	-1	Interest Income
Other Gains	4050199000	2,182,000.00	69,863.25	66,588.61	269,203.20		405,655.06	194,040.87	211,614.19	405,655.06	(1,776,344.94)	-0.81	Liquidated Damages, sales of used sacks, used tires and scrap materials(recorded as Miscellaneous Income)	
Special Account in the General Fund (formerly Fund 105, 183, 401, 151-159)														
Off-Budget Accounts (formerly Fund 161 to 164, etc.)														
Others	4020221099	150,000.00										(150,000.00)	-1	Interest Income
Other Business Income	4020299099	105,082,000.00	18,545,041.60	32,405,300.46	23,199,984.29		74,150,326.35		74,150,326.35	74,150,326.35	(30,931,673.65)	-0.29	Revolving Fund (sales of milk and milk products) RA 7307	
Other Gains	4050199000	30,000.00	256.53	8,597.71	7,554.09		16,408.33		16,408.33	16,408.33	(13,591.67)	-0.45	Liquidated Damages (recorded as Miscellaneous Income)	
Custodial Funds (formerly Fund 101-184, 187)														
TOTAL		107,534,000.00	18,615,161.38	32,480,486.78	23,476,741.58		74,572,389.74	194,040.87	74,378,348.87	74,572,389.74	(32,961,610.26)	-0.31		

Certified Correct:


RIVERA, CHERRY PEARL

Agency Chief Accountant

Date: 27/Oct/2017

Approved By:


BARRIO, ARNEL

Head of Agency/Department Secretary

Date: 27/Oct/2017

QUARTERLY REPORT OF REVENUE AND OTHER RECEIPTS
As of the Quarter Ending June 30, 2017
(In Pesos)

Department: Department of Agriculture (DA)			Agency: Philippine Carabao Center					Report Status: SUBMITTED					
Operating Unit: N/A			Organization Code (UACS): 050100000000										
CLASSIFICATION / SOURCES OF REVENUE AND OTHER RECEIPTS	UACS Code	REVENUE TARGET (Annual)	ACTUAL REVENUE AND OTHER RECEIPTS COLLECTIONS					CUMULATIVE REMITTANCE /DEPOSITS TO DATE			VARIANCE		REMARKS
			1st Quarter	2nd Quarter	3rd Quarter	4th Quarter	TOTAL	Remittance to BTr	Deposited with AGDB	Total	Amount	%	
1	2	3	4	5	6	7	8=(4+5+6+7)	9	10	11=(9+10)	12=(8-3)	13=(12/3)	14
General Fund (formerly Fund 101)													
Others	4020221099	90,000.00									(90,000.00)	-1	Interest Income
Other Gains	4050199000	2,182,000.00	69,863.25	66,588.61			136,451.86	54,145.65	82,306.21	136,451.86	(2,045,548.14)	-0.94	Liquidated Damages, sales of used sacks, used tires and scrap materials(recorded as Miscellaneous Income)
Special Account in the General Fund (formerly Fund 105, 183, 401, 151-159)													
Off-Budget Accounts (formerly Fund 161 to 164, etc.)													
Others	4020221099	150,000.00									(150,000.00)	-1	Interest Income
Other Business Income	4020299099	105,082,000.00	18,545,041.60	32,405,300.46			50,950,342.06		50,950,342.06	50,950,342.06	(54,131,657.94)	-0.52	Revolving Fund (sales of milk and milk products) RA 7307
Other Gains	4050199000	30,000.00	256.53	8,597.71			8,854.24		8,854.24	8,854.24	(21,145.76)	-0.7	Liquidated Damages (recorded as Miscellaneous Income)
Custodial Funds (formerly Fund 101-184, 187)													
TOTAL		107,534,000.00	18,615,161.38	32,480,466.78			51,095,648.16	54,145.65	51,041,502.51	51,095,648.16	(56,438,351.84)	-0.52	

Certified Correct:


RIVERA, CHERRY PEARL
 Agency Chief Accountant
 Date: 19/Jul/2017

Approved By:


DEL BARRIO, ARNEL
 Head of Agency/Department Secretary
 Date: 19/Jul/2017


QUARTERLY REPORT OF REVENUE AND OTHER RECEIPTS
As of the Quarter Ending March 31, 2017
(In Pesos)

Department: Department of Agriculture (DA)			Agency: Philippine Carabao Center					Report Status: SUBMITTED						
Operating Unit: N/A			Organization Code (UACS): 050100000000											
CLASSIFICATION / SOURCES OF REVENUE AND OTHER RECEIPTS	UACS Code	REVENUE TARGET (Annual)	ACTUAL REVENUE AND OTHER RECEIPTS COLLECTIONS					CUMULATIVE REMITTANCE /DEPOSITS TO DATE			VARIANCE		REMARKS	
			1st Quarter	2nd Quarter	3rd Quarter	4th Quarter	TOTAL	Remittance to BTr	Deposited with AGDB	Total	Amount	%		
1	2	3	4	5	6	7	8=(4+5+6+7)	9	10	11=(9+10)	12=(8-3)	13=(12/3)	14	
General Fund (formerly Fund 101)														
Others	4020221099	80,000.00									(80,000.00)		-1	Interest Income
Other Gains	4050199000	2,182,000.00	69,863.25				69,863.25	2,600.00	67,263.25	69,863.25	(2,112,136.75)		-0.97	Liquidated Damages and sales of used sacks (recorded as Miscellaneous Income)
Special Account in the General Fund (formerly Fund 105, 183, 401, 151-159)														
Off-Budget Accounts (formerly Fund 161 to 164, etc.)														
Others	4020221099	150,000.00									(150,000.00)		-1	Interest Income
Other Business Income	4020299099	105,082,000.00	18,545,041.60				18,545,041.60		18,545,041.60	18,545,041.60	(86,536,958.40)		-0.82	Revolving Fund (sales of milk and milk products) RA 7307
Other Gains	4050199000	30,000.00	256.53				256.53		256.53	256.53	(29,743.47)		-0.99	Liquidated Damages (recorded as Miscellaneous Income)
Custodial Funds (formerly Fund 101-184, 187)														
TOTAL		107,534,000.00	18,615,161.38				18,615,161.38	2,600.00	18,612,561.38	18,615,161.38	(88,918,838.62)		-0.83	

Certified Correct:


RIVERA, CHERRY PEARL
 Agency Chief Accountant
 Date: 25/Apr/2017

Approved By:


DEL BARRIO, ARNEL
 Head of Agency/Department Secretary
 Date: 25/Apr/2017

QUARTERLY PHYSICAL REPORT OF OPERATION
As of March 31, 2017


Department : Department of Agriculture
Agency : Philippine Carabao Center
Operating Unit :
Organizational Code (UACS) : 050100000000

x
Current Year Appropriations
Supplemental Appropriations
Continuing Appropriations
Off-Budget Account

PARTICULARS	UACS CODE	PHYSICAL TARGETS (CY 2016)					PHYSICAL ACCOMPLISHMENTS					Variance for the Quarter ending March 31, 2017	P
		1ST	2ND	3RD	4TH	Total	1ST	2ND	3RD	4TH	Total		
1	2	3	4	5	6	7=(3+4+5+6)	8	9	10	11	12=(8+9+10+11)	13	
PROGRAMS													
Poverty Reduction and Empowerment of the Poor and Vulnerable KRA2													
Beneficiaries directly provided with support facilities		13,669	31,216	53,994	91,121	190,000	39,700				39,700	26,031	
Quality: % of clients who rate the technical advisory service as satisfactory or better			85%		85%	85%						-	
Timeliness: % of farmers' requests for technical assistance responded to within 3 days			90%		90%	90%						-	
A. Genetic Improvement Program													
1. Fast Track Dairy Herd Build-up													
a. Semen straws distributed		57,500	57,500	57,500	57,500	230,000	54,165				54,165	(3,335)	
B. Production related R&D													
1. Research facilities													
a. Upgraded		6	6	6	6	6	6				6	-	
b. Maintained		4	4	4	4	4	4				4	-	
2. On-going research projects/studies		37	37	37	37	148	37				37	-	
3. New research projects/studies		5	5	8	5	23	5				5	-	
4. Completed researches		5	5	5	5	20	6				5	-	
5. ICT													
a. Info/database system developed		6	6	6	6	6	6				6	-	
b. ICT facilities maintained		3	3	3	3	3	3				3	-	
1.2 Market Development Services													
Increase in no. of organized groups engaged in carabao-based enterprises from previous year												-	
Increase in sales of carabao-based products												-	
OUTPUT INDICATORS													
Organized groups provided with marketing assistance		189	189	189	189	170	140				189	(49)	
INPUT INDICATORS													
Provision of relevant measures to strengthen organization and marketing capacities of coops and farmer groups to engaged in viable carabao-based enterprises												-	

PARTICULARS	UACS CODE	PHYSICAL TARGETS (CY 2016)					PHYSICAL ACCOMPLISHMENTS					Variance for the Quarter ending March 31, 2017	P
		1ST	2ND	3RD	4TH	Total	1ST	2ND	3RD	4TH	Total		
1	2	3	4	5	6	7={3+4+5+6}	8	9	10	11	12={8+9+10+11}	13	
A. Farmer-cooperatives/groups maintained													
1. volume of milk produced		563,958	1,038,869	742,049	623,322	2,968,198	422,962				422,962	(140,996)	
2. value of products sold		32,556,093	59,971,751	42,836,965	35,983,051	171,347,860	31,545,970				31,545,970	(1,010,123)	
B. Farmers/group members directly benefitted		4,142	4,142	4,142	4,142	4,215	3,883				3,883	(259)	
1.3 Extension Support, Education and Training Services													
Increase in no. of trainees/clients													
OUTPUT INDICATORS													
A. Participants trained													
1. Farmers		1,363	2,721	4,081	5,442	13,607	5,876				5,876	4,513	
2. Extension personnel		100	100	100	100	400	315				315	215	
Quantity: No. of individuals trained		1,463	2,821	4,181	5,542	14,007	6,191				6,191	4,728	
Quality: % of training courses attendees who rate the training as good or better						85%							
Timeliness: % of training completed as scheduled						90%							
B. Adoption rate													
1. Training					1	88%							
2. Technology demonstration					1	88%							
1.4 Other Infrastructure & PostHarvest Development Services													
A. Post Harvest Facilities		2	2	2	2	2	2				2	-	
B. Bull Farm		1	1	1	1	1	1				1	-	
1.5: Plans and policies developed, implemented, monitored and evaluated													
A. Evaluation studies conducted					1	2					2	-	
B. Policy Formulation and Advocacy Services													
a. Plans, Programs and projects approved and endorsed				2	2	4						-	
b. Stakeholders'/public consultations and workshops conducted		1	1	1	1	4	1				1	-	

Prepared by:


LIZA G. BATTAD
 Chief, PIMD

Approved by:


ARNEL N. DEL BARRIO
 Executive Director