

**SUMMARY OF APPROPRIATIONS, ALLOTMENTS, OBLIGATIONS, DISBURSEMENTS AND BALANCES BY OBJECT OF EXPENDITURES**  
As at the Quarter Ending June 30, 2020

Department : Department of Agriculture (DA)  
 Agency : Philippine Carabao Center  
 Operating Unit : < not applicable >  
 Organization Code : 05 010 0000000  
 Fund Cluster : 01 Regular Agency Fund  
 (e.g. UACS Fund Cluster: 01-Regular Agency Fund, 02-Foreign Assisted Projects Fund, 03-Special Account-Locally Funded/Domestic Grants Fund, and 04-Special Account-Foreign Assisted/Foreign Grants Fund)

X	Current Year Appropriations
	Supplemental
	Continuing Appropriations

Particulars	UACS CODE	Appropriations					Allotments			Obligations				Disbursements				Balances					
		Authorized Appropriations	Adjustments (Transfer To/From, Modifications/ Augmentations)	Adjusted Appropriations	Allotments Received	Adjustments (Reductions, Modifications/ Augmentations)	Transfer To	Transfer From	Adjusted Allotments	1st Quarter Ending March 31	2nd Quarter Ending June 30	3rd Quarter Ending Sept. 30	4th Quarter Ending Dec. 31	TOTAL	1st Quarter Ending March 31	2nd Quarter Ending June 30	3rd Quarter Ending Sept. 30	4th Quarter Ending Dec. 31	TOTAL	Unreleased Appropriations	Unobligated Allotments	Unpaid Obligations (15-20)=(23+24)	
		3	4	5=(3+4)	6	7	8	9	10=[(6+(-7) -8+9)]	11	12	13	14	15=(11+12+13+14)	16	17	18	19	20=(16+17+18+19)	21=(5-10)	22=(10-15)	23	24
SUMMARY		597,383,000.00	(3,656,395.00)	593,726,605.00	426,203,707.00	(3,746,895.00)	0.00	0.00	422,456,812.00	165,948,785.29	117,067,400.47	0.00	0.00	283,016,185.76	84,533,311.28	154,821,349.23	0.00	0.00	239,354,686.51	171,269,793.00	139,440,626.24	239,156.08	43,422,369.17
A. AGENCY SPECIFIC BUDGET		587,105,000.00	0.00	587,105,000.00	415,835,207.00	0.00	0.00	0.00	415,835,207.00	162,889,908.06	117,153,918.24	0.00	0.00	280,043,826.30	81,518,663.17	154,863,837.88	0.00	0.00	236,382,301.05	171,269,793.00	135,791,380.70	239,156.08	43,422,369.17
Personnel Services		122,442,000.00	0.00	122,442,000.00	122,442,000.00	0.00	0.00	0.00	122,442,000.00	29,687,980.88	39,451,934.21	0.00	0.00	69,139,915.09	28,528,458.77	40,372,300.24	0.00	0.00	68,900,759.01	0.00	53,302,084.91	239,156.08	0.00
Salaries and Wages	5010100000	85,643,000.00	(3,374,987.66)	82,268,012.34	85,643,000.00	(3,374,987.66)	0.00	0.00	82,268,012.34	25,442,546.63	25,407,647.93	0.00	0.00	50,850,194.56	24,623,853.19	25,987,185.29	0.00	0.00	50,811,038.48	0.00	31,417,817.78	239,156.08	0.00
Salaries and Wages - Regular	5010101000	85,643,000.00	(3,374,987.66)	82,268,012.34	85,643,000.00	(3,374,987.66)	0.00	0.00	82,268,012.34	25,442,546.63	25,407,647.93	0.00	0.00	50,850,194.56	24,623,853.19	25,987,185.29	0.00	0.00	50,811,038.48	0.00	31,417,817.78	239,156.08	0.00
Basic Salary - Civilian	5010101001	85,643,000.00	(3,374,987.66)	82,268,012.34	85,643,000.00	(3,374,987.66)	0.00	0.00	82,268,012.34	25,442,546.63	25,407,647.93	0.00	0.00	50,850,194.56	24,623,853.19	25,987,185.29	0.00	0.00	50,811,038.48	0.00	31,417,817.78	239,156.08	0.00
Other Compensation	5010200000	34,089,000.00	221,000.00	34,310,000.00	34,089,000.00	221,000.00	0.00	0.00	34,310,000.00	3,023,818.18	10,191,762.00	0.00	0.00	13,215,580.18	2,806,318.18	10,409,282.00	0.00	0.00	13,215,580.18	0.00	21,094,419.82	0.00	0.00
Personal Economic Relief Allowance (PERA)	5010201000	4,728,000.00	0.00	4,728,000.00	4,728,000.00	0.00	0.00	0.00	4,728,000.00	1,380,636.36	1,356,000.00	0.00	0.00	2,736,636.36	1,352,636.36	1,384,000.00	0.00	0.00	2,736,636.36	0.00	1,991,363.84	0.00	0.00
PERA - Civilian	5010201001	4,728,000.00	0.00	4,728,000.00	4,728,000.00	0.00	0.00	0.00	4,728,000.00	1,380,636.36	1,356,000.00	0.00	0.00	2,736,636.36	1,352,636.36	1,384,000.00	0.00	0.00	2,736,636.36	0.00	1,991,363.84	0.00	0.00
Representation Allowance (RA)	5010202000	1,074,000.00	110,500.00	1,184,500.00	1,074,000.00	110,500.00	0.00	0.00	1,184,500.00	502,590.91	474,500.00	0.00	0.00	977,090.91	441,090.91	536,000.00	0.00	0.00	977,090.91	0.00	207,409.09	0.00	0.00
Transportation Allowance (TA)	5010203000	1,074,000.00	110,500.00	1,184,500.00	1,074,000.00	110,500.00	0.00	0.00	1,184,500.00	432,590.91	422,000.00	0.00	0.00	854,590.91	388,590.91	466,000.00	0.00	0.00	854,590.91	0.00	329,909.09	0.00	0.00
Transportation Allowance (TA)	5010203001	1,074,000.00	110,500.00	1,184,500.00	1,074,000.00	110,500.00	0.00	0.00	1,184,500.00	432,590.91	422,000.00	0.00	0.00	854,590.91	388,590.91	466,000.00	0.00	0.00	854,590.91	0.00	329,909.09	0.00	0.00
Clothing/Uniform Allowance	5010204000	1,182,000.00	0.00	1,182,000.00	1,182,000.00	0.00	0.00	0.00	1,182,000.00	708,000.00	348,000.00	0.00	0.00	1,056,000.00	624,000.00	432,000.00	0.00	0.00	1,056,000.00	0.00	126,000.00	0.00	0.00
Clothing/Uniform Allowance - Civilian	5010204001	1,182,000.00	0.00	1,182,000.00	1,182,000.00	0.00	0.00	0.00	1,182,000.00	708,000.00	348,000.00	0.00	0.00	1,056,000.00	624,000.00	432,000.00	0.00	0.00	1,056,000.00	0.00	126,000.00	0.00	0.00
Laundry Allowance ( LA )	5010206000	564,000.00	0.00	564,000.00	564,000.00	0.00	0.00	0.00	564,000.00	0.00	0.00	0.00	0.00	0.00	0.00	0.00	0.00	0.00	0.00	0.00	564,000.00	0.00	0.00
Laundry Allowance - Magna Carta Benefits for Science and Technology under R.A. 8439	5010206003	564,000.00	0.00	564,000.00	564,000.00	0.00	0.00	0.00	564,000.00	0.00	0.00	0.00	0.00	0.00	0.00	0.00	0.00	0.00	0.00	0.00	564,000.00	0.00	0.00
HIP - Magna Carta Benefits for Science and Technology under R.A. 8439	5010211000	9,223,000.00	0.00	9,223,000.00	9,223,000.00	0.00	0.00	0.00	9,223,000.00	0.00	838,750.00	0.00	0.00	838,750.00	0.00	838,750.00	0.00	0.00	838,750.00	0.00	8,384,250.00	0.00	0.00
Year End Bonus	5010214000	7,137,000.00	0.00	7,137,000.00	7,137,000.00	0.00	0.00	0.00	7,137,000.00	0.00	0.00	0.00	0.00	0.00	0.00	0.00	0.00	0.00	0.00	0.00	7,137,000.00	0.00	0.00
Bonus - Civilian	5010214001	7,137,000.00	0.00	7,137,000.00	7,137,000.00	0.00	0.00	0.00	7,137,000.00	0.00	0.00	0.00	0.00	0.00	0.00	0.00	0.00	0.00	0.00	0.00	7,137,000.00	0.00	0.00
Cash Gift	5010215000	985,000.00	0.00	985,000.00	985,000.00	0.00	0.00	0.00	985,000.00	0.00	0.00	0.00	0.00	0.00	0.00	0.00	0.00	0.00	0.00	0.00	985,000.00	0.00	0.00
Cash Gift - Civilian	5010215001	985,000.00	0.00	985,000.00	985,000.00	0.00	0.00	0.00	985,000.00	0.00	0.00	0.00	0.00	0.00	0.00	0.00	0.00	0.00	0.00	0.00	985,000.00	0.00	0.00
Other Bonuses and Allowances	5010299000	8,122,000.00	0.00	8,122,000.00	8,122,000.00	0.00	0.00	0.00	8,122,000.00	0.00	6,752,512.00	0.00	0.00	6,752,512.00	0.00	6,752,512.00	0.00	0.00	6,752,512.00	0.00	1,369,488.00	0.00	0.00
Productivity Enhancement Incentive - Civilian	5010299012	985,000.00	0.00	985,000.00	985,000.00	0.00	0.00	0.00	985,000.00	0.00	0.00	0.00	0.00	0.00	0.00	0.00	0.00	0.00	0.00	0.00	985,000.00	0.00	0.00
Mid-Year Bonus - Civilian	5010299038	7,137,000.00	0.00	7,137,000.00	7,137,000.00	0.00	0.00	0.00	7,137,000.00	0.00	6,752,512.00	0.00	0.00	6,752,512.00	0.00	6,752,512.00	0.00	0.00	6,752,512.00	0.00	384,488.00	0.00	0.00
Personnel Benefit Contributions	5010300000	1,394,000.00	0.00	1,394,000.00	1,394,000.00	0.00	0.00	0.00	1,394,000.00	475,630.96	472,522.19	0.00	0.00	948,153.15	467,302.29	480,850.86	0.00	0.00	948,153.15	0.00	445,846.85	0.00	0.00
Pag-BIG Contributions	5010302000	235,000.00	0.00	235,000.00	235,000.00	0.00	0.00	0.00	235,000.00	68,900.00	67,700.00	0.00	0.00	136,600.00	67,500.00	69,100.00	0.00	0.00	136,600.00	0.00	98,400.00	0.00	0.00
Pag-BIG - Civilian	5010302001	235,000.00	0.00	235,000.00	235,000.00	0.00	0.00	0.00	235,000.00	68,900.00	67,700.00	0.00	0.00	136,600.00	67,500.00	69,100.00	0.00	0.00	136,600.00	0.00	98,400.00	0.00	0.00
PhilHealth Contributions	5010303000	924,000.00	0.00	924,000.00	924,000.00	0.00	0.00	0.00	924,000.00	337,830.96	331,951.65	0.00	0.00	669,782.61	332,302.29	337,480.32	0.00	0.00	669,782.61	0.00	254,217.39	0.00	0.00
PhilHealth - Civilian	5010303001	924,000.00	0.00	924,000.00	924,000.00	0.00	0.00	0.00	924,000.00	337,830.96	331,951.65	0.00	0.00	669,782.61	332,302.29	337,480.32	0.00	0.00	669,782.61	0.00	254,217.39	0.00	0.00
Employees Compensation Insurance Premiums	5010304000	235,000.00	0.00	235,000.00	235,000.00	0.00	0.00	0.00	235,000.00	68,900.00	72,870.54	0.00	0.00	141,770.54	67,500.00	74,270.54	0.00	0.00	141,770.54	0.00	93,229.46	0.00	0.00
EPIP - Civilian	5010304001	235,000.00	0.00	235,000.00	235,000.00	0.00	0.00	0.00	235,000.00	68,900.00	72,870.54	0.00	0.00	141,770.54	67,500.00	74,270.54	0.00	0.00	141,770.54	0.00	93,229.46	0.00	0.00
Other Personnel Benefits	5010400000	1,316,000.00	3,153,987.66	4,469,987.66	1,316,000.00	3,153,987.66	0.00	0.00	4,469,987.66	745,985.11	3,380,002.09	0.00	0.00	4,125,987.20	630,985.11	3,495,002.09	0.00	0.00	4,125,987.20	0.00	344,000.46	0.00	0.00
Terminal Leave Benefits	5010403000	857,000.00	3,153,987.66	4,010,987.66	857,000.00	3,153,987.66	0.00	0.00	4,010,987.66	630,985.11	3,380,002.09	0.00	0.00	4,010,987.20	630,985.11	3,380,002.09	0.00	0.00	4,010,987.20	0.00	0.46	0.00	0.00
Terminal Leave Benefits - Civilian	5010403001	857,000.00	3,153,987.66	4,010,987.66	857,000.00	3,153,987.66	0.00	0.00	4,010,987.66	630,985.11	3,380,002.09	0.00	0.00	4,010,987.20	630,985.11	3,380,002.09	0.00	0.00	4,010,987.20	0.00	0.46	0.00	0.00
Other Personnel Benefits	5010499000	459,000.00	0.00	459,000.00	459,000.00																		

Department : Department of Agriculture (DA)  
 Agency : Philippine Carabao Center  
 Operating Unit : < not applicable >  
 Organization Code : 05 010 000000  
 Fund Cluster : 01 Regular Agency Fund  
 (e.g. UACS Fund Cluster: 01-Regular Agency Fund, 02-Foreign Assisted Projects Fund, 03-Special Account-Locally Funded/Domestic Grants Fund, and 04-Special Account-Foreign Assisted/Foreign Grants Fund)

X	Current Year Appropriations
	Supplemental
	Continuing Appropriations

Particulars	UACS CODE	Appropriations			Allotments			Obligations					Disbursements					Balances					
		Authorized Appropriations	Adjustments (Transfer To/From, Modifications/Augmentations)	Adjusted Appropriations	Allotments Received	Adjustments (Reductions, Modifications/Augmentations)	Transfer To	Transfer From	Adjusted Allotments	1st Quarter Ending March 31	2nd Quarter Ending June 30	3rd Quarter Ending Sept. 30	4th Quarter Ending Dec. 31	TOTAL	1st Quarter Ending March 31	2nd Quarter Ending June 30	3rd Quarter Ending Sept. 30	4th Quarter Ending Dec. 31	TOTAL	Unreleased Appropriations	Unobligated Allotments	Unpaid Obligations (15-20)-(23+24)	
		3	4	5=(3+4)	6	7	8	9	10=[(6+(-7))-8+9]	11	12	13	14	15=(11+12+13+14)	16	17	18	19	20=(16+17+18+19)	21=(5-10)	22=(10-15)	23	24
Supplies and Materials Expenses	5020300000	136,487,000.00	(3,886,578.48)	132,600,421.52	109,000,503.00	(3,886,578.48)	0.00	0.00	105,113,924.52	58,016,371.87	27,243,509.11	0.00	0.00	85,259,880.88	19,457,007.42	39,138,056.87	0.00	0.00	58,595,084.29	27,486,497.00	19,854,043.54	0.00	26,684,816.69
Office Supplies Expenses	5020301000	7,520,000.00	4,815.83	7,524,815.83	7,218,796.00	4,815.83	0.00	0.00	7,223,611.83	3,472,081.86	2,099,485.46	0.00	0.00	5,571,547.32	1,477,511.39	3,463,031.75	0.00	0.00	4,940,543.14	301,204.00	1,652,064.51	0.00	631,004.18
ICT Office Supplies	5020301001	1,000,000.00	0.00	1,000,000.00	900,000.00	0.00	0.00	0.00	900,000.00	20,392.50	178,300.00	0.00	0.00	198,692.50	20,392.50	0.00	0.00	20,392.50	100,000.00	701,307.50	0.00	178,300.00	
Office Supplies Expenses	5020301002	6,520,000.00	4,815.83	6,524,815.83	6,318,796.00	4,815.83	0.00	0.00	6,323,611.83	3,451,689.36	1,921,185.46	0.00	0.00	5,372,854.82	1,457,118.89	3,463,031.75	0.00	0.00	4,920,150.64	201,204.00	950,757.01	0.00	452,704.18
Animal/Zoological Supplies Expenses	5020304000	56,100,000.00	(3,152,010.19)	52,947,989.81	48,500,000.00	(3,152,010.19)	0.00	0.00	45,347,989.81	34,807,280.70	7,584,147.50	0.00	0.00	42,391,408.20	9,482,783.42	17,771,157.30	0.00	0.00	27,253,940.72	7,600,000.00	2,956,581.61	0.00	15,137,467.48
Medical, Dental and Laboratory Supplies Expenses	5020308000	21,772,000.00	(589,842.37)	21,182,157.63	19,072,000.00	(589,842.37)	0.00	0.00	18,482,157.63	10,299,707.54	3,424,483.00	0.00	0.00	13,724,190.54	2,726,540.14	3,041,415.36	0.00	0.00	5,767,955.50	2,700,000.00	4,757,967.00	0.00	7,956,235.04
Fuel, Oil and Lubricants Expenses	5020309000	16,830,000.00	(588,534.26)	16,241,465.74	14,444,707.00	(588,534.26)	0.00	0.00	13,856,172.74	3,624,568.20	6,275,680.58	0.00	0.00	9,900,248.78	2,947,043.50	6,953,178.04	0.00	0.00	9,878,421.54	2,385,293.00	3,955,923.96	0.00	21,827.24
Agricultural and Marine Supplies Expenses	5020310000	3,100,000.00	45,583.00	3,145,583.00	3,100,000.00	45,583.00	0.00	0.00	3,145,583.00	1,199,043.00	1,693,490.00	0.00	0.00	2,892,533.00	443,125.00	2,223,490.00	0.00	0.00	2,666,615.00	0.00	253,050.00	0.00	225,918.00
Semi-Expendable Machinery and Equipment	5020321000	1,635,000.00	99,760.00	1,734,760.00	1,635,000.00	99,760.00	0.00	0.00	1,734,760.00	0.00	134,359.00	0.00	0.00	134,359.00	0.00	0.00	0.00	0.00	0.00	0.00	1,600,401.00	0.00	134,359.00
Office Equipment	5020321002	930,000.00	0.00	930,000.00	930,000.00	0.00	0.00	0.00	930,000.00	0.00	4,599.00	0.00	0.00	4,599.00	0.00	0.00	0.00	0.00	0.00	0.00	925,401.00	0.00	4,599.00
Information and Communications Technology Equipment	5020321003	670,000.00	99,760.00	769,760.00	670,000.00	99,760.00	0.00	0.00	769,760.00	0.00	128,760.00	0.00	0.00	128,760.00	0.00	0.00	0.00	0.00	0.00	0.00	640,000.00	0.00	128,760.00
Other Machinery and Equipment	5020321099	35,000.00	0.00	35,000.00	35,000.00	0.00	0.00	0.00	35,000.00	0.00	0.00	0.00	0.00	0.00	0.00	0.00	0.00	0.00	0.00	0.00	35,000.00	0.00	0.00
Semi-Expendable Furniture, Fixtures and Books	5020322000	200,000.00	154,730.00	354,730.00	200,000.00	154,730.00	0.00	0.00	354,730.00	0.00	254,730.00	0.00	0.00	254,730.00	0.00	0.00	0.00	0.00	0.00	0.00	100,000.00	0.00	254,730.00
Furniture and Fixtures	5020322001	200,000.00	154,730.00	354,730.00	200,000.00	154,730.00	0.00	0.00	354,730.00	0.00	254,730.00	0.00	0.00	254,730.00	0.00	0.00	0.00	0.00	0.00	0.00	100,000.00	0.00	254,730.00
Other Supplies and Materials Expenses	5020399000	29,330,000.00	138,919.51	29,468,919.51	14,830,000.00	138,919.51	0.00	0.00	14,968,919.51	4,613,730.57	5,777,133.57	0.00	0.00	10,390,864.14	2,380,003.97	5,707,584.42	0.00	0.00	8,087,588.38	14,500,000.00	4,578,055.37	0.00	2,303,275.75
Utility Expenses	5020400000	16,845,000.00	1,049,976.48	17,894,976.48	16,845,000.00	1,049,976.48	0.00	0.00	17,894,976.48	3,804,037.70	6,593,386.45	0.00	0.00	10,497,424.15	3,567,380.08	5,993,809.95	0.00	0.00	9,561,190.03	0.00	7,397,552.33	0.00	636,234.12
Water Expenses	5020401000	855,000.00	0.00	855,000.00	855,000.00	0.00	0.00	0.00	855,000.00	395,509.43	374,306.62	0.00	0.00	769,816.05	365,184.43	382,106.52	0.00	0.00	767,291.05	0.00	85,183.95	0.00	2,525.00
Electricity Expenses	5020402000	15,990,000.00	1,049,976.48	17,039,976.48	15,990,000.00	1,049,976.48	0.00	0.00	17,039,976.48	3,508,528.27	6,219,079.83	0.00	0.00	9,727,608.10	3,182,195.65	5,611,703.33	0.00	0.00	8,793,898.98	0.00	7,312,368.38	0.00	933,706.12
Communication Expenses	5020500000	5,475,000.00	(109,480.00)	5,365,520.00	5,475,000.00	(109,480.00)	0.00	0.00	5,365,520.00	993,133.42	1,478,405.58	0.00	0.00	2,471,538.98	743,483.07	1,697,778.89	0.00	0.00	2,441,261.96	0.00	2,893,981.02	0.00	30,277.02
Postage and Courier Services	5020501000	420,000.00	1,828.00	421,828.00	420,000.00	1,828.00	0.00	0.00	421,828.00	178,989.00	127,441.00	0.00	0.00	306,430.00	147,815.00	144,625.00	0.00	0.00	292,240.00	0.00	115,398.00	0.00	14,190.00
Telephone Expenses	5020502000	2,829,000.00	(111,308.00)	2,717,692.00	2,829,000.00	(111,308.00)	0.00	0.00	2,717,692.00	503,233.31	1,073,606.03	0.00	0.00	1,576,839.34	333,659.31	1,228,085.03	0.00	0.00	1,561,744.34	0.00	1,140,852.68	0.00	15,095.00
Mobile	5020502001	2,399,000.00	(111,308.00)	2,287,692.00	2,399,000.00	(111,308.00)	0.00	0.00	2,287,692.00	403,233.31	902,259.03	0.00	0.00	1,305,492.34	235,159.31	1,055,238.03	0.00	0.00	1,290,397.34	0.00	982,199.66	0.00	15,095.00
Landline	5020502002	430,000.00	0.00	430,000.00	430,000.00	0.00	0.00	0.00	430,000.00	100,000.00	171,347.00	0.00	0.00	271,347.00	98,500.00	172,847.00	0.00	0.00	271,347.00	0.00	158,653.00	0.00	0.00
Internet Subscription Expenses	5020503000	2,151,000.00	0.00	2,151,000.00	2,151,000.00	0.00	0.00	0.00	2,151,000.00	292,911.11	223,358.53	0.00	0.00	516,269.64	252,208.76	293,068.86	0.00	0.00	515,277.82	0.00	1,634,730.39	0.00	992.00
Cable, Satellite, Telegraph and Radio Expenses	5020504000	75,000.00	0.00	75,000.00	75,000.00	0.00	0.00	0.00	75,000.00	18,000.00	54,000.00	0.00	0.00	72,000.00	10,000.00	62,000.00	0.00	0.00	72,000.00	0.00	3,000.00	0.00	0.00
Awards/Rewards and Prizes	5020600000	2,770,000.00	709,600.00	3,479,600.00	2,620,000.00	709,600.00	0.00	0.00	3,329,600.00	976,900.00	2,097,700.00	0.00	0.00	3,074,600.00	225,000.00	2,849,600.00	0.00	0.00	3,074,600.00	150,000.00	255,000.00	0.00	0.00
Awards/Rewards Expenses	5020601000	2,375,000.00	709,600.00	3,084,600.00	2,375,000.00	709,600.00	0.00	0.00	3,084,600.00	976,900.00	2,032,700.00	0.00	0.00	3,009,600.00	225,000.00	2,784,600.00	0.00	0.00	3,009,600.00	0.00	75,000.00	0.00	0.00
Awards/Rewards Prizes	5020601001	75,000.00	0.00	75,000.00	75,000.00	0.00	0.00	0.00	75,000.00	25,000.00	0.00	0.00	0.00	25,000.00	25,000.00	0.00	0.00	25,000.00	0.00	50,000.00	0.00	0.00	
Rewards and Incentives	5020601002	2,300,000.00	709,600.00	3,009,600.00	2,300,000.00	709,600.00	0.00	0.00	3,009,600.00	951,900.00	2,032,700.00	0.00	0.00	2,984,600.00	200,000.00	2,784,600.00	0.00	0.00	2,984,600.00	0.00	25,000.00	0.00	0.00
Prizes	5020602000	395,000.00	0.00	395,000.00	245,000.00	0.00	0.00	0.00	245,000.00	0.00	65,000.00	0.00	0.00	65,000.00	0.00	65,000.00	0.00	0.00	65,000.00	150,000.00	180,000.00	0.00	0.00
Confidential, Intelligence and Extraordinary	5021000000	118,000.00	0.00	118,000.00	118,000.00	0.00	0.00	0.00	118,000.00	0.00	93,970.75	0.00	0.00	93,970.75	0.00	93,970.75	0.00	0.00	93,970.75	0.00	24,029.25	0.00	0.00
Extraordinary and Miscellaneous Expenses	5021003000	118,000.00	0.00	118,000.00	118,000.00	0.00	0.00	0.00	118,000.00	0.00	93,970.75	0.00	0.00	93,970.75	0.00	93,970.75	0.00	0.00	93,970.75	0.00	24,029.25	0.00	0.00
Professional Services	5021100000	48,356,000.00	(409,068.17)	47,946,931.83	47,756,000.00	(409,068.17)	0.00	0.00	47,346,931.83	21,298,705.36	10,139,208.82	0.00	0.00	31,437,914.18	8,932,642.05	19,862,204.20	0.00	0.00	28,794,846.25	600,000.00	15,909,017.65	0.00	2,643,067.93
Legal Services	5021101000	915,000.00	54,800.00	969,800.00	915,000.00	54,800.00	0.00	0.00	969,800.00	576,600.00	33,400.00	0.00	0.00	610,000.00	4,100.00	208,400.00	0.00	0.00	212,500.00	0.00	359,800.00	0.00	397,500.00







Department : Department of Agriculture (DA)  
 Agency : Philippine Carabao Center  
 Operating Unit : < not applicable >  
 Organization Code : 05 010 000000  
 Fund Cluster : 01 Regular Agency Fund

X	Current Year Appropriations
	Supplemental
	Continuing Appropriations


(e.g. UACS Fund Cluster: 01-Regular Agency Fund, 02-Foreign Assisted Projects Fund, 03-Special Account-Locally Funded/Domestic Grants Fund, and 04-Special Account-Foreign Assisted/Foreign Grants Fund)

Particulars	UACS CODE	Appropriations			Allotments			Obligations				Disbursements				Balances								
		Authorized Appropriations	Adjustments (Transfer To/From, Modifications/ Augmentations)	Adjusted Appropriations	Allotments Received	Adjustments (Reductions, Modifications/ Augmentations)	Transfer To	Transfer From	Adjusted Allotments	1st Quarter Ending March 31	2nd Quarter Ending June 30	3rd Quarter Ending Sept. 30	4th Quarter Ending Dec. 31	TOTAL	1st Quarter Ending March 31	2nd Quarter Ending June 30	3rd Quarter Ending Sept. 30	4th Quarter Ending Dec. 31	TOTAL	Unreleased Appropriations	Unobligated Allotments	Unpaid Obligations (15-20)=(23+24)		
		3	4	5=(3+4)	6	7	8	9	10=[(6+(-)7)-8+9]	11	12	13	14	15=(11+12+13+14)	16	17	18	19	20=(16+17+18+19)	21=(5-10)	22=(10-15)	23	24	
Salaries and Wages - Regular		0.00	3,022,000.00	3,022,000.00	0.00	3,022,000.00	0.00	0.00	3,022,000.00	0.00	0.00	0.00	0.00	0.00	0.00	0.00	0.00	0.00	0.00	0.00	0.00	3,022,000.00	0.00	0.00
Basic Salary - Civilian	5010101001	0.00	3,022,000.00	3,022,000.00	0.00	3,022,000.00	0.00	0.00	3,022,000.00	0.00	0.00	0.00	0.00	0.00	0.00	0.00	0.00	0.00	0.00	0.00	0.00	3,022,000.00	0.00	0.00
Other Compensation	5010200000	0.00	504,000.00	504,000.00	0.00	504,000.00	0.00	0.00	504,000.00	0.00	0.00	0.00	0.00	0.00	0.00	0.00	0.00	0.00	0.00	0.00	0.00	504,000.00	0.00	0.00
Other Bonuses and Allowances		0.00	504,000.00	504,000.00	0.00	504,000.00	0.00	0.00	504,000.00	0.00	0.00	0.00	0.00	0.00	0.00	0.00	0.00	0.00	0.00	0.00	0.00	504,000.00	0.00	0.00
Bonus - Civilian	5010214001	0.00	252,000.00	252,000.00	0.00	252,000.00	0.00	0.00	252,000.00	0.00	0.00	0.00	0.00	0.00	0.00	0.00	0.00	0.00	0.00	0.00	0.00	252,000.00	0.00	0.00
Mid-Year Bonus - Civilian	5010299038	0.00	252,000.00	252,000.00	0.00	252,000.00	0.00	0.00	252,000.00	0.00	0.00	0.00	0.00	0.00	0.00	0.00	0.00	0.00	0.00	0.00	0.00	252,000.00	0.00	0.00
Personnel Benefit Contributions	5010300000	0.00	24,000.00	24,000.00	0.00	24,000.00	0.00	0.00	24,000.00	0.00	0.00	0.00	0.00	0.00	0.00	0.00	0.00	0.00	0.00	0.00	0.00	24,000.00	0.00	0.00
PhilHealth Contributions		0.00	24,000.00	24,000.00	0.00	24,000.00	0.00	0.00	24,000.00	0.00	0.00	0.00	0.00	0.00	0.00	0.00	0.00	0.00	0.00	0.00	0.00	24,000.00	0.00	0.00
PhilHealth - Civilian	5010303001	0.00	24,000.00	24,000.00	0.00	24,000.00	0.00	0.00	24,000.00	0.00	0.00	0.00	0.00	0.00	0.00	0.00	0.00	0.00	0.00	0.00	0.00	24,000.00	0.00	0.00
Other Personnel Benefits	5010400000	0.00	8,000.00	8,000.00	0.00	8,000.00	0.00	0.00	8,000.00	0.00	0.00	0.00	0.00	0.00	0.00	0.00	0.00	0.00	0.00	0.00	0.00	8,000.00	0.00	0.00
Other Personnel Benefits		0.00	8,000.00	8,000.00	0.00	8,000.00	0.00	0.00	8,000.00	0.00	0.00	0.00	0.00	0.00	0.00	0.00	0.00	0.00	0.00	0.00	0.00	8,000.00	0.00	0.00
Lump-sum for Step Increments - Length of Service	5010499010	0.00	8,000.00	8,000.00	0.00	8,000.00	0.00	0.00	8,000.00	0.00	0.00	0.00	0.00	0.00	0.00	0.00	0.00	0.00	0.00	0.00	0.00	8,000.00	0.00	0.00
Pension and Gratuity Fund		0.00	403,105.00	403,105.00	0.00	403,105.00	0.00	0.00	403,105.00	0.00	403,105.00	0.00	0.00	403,105.00	0.00	403,105.00	0.00	0.00	403,105.00	0.00	0.00	0.00	0.00	0.00
Other Personnel Benefits	5010400000	0.00	403,105.00	403,105.00	0.00	403,105.00	0.00	0.00	403,105.00	0.00	403,105.00	0.00	0.00	403,105.00	0.00	403,105.00	0.00	0.00	403,105.00	0.00	0.00	0.00	0.00	0.00
Terminal Leave Benefits		0.00	403,105.00	403,105.00	0.00	403,105.00	0.00	0.00	403,105.00	0.00	403,105.00	0.00	0.00	403,105.00	0.00	403,105.00	0.00	0.00	403,105.00	0.00	0.00	0.00	0.00	0.00
Terminal Leave Benefits - Civilian	5010403001	0.00	403,105.00	403,105.00	0.00	403,105.00	0.00	0.00	403,105.00	0.00	403,105.00	0.00	0.00	403,105.00	0.00	403,105.00	0.00	0.00	403,105.00	0.00	0.00	0.00	0.00	0.00
<b>GRAND TOTAL</b>		<b>597,383,000.00</b>	<b>(3,656,395.00)</b>	<b>593,726,605.00</b>	<b>426,203,707.00</b>	<b>(7,766,895.00)</b>	<b>0.00</b>	<b>0.00</b>	<b>422,456,812.00</b>	<b>165,948,785.29</b>	<b>117,067,400.47</b>	<b>0.00</b>	<b>0.00</b>	<b>283,016,185.76</b>	<b>84,533,311.28</b>	<b>154,821,349.23</b>	<b>0.00</b>	<b>0.00</b>	<b>239,354,660.51</b>	<b>171,269,793.00</b>	<b>139,440,626.24</b>	<b>239,156.08</b>	<b>43,422,369.17</b>	

**Certified Correct:**  
  
 CHERRY PEARL C. RIVERA  
 Accountant III  
 Date: 2020-07-30

**Certified Correct:**  
  
 AIMEE T. FULGENCIO  
 Budget Officer  
 Date: 2020-07-30

**Recommending Approval:**  
  
 AIMEE T. FULGENCIO  
 OIC-Chief, Administrative and Financial Management Division  
 Date: 2020-07-30

**Approved By:**  
  
 ARNEL N. DEL BARRO  
 Executive Director III  
 Date: 2020-07-30

**SUMMARY OF APPROPRIATIONS, ALLOTMENTS, OBLIGATIONS, DISBURSEMENTS AND BALANCES BY OBJECT OF EXPENDITURES**  
As at the Quarter Ending June 30, 2020

Department: Department of Agriculture (DA)  
 Agency/Entity: Philippine Carabao Center  
 Operating Unit: < not applicable >  
 Organization Code: 05 010 0000000  
 Fund Cluster: 01 Regular Agency Fund  
 (e.g. UACS Fund Cluster: 01-Regular Agency Fund, 02-Foreign Assisted Projects Fund, 03-Special Account-Locally Funded/Domestic Grants Fund, and 04-Special Account-Foreign Assisted/Foreign Grants Fund)

	Current Year Appropriations
	Supplemental
X	Continuing Appropriations

Particulars	UACS CODE	Appropriations			Allotments					Obligations					Disbursements					Balances			
		Authorized Appropriations	Adjustments (Transfer To/From, Modifications/Augmentations)	Adjusted Appropriations	Allotments Received	Adjustments (Reductions, Modifications/Augmentations)	Transfer To	Transfer From	Adjusted Allotments	1st Quarter Ending March 31	2nd Quarter Ending June 30	3rd Quarter Ending Sept. 30	4th Quarter Ending Dec. 31	TOTAL	1st Quarter Ending March 31	2nd Quarter Ending June 30	3rd Quarter Ending Sept. 30	4th Quarter Ending Dec. 31	TOTAL	Unreleased Appropriations	Unobligated Allotments	Unpaid Obligations (15-20)=(23+24)	
		3	4	5=(3+4)	6	7	8	9	10=[(6+(-)7)-8+9]	11	12	13	14	15=[(11+12+13+14)]	16	17	18	19	20=(16+17+18+19)	21=(5-10)	22=(10-15)	23	24
SUMMARY		2,063,739.70	(1,369,489.27)	694,250.43	2,063,739.70	(1,369,489.27)	0.00	0.00	694,250.43	0.00	92,867.00	0.00	0.00	92,867.00	0.00	15,872.00	0.00	0.00	15,872.00	0.00	601,383.43	0.00	76,995.00
I. CONTINUING APPROPRIATIONS		2,063,739.70	(1,369,489.27)	694,250.43	2,063,739.70	(1,369,489.27)	0.00	0.00	694,250.43	0.00	92,867.00	0.00	0.00	92,867.00	0.00	15,872.00	0.00	0.00	15,872.00	0.00	601,383.43	0.00	76,995.00
I. Agency Specific Budget		1,872,694.22	(1,369,489.27)	503,204.95	1,872,694.22	(1,369,489.27)	0.00	0.00	503,204.95	0.00	92,867.00	0.00	0.00	92,867.00	0.00	15,872.00	0.00	0.00	15,872.00	0.00	410,337.95	0.00	76,995.00
Personal Services		42,872.00	0.00	42,872.00	42,872.00	0.00	0.00	0.00	42,872.00	0.00	15,872.00	0.00	0.00	15,872.00	0.00	15,872.00	0.00	0.00	15,872.00	0.00	27,000.00	0.00	0.00
Other Compensation	5010200000	27,000.00	0.00	27,000.00	27,000.00	0.00	0.00	0.00	27,000.00	0.00	0.00	0.00	0.00	0.00	0.00	0.00	0.00	0.00	0.00	0.00	27,000.00	0.00	0.00
Other Bonuses and Allowances	5010299000	27,000.00	0.00	27,000.00	27,000.00	0.00	0.00	0.00	27,000.00	0.00	0.00	0.00	0.00	0.00	0.00	0.00	0.00	0.00	0.00	0.00	27,000.00	0.00	0.00
Collective Negotiation Agreement Incentive -	5010299011	27,000.00	0.00	27,000.00	27,000.00	0.00	0.00	0.00	27,000.00	0.00	0.00	0.00	0.00	0.00	0.00	0.00	0.00	0.00	0.00	0.00	27,000.00	0.00	0.00
Other Personal Benefits	5010400000	15,872.00	0.00	15,872.00	15,872.00	0.00	0.00	0.00	15,872.00	0.00	15,872.00	0.00	0.00	15,872.00	0.00	15,872.00	0.00	0.00	15,872.00	0.00	0.00	0.00	0.00
Terminal Leave Benefits	5010403000	15,872.00	0.00	15,872.00	15,872.00	0.00	0.00	0.00	15,872.00	0.00	15,872.00	0.00	0.00	15,872.00	0.00	15,872.00	0.00	0.00	15,872.00	0.00	0.00	0.00	0.00
Terminal Leave Benefits - Civilian	5010403001	15,872.00	0.00	15,872.00	15,872.00	0.00	0.00	0.00	15,872.00	0.00	15,872.00	0.00	0.00	15,872.00	0.00	15,872.00	0.00	0.00	15,872.00	0.00	0.00	0.00	0.00
Maintenance and Other Operating Expenses		1,369,489.27	(1,369,489.27)	0.00	1,369,489.27	(1,369,489.27)	0.00	0.00	0.00	0.00	0.00	0.00	0.00	0.00	0.00	0.00	0.00	0.00	0.00	0.00	0.00	0.00	0.00
Traveling Expenses	5020100000	26,497.48	(26,497.48)	0.00	26,497.48	(26,497.48)	0.00	0.00	0.00	0.00	0.00	0.00	0.00	0.00	0.00	0.00	0.00	0.00	0.00	0.00	0.00	0.00	0.00
Traveling Expenses - Local	5020101000	26,497.48	(26,497.48)	0.00	26,497.48	(26,497.48)	0.00	0.00	0.00	0.00	0.00	0.00	0.00	0.00	0.00	0.00	0.00	0.00	0.00	0.00	0.00	0.00	0.00
Supplies and Materials Expenses	5020300000	104,536.97	(104,536.97)	0.00	104,536.97	(104,536.97)	0.00	0.00	0.00	0.00	0.00	0.00	0.00	0.00	0.00	0.00	0.00	0.00	0.00	0.00	0.00	0.00	0.00
Other Supplies and Materials Expenses	5020399000	104,536.97	(104,536.97)	0.00	104,536.97	(104,536.97)	0.00	0.00	0.00	0.00	0.00	0.00	0.00	0.00	0.00	0.00	0.00	0.00	0.00	0.00	0.00	0.00	0.00
Communication Expenses	5020500000	117,143.65	(117,143.65)	0.00	117,143.65	(117,143.65)	0.00	0.00	0.00	0.00	0.00	0.00	0.00	0.00	0.00	0.00	0.00	0.00	0.00	0.00	0.00	0.00	0.00
Telephone Expenses	5020502000	17,500.00	(17,500.00)	0.00	17,500.00	(17,500.00)	0.00	0.00	0.00	0.00	0.00	0.00	0.00	0.00	0.00	0.00	0.00	0.00	0.00	0.00	0.00	0.00	0.00
Mobile	5020502001	17,500.00	(17,500.00)	0.00	17,500.00	(17,500.00)	0.00	0.00	0.00	0.00	0.00	0.00	0.00	0.00	0.00	0.00	0.00	0.00	0.00	0.00	0.00	0.00	0.00
Internet Subscription Expenses	5020503000	99,643.65	(99,643.65)	0.00	99,643.65	(99,643.65)	0.00	0.00	0.00	0.00	0.00	0.00	0.00	0.00	0.00	0.00	0.00	0.00	0.00	0.00	0.00	0.00	0.00
Professional Services	5021100000	736,311.17	(736,311.17)	0.00	736,311.17	(736,311.17)	0.00	0.00	0.00	0.00	0.00	0.00	0.00	0.00	0.00	0.00	0.00	0.00	0.00	0.00	0.00	0.00	0.00
Other Professional Services	5021199000	736,311.17	(736,311.17)	0.00	736,311.17	(736,311.17)	0.00	0.00	0.00	0.00	0.00	0.00	0.00	0.00	0.00	0.00	0.00	0.00	0.00	0.00	0.00	0.00	0.00
General Services	5021200000	385,000.00	(385,000.00)	0.00	385,000.00	(385,000.00)	0.00	0.00	0.00	0.00	0.00	0.00	0.00	0.00	0.00	0.00	0.00	0.00	0.00	0.00	0.00	0.00	0.00
Other General Services	5021299000	385,000.00	(385,000.00)	0.00	385,000.00	(385,000.00)	0.00	0.00	0.00	0.00	0.00	0.00	0.00	0.00	0.00	0.00	0.00	0.00	0.00	0.00	0.00	0.00	0.00
Other General Services - ICT Services	5021299001	385,000.00	(385,000.00)	0.00	385,000.00	(385,000.00)	0.00	0.00	0.00	0.00	0.00	0.00	0.00	0.00	0.00	0.00	0.00	0.00	0.00	0.00	0.00	0.00	0.00
Financial Expenses		50,000.00	0.00	50,000.00	50,000.00	0.00	0.00	0.00	50,000.00	0.00	0.00	0.00	0.00	0.00	0.00	0.00	0.00	0.00	0.00	0.00	50,000.00	0.00	0.00
Financial Expenses	5030100000	50,000.00	0.00	50,000.00	50,000.00	0.00	0.00	0.00	50,000.00	0.00	0.00	0.00	0.00	0.00	0.00	0.00	0.00	0.00	0.00	0.00	50,000.00	0.00	0.00
Bank Charges	5030104000	20,000.00	0.00	20,000.00	20,000.00	0.00	0.00	0.00	20,000.00	0.00	0.00	0.00	0.00	0.00	0.00	0.00	0.00	0.00	0.00	0.00	20,000.00	0.00	0.00



Department: Department of Agriculture (DA)  
 Agency/Entity: Philippine Carabao Center  
 Operating Unit: < not applicable >  
 Organization Code: 05 010 000000  
 Fund Cluster: 01 Regular Agency Fund

	Current Year Appropriations
	Supplemental
X	Continuing Appropriations

(e.g. UACS Fund Cluster: 01-Regular Agency Fund, 02-Foreign Assisted Projects Fund, 03-Special Account-Locally Funded/Domestic Grants Fund, and 04-Special Account-Foreign Assisted/Foreign Grants Fund)

Particulars	UACS CODE	Appropriations				Allotments					Obligations					Disbursements					Balances			
		Authorized Appropriations	Adjustments (Transfer To/From, Modifications/ Augmentations)	Adjusted Appropriations	Allotments Received	Adjustments (Reductions/ Modifications/ Augmentations)	Transfer To	Transfer From	Adjusted Allotments	1st Quarter Ending March 31	2nd Quarter Ending June 30	3rd Quarter Ending Sept. 30	4th Quarter Ending Dec. 31	TOTAL	1st Quarter Ending March 31	2nd Quarter Ending June 30	3rd Quarter Ending Sept. 30	4th Quarter Ending Dec. 31	TOTAL	Unreleased Appropriations	Unobligated Allotments	Unpaid Obligations (15-20)=(23+24)		
		3	4	5=(3+4)	6	7	8	9	10=[(6+)-17]-8+9]	11	12	13	14	15=(11+12+13+14)	16	17	18	19	20=(16+17+18+19)	21=(5-10)	22=(10-15)	23	24	
Other Financial Charges	5030199000	30,000.00	0.00	30,000.00	30,000.00	0.00	0.00	0.00	30,000.00	0.00	0.00	0.00	0.00	0.00	0.00	0.00	0.00	0.00	0.00	0.00	0.00	30,000.00	0.00	0.00
Capital Outlays		410,332.95	0.00	410,332.95	410,332.95	0.00	0.00	0.00	410,332.95	0.00	76,995.00	0.00	0.00	76,995.00	0.00	0.00	0.00	0.00	0.00	0.00	0.00	333,337.95	0.00	76,995.00
Property, Plant and Equipment Outlay	5060400000	350,332.95	0.00	350,332.95	350,332.95	0.00	0.00	0.00	350,332.95	0.00	76,995.00	0.00	0.00	76,995.00	0.00	0.00	0.00	0.00	0.00	0.00	0.00	273,337.95	0.00	76,995.00
Infrastructure Outlay	5060403000	66,020.95	0.00	66,020.95	66,020.95	0.00	0.00	0.00	66,020.95	0.00	0.00	0.00	0.00	0.00	0.00	0.00	0.00	0.00	0.00	0.00	0.00	66,020.95	0.00	0.00
Communication Networks	5060403006	66,020.95	0.00	66,020.95	66,020.95	0.00	0.00	0.00	66,020.95	0.00	0.00	0.00	0.00	0.00	0.00	0.00	0.00	0.00	0.00	0.00	0.00	66,020.95	0.00	0.00
Transportation Equipment Outlay	5060406000	284,312.00	0.00	284,312.00	284,312.00	0.00	0.00	0.00	284,312.00	0.00	76,995.00	0.00	0.00	76,995.00	0.00	0.00	0.00	0.00	0.00	0.00	0.00	207,317.00	0.00	76,995.00
Motor Vehicles	5060406001	284,312.00	0.00	284,312.00	284,312.00	0.00	0.00	0.00	284,312.00	0.00	76,995.00	0.00	0.00	76,995.00	0.00	0.00	0.00	0.00	0.00	0.00	0.00	207,317.00	0.00	76,995.00
Biological Assets Outlay	5060500000	60,000.00	0.00	60,000.00	60,000.00	0.00	0.00	0.00	60,000.00	0.00	0.00	0.00	0.00	0.00	0.00	0.00	0.00	0.00	0.00	0.00	0.00	60,000.00	0.00	0.00
Bearer Biological Assets Outlay	5060501000	60,000.00	0.00	60,000.00	60,000.00	0.00	0.00	0.00	60,000.00	0.00	0.00	0.00	0.00	0.00	0.00	0.00	0.00	0.00	0.00	0.00	0.00	60,000.00	0.00	0.00
Breeding Stocks	5060501001	60,000.00	0.00	60,000.00	60,000.00	0.00	0.00	0.00	60,000.00	0.00	0.00	0.00	0.00	0.00	0.00	0.00	0.00	0.00	0.00	0.00	0.00	60,000.00	0.00	0.00
II. Special Purpose Fund		191,045.48	0.00	191,045.48	191,045.48	0.00	0.00	0.00	191,045.48	0.00	0.00	0.00	0.00	0.00	0.00	0.00	0.00	0.00	0.00	0.00	0.00	191,045.48	0.00	0.00
Personnel Services		191,045.48	0.00	191,045.48	191,045.48	0.00	0.00	0.00	191,045.48	0.00	0.00	0.00	0.00	0.00	0.00	0.00	0.00	0.00	0.00	0.00	0.00	191,045.48	0.00	0.00
Other Personnel Benefits	5010400000	191,045.48	0.00	191,045.48	191,045.48	0.00	0.00	0.00	191,045.48	0.00	0.00	0.00	0.00	0.00	0.00	0.00	0.00	0.00	0.00	0.00	0.00	191,045.48	0.00	0.00
Terminal Leave Benefits	5010403000	4.03	0.00	4.03	4.03	0.00	0.00	0.00	4.03	0.00	0.00	0.00	0.00	0.00	0.00	0.00	0.00	0.00	0.00	0.00	0.00	4.03	0.00	0.00
Terminal Leave Benefits - Civilian	5010403001	4.03	0.00	4.03	4.03	0.00	0.00	0.00	4.03	0.00	0.00	0.00	0.00	0.00	0.00	0.00	0.00	0.00	0.00	0.00	0.00	4.03	0.00	0.00
Other Personnel Benefits	5010499000	191,041.45	0.00	191,041.45	191,041.45	0.00	0.00	0.00	191,041.45	0.00	0.00	0.00	0.00	0.00	0.00	0.00	0.00	0.00	0.00	0.00	0.00	191,041.45	0.00	0.00
Lump-sum for Personnel Services	5010499009	191,041.45	0.00	191,041.45	191,041.45	0.00	0.00	0.00	191,041.45	0.00	0.00	0.00	0.00	0.00	0.00	0.00	0.00	0.00	0.00	0.00	0.00	191,041.45	0.00	0.00
GRAND TOTAL		2,063,739.70	(1,369,489.27)	694,250.43	2,063,739.70	(1,369,489.27)	0.00	0.00	694,250.43	0.00	92,867.00	0.00	0.00	92,867.00	0.00	15,872.00	0.00	0.00	15,872.00	0.00	0.00	601,383.43	0.00	76,995.00

Certified Correct:

AIMEE T. FULGENCIO

Budget Officer

Date: 2020-07-30

Certified Correct:

CHERRY PEARL C. RIVERA

Accountant III

Date: 2020-07-30

Recommending Approval:

AIMEE T. FULGENCIO

OIC-Chief, Administrative and Financial Management Division

Date: 2020-07-30

Approved By:

ARNEL N. DEL BARRIO

Executive Director III

Date: 2020-07-30