

STATEMENT OF APPROPRIATIONS, ALLOTMENTS, OBLIGATIONS, DISBURSEMENTS AND BALANCES  
As at the Quarter Ending September 30, 2020

Department : Department of Agriculture (DA)  
Agency/Entity : Philippine Carabao Center  
Operating Unit : < not applicable >  
Organization Code : 05 010 0000000  
Fund Cluster : 01 Regular Agency Fund  
(e.g. UACS Fund Cluster: 01-Regular Agency Fund, 02-Foreign Assisted Projects Fund, 03-Special Account-Locally Funded/Domestic Grants Fund, and 04-Special Account-Foreign Assisted/Foreign Grants Fund)

X	Current Year Appropriations
	Supplemental
	Continuing Appropriations

Particulars	UACS CODE	Appropriations									Allotments					Current Year Obligations					Current Year Disbursements					Balances			
		Authorized Appropriations	Adjustments (Transfer To/From, Modifications/)	Adjusted Appropriations	Allotments Received	Adjustments (Reductions, Modifications/ Augmentations/)	Transfer To	Transfer From	Adjusted Total Allotments	1st Quarter Ending March 31	2nd Quarter Ending June 30	3rd Quarter Ending Sept. 30	4th Quarter Ending Dec. 31	TOTAL	1st Quarter Ending March 31	2nd Quarter Ending June 30	3rd Quarter Ending Sept. 30	4th Quarter Ending Dec. 31	TOTAL	Unreleased Appro	Unobligated Allotments	Unpaid Obligations (15-20)+(23+24)							
																						Due and Demandable	Not Yet Due and Demandable						
1	2	3	4	5=(3+4)	6	7	8	9	10=[(6+(-7))+8+9]	11	12	13	14	15=(11+12+13+14)	16	17	18	19	20=(16+17+18+19)	21	22	23	24						
I. Agency Specific Budget		587,105,000.00	(31,269,793.00)	555,835,207.00	415,635,207.00	0.00	0.00	0.00	415,635,207.00	162,889,008.06	117,153,918.24	54,796,834.88	0.00	334,840,661.18	81,518,663.17	154,863,637.88	61,033,696.58	0.00	297,415,997.63	140,000,000.00	89,994,545.82	960,284.99	36,464,378.56						
General Administration and Support	1000000000000000	37,954,000.00	(2,254,800.00)	35,699,200.00	35,699,200.00	0.00	0.00	0.00	35,699,200.00	12,106,306.53	10,374,588.24	7,295,878.43	0.00	29,776,773.20	7,430,079.53	11,171,875.87	8,441,890.45	0.00	27,043,845.85	0.00	5,922,426.89	0.00	2,732,827.35						
General Management and Supervision	100000100001000	37,097,000.00	(2,254,800.00)	34,842,200.00	34,842,200.00	0.00	0.00	0.00	34,842,200.00	11,475,321.42	10,148,573.81	7,295,878.43	0.00	28,919,773.66	6,799,094.42	10,945,961.44	8,441,980.45	0.00	25,185,946.31	0.00	5,922,426.34	0.00	2,732,827.35						
PS		14,499,000.00	0.00	14,499,000.00	14,499,000.00	0.00	0.00	0.00	14,499,000.00	2,823,888.00	7,224,077.95	2,881,272.58	0.00	12,929,238.53	2,599,099.05	7,448,866.90	2,881,272.58	0.00	12,929,238.53	0.00	1,569,761.47	0.00	0.00						
MOOE		22,548,000.00	(2,254,800.00)	20,293,200.00	20,293,200.00	0.00	0.00	0.00	20,293,200.00	8,651,433.42	2,924,495.86	4,414,605.85	0.00	15,990,535.13	4,199,995.37	3,496,994.54	5,560,717.87	0.00	13,257,707.78	0.00	4,302,664.87	0.00	2,732,827.35						
FinEx		50,000.00	0.00	50,000.00	50,000.00	0.00	0.00	0.00	50,000.00	0.00	0.00	0.00	0.00	0.00	0.00	0.00	0.00	0.00	0.00	0.00	50,000.00	0.00	0.00						
Administration of Personnel Benefits	100000100002000	857,000.00	0.00	857,000.00	857,000.00	0.00	0.00	0.00	857,000.00	630,985.11	226,014.43	0.00	0.00	856,999.54	630,985.11	226,014.43	0.00	0.00	856,999.54	0.00	0.46	0.00	0.00						
PS		857,000.00	0.00	857,000.00	857,000.00	0.00	0.00	0.00	857,000.00	630,985.11	226,014.43	0.00	0.00	856,999.54	630,985.11	226,014.43	0.00	0.00	856,999.54	0.00	0.46	0.00	0.00						
Sub-Total, General Administration and Support		37,954,000.00	(2,254,800.00)	35,699,200.00	35,699,200.00	0.00	0.00	0.00	35,699,200.00	12,106,306.53	10,374,588.24	7,295,878.43	0.00	29,776,773.20	7,430,079.53	11,171,875.87	8,441,890.45	0.00	27,043,845.85	0.00	5,922,426.89	0.00	2,732,827.35						
PS		15,356,000.00	0.00	15,356,000.00	15,356,000.00	0.00	0.00	0.00	15,356,000.00	3,454,873.11	7,450,092.38	2,881,272.58	0.00	13,766,238.07	3,230,084.16	7,674,881.33	2,881,272.58	0.00	13,766,238.07	0.00	1,569,761.93	0.00	0.00						
MOOE		22,548,000.00	(2,254,800.00)	20,293,200.00	20,293,200.00	0.00	0.00	0.00	20,293,200.00	8,651,433.42	2,924,495.86	4,414,605.85	0.00	15,990,535.13	4,199,995.37	3,496,994.54	5,560,717.87	0.00	13,257,707.78	0.00	4,302,664.87	0.00	2,732,827.35						
FinEx (if Applicable)		50,000.00	0.00	50,000.00	50,000.00	0.00	0.00	0.00	50,000.00	0.00	0.00	0.00	0.00	0.00	0.00	0.00	0.00	0.00	0.00	0.00	50,000.00	0.00	0.00						
CO		0.00	0.00	0.00	0.00	0.00	0.00	0.00	0.00	0.00	0.00	0.00	0.00	0.00	0.00	0.00	0.00	0.00	0.00	0.00	0.00	0.00	0.00						
Operations	3000000000000000	549,151,000.00	(29,014,993.00)	520,136,007.00	380,136,007.00	0.00	0.00	0.00	380,136,007.00	150,783,601.53	106,779,330.00	47,500,956.45	0.00	305,063,887.98	74,088,583.64	143,691,762.01	52,591,706.13	0.00	270,372,051.78	140,000,000.00	75,072,119.02	960,284.99	33,731,551.21						
OO : Carabao-based enterprises enhanced		549,151,000.00	(29,014,993.00)	520,136,007.00	380,136,007.00	0.00	0.00	0.00	380,136,007.00	150,783,601.53	106,779,330.00	47,500,956.45	0.00	305,063,887.98	74,088,583.64	143,691,762.01	52,591,706.13	0.00	270,372,051.78	140,000,000.00	75,072,119.02	960,284.99	33,731,551.21						
NATIONAL CARABAO DEVELOPMENT PROGRAM		549,151,000.00	(29,014,993.00)	520,136,007.00	380,136,007.00	0.00	0.00	0.00	380,136,007.00	150,783,601.53	106,779,330.00	47,500,956.45	0.00	305,063,887.98	74,088,583.64	143,691,762.01	52,591,706.13	0.00	270,372,051.78	140,000,000.00	75,072,119.02	960,284.99	33,731,551.21						
Formulation, Monitoring and Evaluation of Plans, Programs and Projects	310100100001000	25,680,000.00	(1,422,600.00)	24,257,400.00	24,257,400.00	0.00	0.00	0.00	24,257,400.00	12,374,375.30	1,897,639.08	1,985,173.71	0.00	16,237,188.09	1,952,352.29	9,674,493.72	2,043,373.05	0.00	13,670,218.04	0.00	8,020,211.91	4,279.99	2,562,689.04						
PS		4,186,000.00	0.00	4,186,000.00	4,186,000.00	0.00	0.00	0.00	4,186,000.00	989,951.22	1,267,766.13	733,268.78	0.00	2,990,986.13	989,951.22	1,267,766.13	728,988.79	0.00	2,988,706.14	0.00	1,195,013.87	4,279.99	0.00						
MOOE		14,187,000.00	(1,418,700.00)	12,768,300.00	12,768,300.00	0.00	0.00	0.00	12,768,300.00	4,081,324.08	629,872.95	1,231,904.93	0.00	5,943,101.96	992,401.07	1,567,896.08	923,146.79	0.00	3,453,443.92	0.00	6,825,198.04	0.00	2,489,658.04						
CO		7,307,000.00	(3,900.00)	7,303,100.00	7,303,100.00	0.00	0.00	0.00	7,303,100.00	7,303,100.00	0.00	0.00	0.00	7,303,100.00	0.00	6,838,831.50	391,237.50	0.00	7,230,059.00	0.00	0.00	0.00	73,031.00						
Intensification of the National Upgrading Program	310100100002000	235,667,000.00	(17,778,900.00)	217,888,100.00	217,888,100.00	0.00	0.00	0.00	217,888,100.00	88,624,569.37	79,376,611.29	20,068,523.48	0.00	188,269,704.14	51,903,441.68	109,548,866.64	21,413,733.41	0.00	182,866,161.73	0.00	29,018,396.86	657,833.99	4,745,708.42						
PS		57,878,000.00	0.00	57,878,000.00	57,878,000.00	0.00	0.00	0.00	57,878,000.00	14,386,418.87	17,337,859.11	10,953,706.03	0.00	42,677,984.01	13,844,646.06	17,807,646.83	10,367,857.13	0.00	42,020,150.02	0.00	15,200,015.99	657,833.99	0.00						
MOOE		177,789,000.00	(17,778,900.00)	160,010,100.00	160,010,100.00	0.00	0.00	0.00	160,010,100.00	74,438,150.50	62,038,752.18	9,114,817.45	0.00	145,591,720.13	38,058,795.62	91,741,338.81	11,045,876.28	0.00	140,846,011.71	0.00	14,418,378.87	0.00	4,745,708.42						
Carabao-Based Enterprise Development	310100100003000	18,292,000.00	(1,829,200.00)	16,462,800.00	16,462,800.00	0.00	0.00	0.00	16,462,800.00	4,360,313.18	739,265.39	3,293,169.19	0.00	8,392,737.73	1,217,587.29	1,198,280.43	4,061,993.26	0.00	6,477,860.96	0.00	8,070,062.27	0.00	1,914,876.75						
MOOE		18,292,000.00	(1,829,200.00)	16,462,800.00	16,462,800.00	0.00	0.00	0.00	16,462,800.00	4,360,313.18	739,265.39	3,293,169.19	0.00	8,392,737.73	1,217,587.29	1,198,280.43	4,061,993.26	0.00	6,477,860.98	0.00	8,070,062.27	0.00	1,914,876.75						
Knowledge Management and Support Services	310100100004000	10,693,000.00	(561,200.00)	10,111,800.00	10,111,800.00	0.00	0.00	0.00	10,111,800.00	2,803,373.76	1,557,000.02	2,081,546.82	0.00	6,441,919.60	1,347,149.34	1,977,424.72	1,656,671.58	0.00	4,984,245.64	0.00	3,669,880.40	11,500.00	1,446,173.96						

Department : Department of Agriculture (DA)  
 Agency/Entity : Philippine Carabao Center  
 Operating Unit : < not applicable >  
 Organization Code : 05 010 000000  
 Fund Cluster : 01 Regular Agency Fund

X	Current Year Appropriations
	Supplemental
	Continuing Appropriations

(e.g. UACS Fund Cluster: 01-Regular Agency Fund, 02-Foreign Assisted Projects Fund, 03-Special Account-Locally Funded/Domestic Grants Fund, and 04-Special Account-Foreign Assisted/Foreign Grants Fund)


Particulars	UACS CODE	Appropriations					Allotments				Current Year Obligations					Current Year Disbursements					Balances			
		Authorized Appropriations	Adjustments (Transfer To/From, Modifications/)	Adjusted Appropriations	Allotments Received	Adjustments (Reductions, Modifications/ Augmentations)	Transfer To	Transfer From	Adjusted Total Allotments	1st Quarter Ending March 31	2nd Quarter Ending June 30	3rd Quarter Ending Sept. 30	4th Quarter Ending Dec. 31	TOTAL	1st Quarter Ending March 31	2nd Quarter Ending June 30	3rd Quarter Ending Sept. 30	4th Quarter Ending Dec. 31	TOTAL	Unreleased Appro	Unobligated Allotments	Unpaid Obligations (15-20)+(23+24)		
		3	4	5=(3+4)	6	7	8	9	10=[(6+(-)7)-8+9]	11	12	13	14	15=(11+12+13+14)	16	17	18	19	20=(16+17+18+19)	21	22	23	24	
PS		4,881,000.00	0.00	4,881,000.00	4,881,000.00	0.00	0.00	0.00	4,881,000.00	997,768.30	1,421,004.04	1,030,948.92	0.00	3,449,721.26	987,768.30	1,415,004.04	1,035,448.92	0.00	3,438,221.26	0.00	1,431,278.74	11,500.00	0.00	
MOOE		5,812,000.00	(581,200.00)	5,230,800.00	5,230,800.00	0.00	0.00	5,230,800.00	1,805,695.46	135,995.98	1,050,596.90	0.00	2,992,198.34	359,381.04	582,420.68	624,222.66	0.00	1,546,024.38	0.00	2,238,691.68	0.00	1,448,173.96	0.00	
Research for Development	310100100005000	89,243,000.00	(4,972,200.00)	84,270,800.00	84,270,800.00	0.00	0.00	84,270,800.00	26,017,652.55	15,286,069.67	17,893,509.15	0.00	59,197,231.37	15,173,632.31	15,577,848.54	14,994,304.34	0.00	45,745,685.19	0.00	25,073,568.63	286,671.01	13,164,675.17	0.00	
PS		39,521,000.00	0.00	39,521,000.00	39,521,000.00	0.00	0.00	39,521,000.00	9,858,969.38	11,975,212.55	7,483,290.67	0.00	29,317,472.60	9,476,009.03	12,207,001.91	7,347,790.65	0.00	29,030,801.59	0.00	10,203,527.40	286,671.01	0.00	0.00	
MOOE		49,722,000.00	(4,972,200.00)	44,749,800.00	44,749,800.00	0.00	0.00	44,749,800.00	16,158,833.17	3,310,857.12	10,410,218.48	0.00	29,979,758.77	5,697,623.28	3,370,946.63	7,646,513.69	0.00	16,715,083.90	0.00	14,870,941.23	0.00	13,164,675.17	0.00	
Animal Genetic Resource Conservation and Utilization	310100100006000	29,576,000.00	(2,430,893.00)	27,145,107.00	27,145,107.00	0.00	0.00	27,145,107.00	16,403,317.37	7,922,744.55	2,199,045.13	0.00	26,525,107.05	2,494,420.73	5,714,627.96	8,418,630.49	0.00	16,627,679.18	0.00	619,999.95	0.00	9,897,427.87	0.00	
PS		620,000.00	0.00	620,000.00	620,000.00	0.00	0.00	620,000.00	0.00	0.00	0.00	0.00	0.00	0.00	0.00	0.00	0.00	0.00	0.00	0.00	620,000.00	0.00	0.00	0.00
MOOE		28,956,000.00	(2,430,893.00)	26,525,107.00	26,525,107.00	0.00	0.00	26,525,107.00	16,403,317.37	7,922,744.55	2,199,045.13	0.00	26,525,107.05	2,494,420.73	5,714,627.96	8,418,630.49	0.00	16,627,679.18	0.00	(0.00)	0.00	9,897,427.87	0.00	
Project(s)		140,000,000.00	0.00	140,000,000.00	0.00	0.00	0.00	0.00	0.00	0.00	0.00	0.00	0.00	0.00	0.00	0.00	0.00	0.00	0.00	140,000,000.00	0.00	0.00	0.00	
Locally-Funded Project(s)		140,000,000.00	0.00	140,000,000.00	0.00	0.00	0.00	0.00	0.00	0.00	0.00	0.00	0.00	0.00	0.00	0.00	0.00	0.00	0.00	140,000,000.00	0.00	0.00	0.00	
Establishment of Province-Wide Carabao Based Business Improvement Network	310100200001000	110,000,000.00	0.00	110,000,000.00	0.00	0.00	0.00	0.00	0.00	0.00	0.00	0.00	0.00	0.00	0.00	0.00	0.00	0.00	0.00	110,000,000.00	0.00	0.00	0.00	
MOOE		34,100,000.00	0.00	34,100,000.00	0.00	0.00	0.00	0.00	0.00	0.00	0.00	0.00	0.00	0.00	0.00	0.00	0.00	0.00	0.00	34,100,000.00	0.00	0.00	0.00	
CO		75,900,000.00	0.00	75,900,000.00	0.00	0.00	0.00	0.00	0.00	0.00	0.00	0.00	0.00	0.00	0.00	0.00	0.00	0.00	0.00	75,900,000.00	0.00	0.00	0.00	
Establishment of Carabao Industry Hub	310100200004000	30,000,000.00	0.00	30,000,000.00	0.00	0.00	0.00	0.00	0.00	0.00	0.00	0.00	0.00	0.00	0.00	0.00	0.00	0.00	0.00	30,000,000.00	0.00	0.00	0.00	
MOOE		9,300,000.00	0.00	9,300,000.00	0.00	0.00	0.00	0.00	0.00	0.00	0.00	0.00	0.00	0.00	0.00	0.00	0.00	0.00	0.00	9,300,000.00	0.00	0.00	0.00	
CO		20,700,000.00	0.00	20,700,000.00	0.00	0.00	0.00	0.00	0.00	0.00	0.00	0.00	0.00	0.00	0.00	0.00	0.00	0.00	0.00	20,700,000.00	0.00	0.00	0.00	
Sub-Total, Operations		549,151,000.00	(29,014,993.00)	520,136,007.00	380,136,007.00	0.00	0.00	380,136,007.00	150,783,601.53	106,779,330.00	47,500,956.46	0.00	305,063,887.99	74,088,583.64	143,691,782.01	52,591,706.13	0.00	270,372,051.78	140,000,000.00	75,072,119.02	960,284.99	33,731,551.21	0.00	
PS		107,086,000.00	0.00	107,086,000.00	107,086,000.00	0.00	0.00	107,086,000.00	28,233,107.77	32,001,841.83	20,201,214.40	0.00	78,436,164.00	25,298,376.61	32,697,418.91	19,480,085.49	0.00	77,475,879.01	0.00	28,649,836.00	960,284.99	0.00	0.00	
MOOE		338,158,000.00	(29,011,093.00)	309,146,907.00	265,746,907.00	0.00	0.00	265,746,907.00	117,247,393.76	74,777,488.17	27,299,742.05	0.00	219,324,623.98	48,790,209.03	104,155,511.60	32,720,383.14	0.00	185,666,103.77	43,400,000.00	46,422,283.02	0.00	33,658,520.21	0.00	
FinEx (if Applicable)		0.00	0.00	0.00	0.00	0.00	0.00	0.00	0.00	0.00	0.00	0.00	0.00	0.00	0.00	0.00	0.00	0.00	0.00	0.00	0.00	0.00	0.00	
CO		103,907,000.00	(3,900.00)	103,903,100.00	7,303,100.00	0.00	0.00	7,303,100.00	7,303,100.00	0.00	0.00	0.00	0.00	7,303,100.00	0.00	6,838,831.50	391,237.50	0.00	7,230,069.00	96,600,000.00	0.00	0.00	73,031.00	
Sub-Total, Agency Specific Budget		587,105,000.00	(31,269,793.00)	555,835,207.00	415,835,207.00	0.00	0.00	415,835,207.00	162,889,908.06	117,153,918.24	54,796,834.88	0.00	334,840,661.18	81,518,663.17	154,293,637.88	61,033,696.58	0.00	297,415,997.63	140,000,000.00	80,994,545.92	960,284.99	36,464,378.56	0.00	
PS		122,442,000.00	0.00	122,442,000.00	122,442,000.00	0.00	0.00	122,442,000.00	29,687,980.88	39,451,934.21	23,082,486.98	0.00	92,222,402.07	28,528,458.77	40,372,300.24	22,361,358.07	0.00	91,262,117.98	0.00	30,219,597.93	960,284.99	0.00	0.00	
MOOE		360,706,000.00	(31,265,893.00)	329,440,107.00	288,040,107.00	0.00	0.00	288,040,107.00	125,898,827.18	77,701,984.03	31,714,347.90	0.00	235,315,159.11	52,990,204.40	107,652,506.14	38,281,101.01	0.00	198,923,811.55	43,400,000.00	50,724,947.89	0.00	36,391,347.56	0.00	
FinEx (if Applicable)		50,000.00	0.00	50,000.00	50,000.00	0.00	0.00	50,000.00	0.00	0.00	0.00	0.00	0.00	0.00	0.00	0.00	0.00	0.00	0.00	50,000.00	0.00	0.00	0.00	
CO		103,907,000.00	(3,900.00)	103,903,100.00	7,303,100.00	0.00	0.00	7,303,100.00	7,303,100.00	0.00	0.00	0.00	0.00	7,303,100.00	0.00	6,838,831.50	391,237.50	0.00	7,230,069.00	96,600,000.00	0.00	0.00	73,031.00	
II. Automatic Appropriations		10,278,000.00	(7,617,500.00)	2,660,500.00	10,368,500.00	(7,708,000.00)	0.00	0.00	2,660,500.00	3,058,877.23	(489,622.77)	0.00	2,569,254.46	3,014,648.11	(445,393.65)	0.00	0.00	2,569,254.46	0.00	91,245.54	0.00	0.00	0.00	
Specific Budgets of National Government Agencies		10,278,000.00	(7,617,500.00)	2,660,500.00	10,368,500.00	(7,708,000.00)	0.00	0.00	2,660,500.00	3,058,877.23	(489,622.77)	0.00	2,569,254.46	3,014,648.11	(445,393.65)	0.00	0.00	2,569,254.46	0.00	91,245.54	0.00	0.00	0.00	
Retirement and Life Insurance Premiums		10,278,000.00	(7,617,500.00)	2,660,500.00	10,368,500.00	(7,708,000.00)	0.00	0.00	2,660,500.00	3,058,877.23	(489,622.77)	0.00	2,569,254.46	3,014,648.11	(445,393.65)	0.00	0.00	2,569,254.46	0.00	91,245.54	0.00	0.00	0.00	
PS		10,278,000.00	(7,617,500.00)	2,660,500.00	10,368,500.00	(7,708,000.00)	0.00	0.00	2,660,500.00	3,058,877.23	(489,622.77)	0.00	2,569,254.46	3,014,648.11	(445,393.65)	0.00	0.00	2,569,254.46	0.00	91,245.54	0.00	0.00	0.00	


Department : Department of Agriculture (DA)  
 Agency/Entity : Philippine Carabao Center  
 Operating Unit : < not applicable >  
 Organization Code : 05 010 0000000  
 Fund Cluster : 01 Regular Agency Fund


X	Current Year Appropriations
	Supplemental
	Continuing Appropriations

(e.g. UACS Fund Cluster: 01-Regular Agency Fund, 02-Foreign Assisted Projects Fund, 03-Special Account-Locally Funded/Domestic Grants Fund, and 04-Special Account-Foreign Assisted/Foreign Grants Fund)

Particulars	UACS CODE	Appropriations			Allotments					Current Year Obligations					Current Year Disbursements					Balances			
		Authorized Appropriations	Adjustments (Transfer To/From, Modifications)	Adjusted Appropriations	Allotments Received	Adjustments (Reductions, Modifications/ Augmentations)	Transfer To	Transfer From	Adjusted Total Allotments	1st Quarter Ending March 31	2nd Quarter Ending June 30	3rd Quarter Ending Sept. 30	4th Quarter Ending Dec. 31	TOTAL	1st Quarter Ending March 31	2nd Quarter Ending June 30	3rd Quarter Ending Sept. 30	4th Quarter Ending Dec. 31	TOTAL	Unreleased Appro	Unobligated Allotments	Unpaid Obligations (15-20)=(23+24)	
		3	4	5=(3+4)	6	7	8	9	10=[(6+(-)7)-8+9]	11	12	13	14	15=(11+12+13+14)	16	17	18	19	20=(16+17+18+19)	21	22	23	24
Sub-total II. Automatic Appropriations		10,278,000.00	(7,517,500.00)	2,660,500.00	10,368,500.00	(7,708,000.00)	0.00	0.00	2,660,500.00	3,058,877.23	(489,622.77)	0.00	0.00	2,569,254.46	3,014,648.11	(445,393.65)	0.00	0.00	2,569,254.46	0.00	91,245.54	0.00	0.00
PS		10,278,000.00	(7,517,500.00)	2,660,500.00	10,368,500.00	(7,708,000.00)	0.00	0.00	2,660,500.00	3,058,877.23	(489,622.77)	0.00	0.00	2,569,254.46	3,014,648.11	(445,393.65)	0.00	0.00	2,569,254.46	0.00	91,245.54	0.00	0.00
MOOE		0.00	0.00	0.00	0.00	0.00	0.00	0.00	0.00	0.00	0.00	0.00	0.00	0.00	0.00	0.00	0.00	0.00	0.00	0.00	0.00	0.00	0.00
FinEx		0.00	0.00	0.00	0.00	0.00	0.00	0.00	0.00	0.00	0.00	0.00	0.00	0.00	0.00	0.00	0.00	0.00	0.00	0.00	0.00	0.00	0.00
CO		0.00	0.00	0.00	0.00	0.00	0.00	0.00	0.00	0.00	0.00	0.00	0.00	0.00	0.00	0.00	0.00	0.00	0.00	0.00	0.00	0.00	0.00
III. Special Purpose Fund		0.00	7,415,531.00	7,415,531.00	0.00	7,415,531.00	0.00	0.00	7,415,531.00	0.00	403,105.00	2,117,160.82	0.00	2,520,265.82	0.00	403,105.00	2,117,160.82	0.00	2,520,265.82	0.00	4,895,265.18	0.00	0.00
Miscellaneous Personnel Benefits Fund		0.00	7,012,426.00	7,012,426.00	0.00	7,012,426.00	0.00	0.00	7,012,426.00	0.00	0.00	2,117,160.82	0.00	2,117,160.82	0.00	0.00	2,117,160.82	0.00	2,117,160.82	0.00	4,895,265.18	0.00	0.00
PS		0.00	7,012,426.00	7,012,426.00	0.00	7,012,426.00	0.00	0.00	7,012,426.00	0.00	0.00	2,117,160.82	0.00	2,117,160.82	0.00	0.00	2,117,160.82	0.00	2,117,160.82	0.00	4,895,265.18	0.00	0.00
Pension and Gratuity Fund		0.00	403,105.00	403,105.00	0.00	403,105.00	0.00	0.00	403,105.00	0.00	403,105.00	0.00	0.00	403,105.00	0.00	403,105.00	0.00	0.00	403,105.00	0.00	0.00	0.00	0.00
PS		0.00	403,105.00	403,105.00	0.00	403,105.00	0.00	0.00	403,105.00	0.00	403,105.00	0.00	0.00	403,105.00	0.00	403,105.00	0.00	0.00	403,105.00	0.00	0.00	0.00	0.00
Sub-Total III. Special Purpose Fund		0.00	7,415,531.00	7,415,531.00	0.00	7,415,531.00	0.00	0.00	7,415,531.00	0.00	403,105.00	2,117,160.82	0.00	2,520,265.82	0.00	403,105.00	2,117,160.82	0.00	2,520,265.82	0.00	4,895,265.18	0.00	0.00
PS		0.00	7,415,531.00	7,415,531.00	0.00	7,415,531.00	0.00	0.00	7,415,531.00	0.00	403,105.00	2,117,160.82	0.00	2,520,265.82	0.00	403,105.00	2,117,160.82	0.00	2,520,265.82	0.00	4,895,265.18	0.00	0.00
MOOE		0.00	0.00	0.00	0.00	0.00	0.00	0.00	0.00	0.00	0.00	0.00	0.00	0.00	0.00	0.00	0.00	0.00	0.00	0.00	0.00	0.00	0.00
FinEx		0.00	0.00	0.00	0.00	0.00	0.00	0.00	0.00	0.00	0.00	0.00	0.00	0.00	0.00	0.00	0.00	0.00	0.00	0.00	0.00	0.00	0.00
CO		0.00	0.00	0.00	0.00	0.00	0.00	0.00	0.00	0.00	0.00	0.00	0.00	0.00	0.00	0.00	0.00	0.00	0.00	0.00	0.00	0.00	0.00
GRAND TOTAL		597,383,000.00	(31,471,762.00)	565,911,238.00	428,203,707.00	(292,469.00)	0.00	0.00	425,911,238.00	165,948,785.29	117,067,400.47	56,813,995.70	0.00	339,930,181.46	84,533,311.28	154,821,349.23	63,150,857.40	0.00	302,505,517.91	140,000,000.00	85,981,056.54	960,284.99	36,464,378.56
PS		132,720,000.00	(201,969.00)	132,518,031.00	132,610,500.00	(292,469.00)	0.00	0.00	132,518,031.00	32,746,858.11	39,365,416.44	25,199,547.80	0.00	97,311,922.35	31,543,106.68	40,330,011.59	24,478,518.89	0.00	96,351,637.36	0.00	35,206,108.66	960,284.99	33,731,551.21
MOOE		360,706,000.00	(31,268,893.00)	329,440,107.00	286,040,107.00	0.00	0.00	286,040,107.00	125,898,827.18	77,701,984.03	31,714,347.90	0.00	235,315,159.11	52,990,294.40	107,652,506.14	36,281,101.01	0.00	198,923,811.55	43,400,000.00	50,724,947.89	0.00	36,391,347.56	
FinEx		50,000.00	0.00	50,000.00	50,000.00	0.00	0.00	50,000.00	0.00	0.00	0.00	0.00	0.00	0.00	0.00	0.00	0.00	0.00	0.00	0.00	0.00	0.00	0.00
CO		103,907,000.00	(3,900.00)	103,903,100.00	7,303,100.00	0.00	0.00	7,303,100.00	0.00	0.00	0.00	0.00	0.00	7,303,100.00	0.00	6,838,831.50	391,237.50	0.00	7,230,069.00	96,600,000.00	0.00	0.00	73,031.00
Recapitulation by OO:																							
I. Agency Specific Budget		549,151,000.00	(29,014,993.00)	520,136,007.00	380,136,007.00	0.00	0.00	0.00	380,136,007.00	150,783,601.53	106,779,330.00	47,500,956.45	0.00	305,063,887.98	74,088,583.64	143,691,762.01	52,591,706.13	0.00	270,372,051.78	140,000,000.00	75,072,119.02	960,284.99	33,731,551.21
NATIONAL CARABAO DEVELOPMENT PROGRAM		549,151,000.00	(29,014,993.00)	520,136,007.00	380,136,007.00	0.00	0.00	0.00	380,136,007.00	150,783,601.53	106,779,330.00	47,500,956.45	0.00	305,063,887.98	74,088,583.64	143,691,762.01	52,591,706.13	0.00	270,372,051.78	140,000,000.00	75,072,119.02	960,284.99	33,731,551.21

Certified Correct:  
  
 CHERRY PEARL CARIVERIA  
 Accountant III  
 Date: 2020-10-30 18:20:11.0

Certified Correct:  
  
 AIMEE T. FULGENCIO  
 Budget Officer  
 Date: 2020-10-30 18:20:11.0

Recommending Approval:  
  
 AIMEE T. FULGENCIO  
 OIC-Chief, Administrative and Financial Management Division  
 Date: 2020-10-30 18:21:

Approved By:  
  
 CLARO N. MUNGALA  
 OIC-Executive Director  
 Date: 2020-10-30 18:21:

STATEMENT OF APPROPRIATIONS, ALLOTMENTS, OBLIGATIONS, DISBURSEMENTS AND BALANCES

As at the Quarter Ending September 30, 2020

Department: Department of Agriculture (DA)  
 Agency: Philippine Carabao Center  
 Operating Unit: < not applicable >  
 Organization Code: 05 010 000000  
 Fund Cluster: 01 Regular Agency Fund

	Current Year
	Supplemental
X	Continuing Appropriations

(e.g. UACS Fund Cluster: 01-Regular Agency Fund, 02-Foreign Assisted Projects Fund, 03-Special Account-Locally Funded/Domestic Grants Fund, and 04-Special Account-Foreign Assisted/Foreign Grants Fund)

Particulars	UACS CODE	Appropriations					Allotments		Current Year Obligations							Current Year Disbursements					Balances			
		Authorized Appropriations	Adjustments (Transfer To/From, Realignment)	Adjusted Appropriations	Allotments Received	Adjustments (Withdrawal, Realignment)	Transfer To	Transfer From	Adjusted Total Allotments	1st Quarter Ending March 31	2nd Quarter Ending June 30	3rd Quarter Ending Sept. 30	4th Quarter Ending Dec. 31	TOTAL	1st Quarter Ending March 31	2nd Quarter Ending June 30	3rd Quarter Ending Sept. 30	4th Quarter Ending Dec. 31	TOTAL	Unreleased Appro	Unobligated Allotments	Unpaid Obligations (15-20)=(23+24)		
																						Due and Demandable	Not Yet Due and Demandable	
1	2	3	4	5=(3+4)	6	7	8	9	10=[(6+(-17)-8+9)]	11	12	13	14	15=(11+12+13+14)	16	17	18	19	20=(16+17+18+19)	21=(5-10)	22=(10-15)	23	24	
1. Continuing Appropriations		2,063,739.70	(1,369,489.27)	694,250.43	2,063,739.70	(1,369,489.27)	0.00	0.00	694,250.43	0.00	92,867.00	204,303.29	0.00	297,170.29	0.00	15,872.00	270,353.47	0.00	286,225.47	0.00	397,080.14	0.00	10,944.82	
I. Agency Specific Budget		1,872,694.22	(1,369,489.27)	503,204.95	1,872,694.22	(1,369,489.27)	0.00	0.00	503,204.95	0.00	92,867.00	204,303.29	0.00	297,170.29	0.00	15,872.00	270,353.47	0.00	286,225.47	0.00	206,034.66	0.00	10,944.82	
General Administration and Support	1000000000000000	65,872.00	0.00	65,872.00	65,872.00	0.00	0.00	0.00	65,872.00	0.00	15,872.00	0.00	0.00	15,872.00	0.00	15,872.00	0.00	0.00	15,872.00	0.00	50,000.00	0.00	0.00	
General Management and Supervision	100000100001000	50,000.00	0.00	50,000.00	50,000.00	0.00	0.00	0.00	50,000.00	0.00	0.00	0.00	0.00	0.00	0.00	0.00	0.00	0.00	0.00	0.00	50,000.00	0.00	0.00	
FinEx		50,000.00	0.00	50,000.00	50,000.00	0.00	0.00	0.00	50,000.00	0.00	0.00	0.00	0.00	0.00	0.00	0.00	0.00	0.00	0.00	0.00	50,000.00	0.00	0.00	
Administration of Personnel Benefits	100000100002000	15,872.00	0.00	15,872.00	15,872.00	0.00	0.00	0.00	15,872.00	0.00	15,872.00	0.00	0.00	15,872.00	0.00	15,872.00	0.00	0.00	15,872.00	0.00	0.00	0.00	0.00	
PS		15,872.00	0.00	15,872.00	15,872.00	0.00	0.00	0.00	15,872.00	0.00	15,872.00	0.00	0.00	15,872.00	0.00	15,872.00	0.00	0.00	15,872.00	0.00	0.00	0.00	0.00	
Sub-Total, General Administration and Support		65,872.00	0.00	65,872.00	65,872.00	0.00	0.00	0.00	65,872.00	0.00	15,872.00	0.00	0.00	15,872.00	0.00	15,872.00	0.00	0.00	15,872.00	0.00	50,000.00	0.00	0.00	
PS		15,872.00	0.00	15,872.00	15,872.00	0.00	0.00	0.00	15,872.00	0.00	15,872.00	0.00	0.00	15,872.00	0.00	15,872.00	0.00	0.00	15,872.00	0.00	0.00	0.00	0.00	
MOOE		0.00	0.00	0.00	0.00	0.00	0.00	0.00	0.00	0.00	0.00	0.00	0.00	0.00	0.00	0.00	0.00	0.00	0.00	0.00	0.00	0.00	0.00	
FinEx (if Applicable)		50,000.00	0.00	50,000.00	50,000.00	0.00	0.00	0.00	50,000.00	0.00	0.00	0.00	0.00	0.00	0.00	0.00	0.00	0.00	0.00	0.00	50,000.00	0.00	0.00	
CO		0.00	0.00	0.00	0.00	0.00	0.00	0.00	0.00	0.00	0.00	0.00	0.00	0.00	0.00	0.00	0.00	0.00	0.00	0.00	0.00	0.00	0.00	
Operations	3000000000000000	1,806,822.22	(1,369,489.27)	437,332.95	1,806,822.22	(1,369,489.27)	0.00	0.00	437,332.95	0.00	76,995.00	204,303.29	0.00	281,298.29	0.00	0.00	270,353.47	0.00	270,353.47	0.00	156,034.66	0.00	10,944.82	
OO - Carabao-based enterprises enhanced		1,806,822.22	(1,369,489.27)	437,332.95	1,806,822.22	(1,369,489.27)	0.00	0.00	437,332.95	0.00	76,995.00	204,303.29	0.00	281,298.29	0.00	0.00	270,353.47	0.00	270,353.47	0.00	156,034.66	0.00	10,944.82	
NATIONAL CARABAO DEVELOPMENT PROGRAM		1,806,822.22	(1,369,489.27)	437,332.95	1,806,822.22	(1,369,489.27)	0.00	0.00	437,332.95	0.00	76,995.00	204,303.29	0.00	281,298.29	0.00	0.00	270,353.47	0.00	270,353.47	0.00	156,034.66	0.00	10,944.82	
Formulation, Monitoring and Evaluation of Plans, Programs and Projects	310100100001000	1,330,973.25	(1,264,952.30)	66,020.95	1,330,973.25	(1,264,952.30)	0.00	0.00	66,020.95	0.00	0.00	0.00	0.00	0.00	0.00	0.00	0.00	0.00	0.00	0.00	66,020.95	0.00	0.00	
MOOE		1,264,952.30	(1,264,952.30)	0.00	1,264,952.30	(1,264,952.30)	0.00	0.00	0.00	0.00	0.00	0.00	0.00	0.00	0.00	0.00	0.00	0.00	0.00	0.00	0.00	0.00	0.00	
CO		66,020.95	0.00	66,020.95	66,020.95	0.00	0.00	0.00	66,020.95	0.00	0.00	0.00	0.00	0.00	0.00	0.00	0.00	0.00	0.00	0.00	66,020.95	0.00	0.00	
Intensification of the National Uloradino Program	310100100002000	284,312.00	0.00	284,312.00	284,312.00	0.00	0.00	0.00	284,312.00	0.00	76,995.00	204,303.29	0.00	281,298.29	0.00	0.00	270,353.47	0.00	270,353.47	0.00	3,013.71	0.00	10,944.82	
CO		284,312.00	0.00	284,312.00	284,312.00	0.00	0.00	0.00	284,312.00	0.00	76,995.00	204,303.29	0.00	281,298.29	0.00	0.00	270,353.47	0.00	270,353.47	0.00	3,013.71	0.00	10,944.82	
Carabao-Based Enterprise Development	310100100003000	60,000.00	0.00	60,000.00	60,000.00	0.00	0.00	0.00	60,000.00	0.00	0.00	0.00	0.00	0.00	0.00	0.00	0.00	0.00	0.00	0.00	60,000.00	0.00	0.00	
CO		60,000.00	0.00	60,000.00	60,000.00	0.00	0.00	0.00	60,000.00	0.00	0.00	0.00	0.00	0.00	0.00	0.00	0.00	0.00	0.00	0.00	60,000.00	0.00	0.00	
Animal Genetic Resource Conservation and Utilization	310100100006000	27,000.00	0.00	27,000.00	27,000.00	0.00	0.00	0.00	27,000.00	0.00	0.00	0.00	0.00	0.00	0.00	0.00	0.00	0.00	0.00	0.00	27,000.00	0.00	0.00	
PS		27,000.00	0.00	27,000.00	27,000.00	0.00	0.00	0.00	27,000.00	0.00	0.00	0.00	0.00	0.00	0.00	0.00	0.00	0.00	0.00	0.00	27,000.00	0.00	0.00	
Locally-Funded Project(s)		104,536.97	(104,536.97)	0.00	104,536.97	(104,536.97)	0.00	0.00	0.00	0.00	0.00	0.00	0.00	0.00	0.00	0.00	0.00	0.00	0.00	0.00	0.00	0.00	0.00	
Establishment of Province Wide Carabao-Based Business Improvement Network	310100200001000	104,536.97	(104,536.97)	0.00	104,536.97	(104,536.97)	0.00	0.00	0.00	0.00	0.00	0.00	0.00	0.00	0.00	0.00	0.00	0.00	0.00	0.00	0.00	0.00	0.00	
MOOE		104,536.97	(104,536.97)	0.00	104,536.97	(104,536.97)	0.00	0.00	0.00	0.00	0.00	0.00	0.00	0.00	0.00	0.00	0.00	0.00	0.00	0.00	0.00	0.00	0.00	

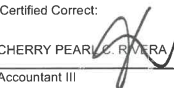



Department: Department of Agriculture (DA)  
 Agency: Philippine Carabao Center  
 Operating Unit: < not applicable >  
 Organization Code: 05 010 0000000  
 Fund Cluster: 01 Regular Agency Fund


(e.g. UACS Fund Cluster: 01-Regular Agency Fund, 02-Foreign Assisted Projects Fund, 03-Special Account-Locally Funded/Domestic Grants Fund, and 04-Special Account-Foreign Assisted/Foreign Grants Fund)


	Current Year
	Supplemental
X	Continuing Appropriations

Particulars	UACS CODE	Appropriations				Allotments				Current Year Obligations					Current Year Disbursements				Balances					
		Authorized Appropriations	Adjustments (Transfer To/From, Realignment)	Adjusted Appropriations	Allotments Received	Adjustments (Withdrawal, Realignment)	Transfer To	Transfer From	Adjusted Total Allotments	1st Quarter Ending March 31	2nd Quarter Ending June 30	3rd Quarter Ending Sept. 30	4th Quarter Ending Dec. 31	TOTAL	1st Quarter Ending March 31	2nd Quarter Ending June 30	3rd Quarter Ending Sept. 30	4th Quarter Ending Dec. 31	TOTAL	Unreleased Appro	Unobligated Allotments	Unpaid Obligations (15-20)+(23+24)		
		3	4	5=(3+4)	6	7	8	9	10=[(6+(-)7)-8+9]	11	12	13	14	15=(11+12+13+14)	16	17	18	19	20=(16+17+18+19)	21=(5-10)	22=(10-15)	23	24	
Sub-Total, Operations		1,806,822.22	(1,369,489.27)	437,332.95	1,806,822.22	(1,369,489.27)	0.00	0.00	437,332.95	0.00	76,995.00	204,303.29	0.00	281,298.29	0.00	0.00	0.00	270,353.47	0.00	270,353.47	0.00	156,034.66	0.00	10,944.82
PS		27,000.00	0.00	27,000.00	27,000.00	0.00	0.00	27,000.00	0.00	0.00	0.00	0.00	0.00	0.00	0.00	0.00	0.00	0.00	0.00	0.00	0.00	27,000.00	0.00	0.00
MOOE		1,369,489.27	(1,369,489.27)	0.00	1,369,489.27	(1,369,489.27)	0.00	0.00	0.00	0.00	0.00	0.00	0.00	0.00	0.00	0.00	0.00	0.00	0.00	0.00	0.00	0.00	0.00	0.00
FinEx (if Applicable)		0.00	0.00	0.00	0.00	0.00	0.00	0.00	0.00	0.00	0.00	0.00	0.00	0.00	0.00	0.00	0.00	0.00	0.00	0.00	0.00	0.00	0.00	0.00
CO		410,332.95	0.00	410,332.95	410,332.95	0.00	0.00	0.00	410,332.95	0.00	76,995.00	204,303.29	0.00	281,298.29	0.00	0.00	0.00	270,353.47	0.00	270,353.47	0.00	129,034.66	0.00	10,944.82
II. Special Purpose Fund		191,045.48	0.00	191,045.48	191,045.48	0.00	0.00	0.00	191,045.48	0.00	0.00	0.00	0.00	0.00	0.00	0.00	0.00	0.00	0.00	0.00	0.00	191,045.48	0.00	0.00
General Administration and Support	1000000000000000	191,045.48	0.00	191,045.48	191,045.48	0.00	0.00	0.00	191,045.48	0.00	0.00	0.00	0.00	0.00	0.00	0.00	0.00	0.00	0.00	0.00	0.00	191,045.48	0.00	0.00
General Management and Supervisor	100000100001000	191,045.48	0.00	191,045.48	191,045.48	0.00	0.00	0.00	191,045.48	0.00	0.00	0.00	0.00	0.00	0.00	0.00	0.00	0.00	0.00	0.00	0.00	191,045.48	0.00	0.00
PS		191,045.48	0.00	191,045.48	191,045.48	0.00	0.00	0.00	191,045.48	0.00	0.00	0.00	0.00	0.00	0.00	0.00	0.00	0.00	0.00	0.00	0.00	191,045.48	0.00	0.00
Sub-Total, General Administration and Support		191,045.48	0.00	191,045.48	191,045.48	0.00	0.00	0.00	191,045.48	0.00	0.00	0.00	0.00	0.00	0.00	0.00	0.00	0.00	0.00	0.00	0.00	191,045.48	0.00	0.00
PS		191,045.48	0.00	191,045.48	191,045.48	0.00	0.00	0.00	191,045.48	0.00	0.00	0.00	0.00	0.00	0.00	0.00	0.00	0.00	0.00	0.00	0.00	191,045.48	0.00	0.00
MOOE		0.00	0.00	0.00	0.00	0.00	0.00	0.00	0.00	0.00	0.00	0.00	0.00	0.00	0.00	0.00	0.00	0.00	0.00	0.00	0.00	0.00	0.00	0.00
FinEx (if Applicable)		0.00	0.00	0.00	0.00	0.00	0.00	0.00	0.00	0.00	0.00	0.00	0.00	0.00	0.00	0.00	0.00	0.00	0.00	0.00	0.00	0.00	0.00	0.00
CO		0.00	0.00	0.00	0.00	0.00	0.00	0.00	0.00	0.00	0.00	0.00	0.00	0.00	0.00	0.00	0.00	0.00	0.00	0.00	0.00	0.00	0.00	0.00
GRAND TOTAL		2,063,739.70	(1,369,489.27)	694,250.43	2,063,739.70	(1,369,489.27)	0.00	0.00	694,250.43	0.00	92,867.00	204,303.29	0.00	297,170.29	0.00	15,872.00	270,353.47	0.00	286,225.47	0.00	397,080.14	0.00	10,944.82	
PS		233,917.48	0.00	233,917.48	233,917.48	0.00	0.00	0.00	233,917.48	0.00	15,872.00	0.00	0.00	15,872.00	0.00	15,872.00	0.00	0.00	15,872.00	0.00	218,045.48	0.00	0.00	
MOOE		1,369,489.27	(1,369,489.27)	0.00	1,369,489.27	(1,369,489.27)	0.00	0.00	0.00	0.00	0.00	0.00	0.00	0.00	0.00	0.00	0.00	0.00	0.00	0.00	0.00	0.00	0.00	
FinEx (if Applicable)		50,000.00	0.00	50,000.00	50,000.00	0.00	0.00	0.00	50,000.00	0.00	0.00	0.00	0.00	0.00	0.00	0.00	0.00	0.00	0.00	0.00	50,000.00	0.00	0.00	
CO		410,332.95	0.00	410,332.95	410,332.95	0.00	0.00	0.00	410,332.95	0.00	76,995.00	204,303.29	0.00	281,298.29	0.00	0.00	0.00	270,353.47	0.00	270,353.47	0.00	129,034.66	0.00	10,944.82

Certified Correct:  
  
 CHERRY PEARL R. RIVERA  
 Accountant III  
 Date: 2020-10-30 18:20:11.0

Certified Correct:  
  
 AIMEE T. FULGENCIO  
 Budget Officer  
 Date: 2020-10-30 18:20:11.0

Recommending Approval:  
  
 AIMEE T. FULGENCIO  
 OIC-Chief, Administrative and Financial Management Division  
 Date: 2020-10-30 18:21:

Approved By:  
  
 CLARO N. MINGALA  
 OIC-Executive Director  
 Date: 2020-10-30 18:21:54.0