

STATEMENT OF APPROPRIATIONS, ALLOTMENTS, OBLIGATIONS, DISBURSEMENTS AND BALANCES
As at the Quarter Ending March 31, 2021

Department : Department of Agriculture (DA)
Agency/Entity : Philippine Carabao Center
Operating Unit : < not applicable >
Organization Code (UACS) : 05 010 0000000
Fund Cluster : 01 Regular Agency Fund
(e.g. UACS Fund Cluster: 01-Regular Agency Fund, 02-Foreign Assisted Projects Fund, 03-Special Account-Locally Funded/Domestic Grants Fund, and 04-Special Account-Foreign Assisted/Foreign Grants Fund)

X	Current Year Appropriations
	Supplemental Appropriations
	Continuing Appropriations

Particulars	UACS CODE	Appropriations					Allotments				Current Year Obligations					Current Year Disbursements					Balances			
		Authorized Appropriations	Adjustments (Transfer To/From, Modifications/	Adjusted Appropriations	Allotments Received	Adjustments (Reductions, Modifications/	Transfer To	Transfer From	Adjusted Total Allotments	1st Quarter Ending March 31	2nd Quarter Ending June 30	3rd Quarter Ending Sept. 30	4th Quarter Ending Dec. 31	TOTAL	1st Quarter Ending March 31	2nd Quarter Ending June 30	3rd Quarter Ending Sept. 30	4th Quarter Ending Dec. 31	TOTAL	Unreleased Appro	Unobligated Allotments	Unpaid Obligations		
		3	4	5=(3+4)	6	7	8	9	10=[(6+(-)7)-8+9]	11	12	13	14	15=(11+12+13+14)	16	17	18	19	20=(16+17+18+19)	21	22	23	24	
Agency Specific Budget		595,703,000.00	0.00	595,703,000.00	485,703,000.00	0.00	0.00	0.00	485,703,000.00	186,478,469.67	0.00	0.00	0.00	186,478,469.67	86,451,295.84	0.00	0.00	0.00	86,451,295.84	110,000,000.00	319,224,530.33	819,048.78	79,208,125.05	
General Administration and Support	1000000000000000	39,779,000.00	0.00	39,779,000.00	39,779,000.00	0.00	0.00	0.00	39,779,000.00	12,646,316.10	0.00	0.00	0.00	12,646,316.10	4,857,269.51	0.00	0.00	0.00	4,857,269.51	0.00	27,132,683.90	399,226.24	7,389,820.35	
General Management and Supervision	100000100001000	39,779,000.00	0.00	39,779,000.00	39,779,000.00	0.00	0.00	0.00	39,779,000.00	12,646,316.10	0.00	0.00	0.00	12,646,316.10	4,857,269.51	0.00	0.00	0.00	4,857,269.51	0.00	27,132,683.90	399,226.24	7,389,820.35	
PS		14,516,000.00	0.00	14,516,000.00	14,516,000.00	0.00	0.00	0.00	14,516,000.00	2,928,906.81	0.00	0.00	0.00	2,928,906.81	2,529,680.57	0.00	0.00	0.00	2,529,680.57	0.00	11,567,093.19	399,226.24	0.00	
MOOE		25,213,000.00	0.00	25,213,000.00	25,213,000.00	0.00	0.00	0.00	25,213,000.00	9,707,445.39	0.00	0.00	0.00	9,707,445.39	2,325,125.04	0.00	0.00	0.00	2,325,125.04	0.00	15,505,554.61	0.00	7,382,320.35	
FinEx		50,000.00	0.00	50,000.00	50,000.00	0.00	0.00	0.00	50,000.00	9,963.90	0.00	0.00	0.00	9,963.90	2,463.90	0.00	0.00	0.00	2,463.90	0.00	40,036.10	0.00	7,500.00	
Sub-Total, General Administration and Support		39,779,000.00	0.00	39,779,000.00	39,779,000.00	0.00	0.00	0.00	39,779,000.00	12,646,316.10	0.00	0.00	0.00	12,646,316.10	4,857,269.51	0.00	0.00	0.00	4,857,269.51	0.00	27,132,683.90	399,226.24	7,389,820.35	
PS		14,516,000.00	0.00	14,516,000.00	14,516,000.00	0.00	0.00	0.00	14,516,000.00	2,928,906.81	0.00	0.00	0.00	2,928,906.81	2,529,680.57	0.00	0.00	0.00	2,529,680.57	0.00	11,567,093.19	399,226.24	0.00	
MOOE		25,213,000.00	0.00	25,213,000.00	25,213,000.00	0.00	0.00	0.00	25,213,000.00	9,707,445.39	0.00	0.00	0.00	9,707,445.39	2,325,125.04	0.00	0.00	0.00	2,325,125.04	0.00	15,505,554.61	0.00	7,382,320.35	
FinEx (if Applicable)		50,000.00	0.00	50,000.00	50,000.00	0.00	0.00	0.00	50,000.00	9,963.90	0.00	0.00	0.00	9,963.90	2,463.90	0.00	0.00	0.00	2,463.90	0.00	40,036.10	0.00	7,500.00	
CO		0.00	0.00	0.00	0.00	0.00	0.00	0.00	0.00	0.00	0.00	0.00	0.00	0.00	0.00	0.00	0.00	0.00	0.00	0.00	0.00	0.00	0.00	
Operations	3000000000000000	555,924,000.00	0.00	555,924,000.00	445,924,000.00	0.00	0.00	0.00	445,924,000.00	153,832,153.57	0.00	0.00	0.00	153,832,153.57	81,594,026.33	0.00	0.00	0.00	81,594,026.33	110,000,000.00	292,091,846.43	419,822.54	71,816,304.70	
OO : Carabao-based enterprises enhanced		555,924,000.00	0.00	555,924,000.00	445,924,000.00	0.00	0.00	0.00	445,924,000.00	153,832,153.57	0.00	0.00	0.00	153,832,153.57	81,594,026.33	0.00	0.00	0.00	81,594,026.33	110,000,000.00	292,091,846.43	419,822.54	71,816,304.70	
NATIONAL CARABAO DEVELOPMENT PROGRAM		555,924,000.00	0.00	555,924,000.00	445,924,000.00	0.00	0.00	0.00	445,924,000.00	153,832,153.57	0.00	0.00	0.00	153,832,153.57	81,594,026.33	0.00	0.00	0.00	81,594,026.33	110,000,000.00	292,091,846.43	419,822.54	71,816,304.70	
Formulation, Monitoring and Evaluation of Plans, Programs and Projects	310100100001000	33,939,000.00	0.00	33,939,000.00	33,939,000.00	0.00	0.00	0.00	33,939,000.00	10,932,659.10	0.00	0.00	0.00	10,932,659.10	1,232,797.00	0.00	0.00	0.00	1,232,797.00	0.00	23,006,340.90	0.00	9,699,862.10	
PS		5,373,000.00	0.00	5,373,000.00	5,373,000.00	0.00	0.00	0.00	5,373,000.00	797,394.62	0.00	0.00	0.00	797,394.62	797,394.62	0.00	0.00	0.00	797,394.62	0.00	4,575,605.38	0.00	0.00	
MOOE		19,447,000.00	0.00	19,447,000.00	19,447,000.00	0.00	0.00	0.00	19,447,000.00	3,222,598.34	0.00	0.00	0.00	3,222,598.34	435,402.38	0.00	0.00	0.00	435,402.38	0.00	16,224,401.66	0.00	2,787,195.96	
CO		9,119,000.00	0.00	9,119,000.00	9,119,000.00	0.00	0.00	0.00	9,119,000.00	6,912,666.14	0.00	0.00	0.00	6,912,666.14	0.00	0.00	0.00	0.00	0.00	0.00	2,206,333.86	0.00	6,812,666.14	
Intensification of the National Upgrading Program	310100100002000	253,028,000.00	0.00	253,028,000.00	253,028,000.00	0.00	0.00	0.00	253,028,000.00	89,471,213.79	0.00	0.00	0.00	89,471,213.79	64,913,060.62	0.00	0.00	0.00	64,913,060.62	0.00	163,556,786.21	0.00	24,558,153.17	
PS		54,221,000.00	0.00	54,221,000.00	54,221,000.00	0.00	0.00	0.00	54,221,000.00	14,428,742.77	0.00	0.00	0.00	14,428,742.77	39,792,257.23	0.00	0.00	0.00	39,792,257.23	0.00	14,428,742.77	0.00	0.00	
MOOE		198,807,000.00	0.00	198,807,000.00	198,807,000.00	0.00	0.00	0.00	198,807,000.00	75,042,471.02	0.00	0.00	0.00	75,042,471.02	50,484,317.85	0.00	0.00	0.00	50,484,317.85	0.00	120,764,528.98	0.00	24,558,153.17	
Carabao-Based Enterprise Development	310100100003000	20,455,000.00	0.00	20,455,000.00	20,455,000.00	0.00	0.00	0.00	20,455,000.00	3,962,841.72	0.00	0.00	0.00	3,962,841.72	647,211.10	0.00	0.00	0.00	647,211.10	0.00	16,492,158.28	0.00	3,315,630.62	
MOOE		20,455,000.00	0.00	20,455,000.00	20,455,000.00	0.00	0.00	0.00	20,455,000.00	3,962,841.72	0.00	0.00	0.00	3,962,841.72	647,211.10	0.00	0.00	0.00	647,211.10	0.00	16,492,158.28	0.00	3,315,630.62	
Knowledge Management and Support Services	310100100004000	11,685,000.00	0.00	11,685,000.00	11,685,000.00	0.00	0.00	0.00	11,685,000.00	3,131,241.48	0.00	0.00	0.00	3,131,241.48	1,424,058.35	0.00	0.00	0.00	1,424,058.35	0.00	8,553,756.52	0.00	1,707,183.13	
PS		5,186,000.00	0.00	5,186,000.00	5,186,000.00	0.00	0.00	0.00	5,186,000.00	1,059,838.26	0.00	0.00	0.00	1,059,838.26	1,059,838.26	0.00	0.00	0.00	1,059,838.26	0.00	4,126,161.74	0.00	0.00	
MOOE		6,499,000.00	0.00	6,499,000.00	6,499,000.00	0.00	0.00	0.00	6,499,000.00	2,071,403.22	0.00	0.00	0.00	2,071,403.22	364,220.09	0.00	0.00	0.00	364,220.09	0.00	4,427,594.78	0.00	1,707,183.13	

This report was generated using the Unified Reporting System on 29/04/2021 09:06 version.FAR1.2.5 ; Status : SUBMITTED

Department : Department of Agriculture (DA)
 Agency/Entity : Philippine Carabao Center
 Operating Unit : < not applicable >
 Organization Code (UACS) : 05 010 0000000
 Fund Cluster : 01 Regular Agency Fund
 (e.g. UACS Fund Cluster: 01-Regular Agency Fund, 02-Foreign Assisted Projects Fund, 03-Special Account-Locally Funded/Domestic Grants Fund, and 04-Special Account-Foreign Assisted/Foreign Grants Fund)


X	Current Year Appropriations
	Supplemental Appropriations
	Continuing Appropriations


Particulars	UACS CODE	Appropriations			Allotments					Current Year Obligations					Current Year Disbursements					Balances			
		Authorized Appropriations	Adjustments (Transfer To/From, Modifications/)	Adjusted Appropriations	Allotments Received	Adjustments (Reductions, Modifications/)	Transfer To	Transfer From	Adjusted Total Allotments	1st Quarter Ending March 31	2nd Quarter Ending June 30	3rd Quarter Ending Sept. 30	4th Quarter Ending Dec. 31	TOTAL	1st Quarter Ending March 31	2nd Quarter Ending June 30	3rd Quarter Ending Sept. 30	4th Quarter Ending Dec. 31	TOTAL	Unreleased Appro	Unobligated Allotments	Unpaid Obligations	
		3	4	5=(3+4)	6	7	8	9	10=[(6+(-))]-8+9]	11	12	13	14	15=(11+12+13+14)	16	17	18	19	20=(16+17+18+19)	21	22	23	24
Research for Development	310100100005000	94,242,000.00	0.00	94,242,000.00	94,242,000.00	0.00	0.00	0.00	94,242,000.00	28,912,632.95	0.00	0.00	0.00	28,912,632.95	11,238,963.63	0.00	0.00	0.00	11,238,963.63	0.00	65,329,367.05	419,822.54	17,253,846.78
PS		38,642,000.00	0.00	38,642,000.00	38,642,000.00	0.00	0.00	0.00	38,642,000.00	9,236,328.82	0.00	0.00	0.00	9,236,328.82	8,816,596.28	0.00	0.00	0.00	8,816,596.28	0.00	29,405,671.18	419,822.54	0.00
MOE		55,600,000.00	0.00	55,600,000.00	55,600,000.00	0.00	0.00	0.00	55,600,000.00	19,676,304.13	0.00	0.00	0.00	19,676,304.13	2,422,457.35	0.00	0.00	0.00	2,422,457.35	0.00	35,923,695.87	0.00	17,253,846.78
Animal Genetic Resource Conservation and Utilization	310100100006000	32,575,000.00	0.00	32,575,000.00	32,575,000.00	0.00	0.00	0.00	32,575,000.00	17,421,564.53	0.00	0.00	0.00	17,421,564.53	2,137,935.63	0.00	0.00	0.00	2,137,935.63	0.00	15,153,435.47	0.00	15,283,628.90
PS		662,000.00	0.00	662,000.00	662,000.00	0.00	0.00	0.00	662,000.00	0.00	0.00	0.00	0.00	0.00	0.00	0.00	0.00	0.00	0.00	0.00	662,000.00	0.00	0.00
MOE		31,913,000.00	0.00	31,913,000.00	31,913,000.00	0.00	0.00	0.00	31,913,000.00	17,421,564.53	0.00	0.00	0.00	17,421,564.53	2,137,935.63	0.00	0.00	0.00	2,137,935.63	0.00	14,491,435.47	0.00	15,283,628.90
Project(s)		110,000,000.00	0.00	110,000,000.00	110,000,000.00	0.00	0.00	0.00	110,000,000.00	0.00	0.00	0.00	0.00	0.00	0.00	0.00	0.00	0.00	0.00	110,000,000.00	0.00	0.00	0.00
Locally-Funded Project(s)		110,000,000.00	0.00	110,000,000.00	110,000,000.00	0.00	0.00	0.00	110,000,000.00	0.00	0.00	0.00	0.00	0.00	0.00	0.00	0.00	0.00	0.00	110,000,000.00	0.00	0.00	0.00
Establishment of Carabao Dairy Centers	310100200005000	110,000,000.00	0.00	110,000,000.00	110,000,000.00	0.00	0.00	0.00	110,000,000.00	0.00	0.00	0.00	0.00	0.00	0.00	0.00	0.00	0.00	0.00	110,000,000.00	0.00	0.00	0.00
MOE		34,100,000.00	0.00	34,100,000.00	34,100,000.00	0.00	0.00	0.00	34,100,000.00	0.00	0.00	0.00	0.00	0.00	0.00	0.00	0.00	0.00	0.00	34,100,000.00	0.00	0.00	0.00
CO		75,900,000.00	0.00	75,900,000.00	75,900,000.00	0.00	0.00	0.00	75,900,000.00	0.00	0.00	0.00	0.00	0.00	0.00	0.00	0.00	0.00	0.00	75,900,000.00	0.00	0.00	0.00
Sub-Total, Operations		555,924,000.00	0.00	555,924,000.00	445,924,000.00	0.00	0.00	0.00	445,924,000.00	153,832,153.57	0.00	0.00	0.00	153,832,153.57	81,594,026.33	0.00	0.00	0.00	81,594,026.33	110,000,000.00	292,091,846.43	419,822.54	71,818,304.70
PS		104,084,000.00	0.00	104,084,000.00	104,084,000.00	0.00	0.00	0.00	104,084,000.00	25,522,304.47	0.00	0.00	0.00	25,522,304.47	25,102,481.93	0.00	0.00	0.00	25,102,481.93	0.00	78,561,695.53	419,822.54	0.00
MOE		366,821,000.00	0.00	366,821,000.00	332,721,000.00	0.00	0.00	0.00	332,721,000.00	121,397,182.96	0.00	0.00	0.00	121,397,182.96	56,491,544.40	0.00	0.00	0.00	56,491,544.40	34,100,000.00	211,323,817.04	0.00	64,905,638.56
FinEx (if Applicable)		0.00	0.00	0.00	0.00	0.00	0.00	0.00	0.00	0.00	0.00	0.00	0.00	0.00	0.00	0.00	0.00	0.00	0.00	0.00	0.00	0.00	0.00
CO		85,019,000.00	0.00	85,019,000.00	9,119,000.00	0.00	0.00	0.00	9,119,000.00	6,912,666.14	0.00	0.00	0.00	6,912,666.14	0.00	0.00	0.00	0.00	0.00	75,900,000.00	2,206,333.86	0.00	6,912,666.14
Sub-Total, I. Agency Specific Budget		595,703,000.00	0.00	595,703,000.00	485,703,000.00	0.00	0.00	0.00	485,703,000.00	166,478,469.67	0.00	0.00	0.00	166,478,469.67	86,451,295.84	0.00	0.00	0.00	86,451,295.84	110,000,000.00	319,224,530.33	819,048.78	78,208,125.05
PS		118,600,000.00	0.00	118,600,000.00	118,600,000.00	0.00	0.00	0.00	118,600,000.00	28,451,211.28	0.00	0.00	0.00	28,451,211.28	27,632,162.50	0.00	0.00	0.00	27,632,162.50	0.00	90,148,788.72	819,048.78	0.00
MOE		392,034,000.00	0.00	392,034,000.00	357,934,000.00	0.00	0.00	0.00	357,934,000.00	131,104,628.35	0.00	0.00	0.00	131,104,628.35	58,818,569.44	0.00	0.00	0.00	58,818,569.44	34,100,000.00	226,829,371.65	0.00	72,287,958.91
FinEx (if Applicable)		50,000.00	0.00	50,000.00	50,000.00	0.00	0.00	0.00	50,000.00	9,963.90	0.00	0.00	0.00	9,963.90	2,463.90	0.00	0.00	0.00	2,463.90	0.00	40,036.10	0.00	7,500.00
CO		85,019,000.00	0.00	85,019,000.00	9,119,000.00	0.00	0.00	0.00	9,119,000.00	6,912,666.14	0.00	0.00	0.00	6,912,666.14	0.00	0.00	0.00	0.00	0.00	75,900,000.00	2,206,333.86	0.00	6,912,666.14
II. Automatic Appropriations		10,055,000.00	0.00	10,055,000.00	10,055,000.00	0.00	0.00	0.00	10,055,000.00	3,002,077.80	0.00	0.00	0.00	3,002,077.80	3,002,077.80	0.00	0.00	0.00	3,002,077.80	0.00	7,052,922.20	0.00	0.00
Specific Budgets of National Government Agencies		10,055,000.00	0.00	10,055,000.00	10,055,000.00	0.00	0.00	0.00	10,055,000.00	3,002,077.80	0.00	0.00	0.00	3,002,077.80	3,002,077.80	0.00	0.00	0.00	3,002,077.80	0.00	7,052,922.20	0.00	0.00
Retirement and Life Insurance Premiums		10,055,000.00	0.00	10,055,000.00	10,055,000.00	0.00	0.00	0.00	10,055,000.00	3,002,077.80	0.00	0.00	0.00	3,002,077.80	3,002,077.80	0.00	0.00	0.00	3,002,077.80	0.00	7,052,922.20	0.00	0.00
PS		10,055,000.00	0.00	10,055,000.00	10,055,000.00	0.00	0.00	0.00	10,055,000.00	3,002,077.80	0.00	0.00	0.00	3,002,077.80	3,002,077.80	0.00	0.00	0.00	3,002,077.80	0.00	7,052,922.20	0.00	0.00
Sub-total II. Automatic Appropriations		10,055,000.00	0.00	10,055,000.00	10,055,000.00	0.00	0.00	0.00	10,055,000.00	3,002,077.80	0.00	0.00	0.00	3,002,077.80	3,002,077.80	0.00	0.00	0.00	3,002,077.80	0.00	7,052,922.20	0.00	0.00
PS		10,055,000.00	0.00	10,055,000.00	10,055,000.00	0.00	0.00	0.00	10,055,000.00	3,002,077.80	0.00	0.00	0.00	3,002,077.80	3,002,077.80	0.00	0.00	0.00	3,002,077.80	0.00	7,052,922.20	0.00	0.00
MOE		0.00	0.00	0.00	0.00	0.00	0.00	0.00	0.00	0.00	0.00	0.00	0.00	0.00	0.00	0.00	0.00	0.00	0.00	0.00	0.00	0.00	0.00
FinEx		0.00	0.00	0.00	0.00	0.00	0.00	0.00	0.00	0.00	0.00	0.00	0.00	0.00	0.00	0.00	0.00	0.00	0.00	0.00	0.00	0.00	0.00
CO		0.00	0.00	0.00	0.00	0.00	0.00	0.00	0.00	0.00	0.00	0.00	0.00	0.00	0.00	0.00	0.00	0.00	0.00	0.00	0.00	0.00	0.00


Department : Department of Agriculture (DA)
 Agency/Entity : Philippine Carabao Center
 Operating Unit : < not applicable >
 Organization Code (UACS) : 05 010 0000000
 Fund Cluster : 01 Regular Agency Fund
 (e.g. UACS Fund Cluster: 01-Regular Agency Fund, 02-Foreign Assisted Projects Fund, 03-Special Account-Locally Funded/Domestic Grants Fund, and 04-Special Account-Foreign Assisted/Foreign Grants Fund)


X	Current Year Appropriations
	Supplemental Appropriations
	Continuing Appropriations

Particulars	UACS CODE	Appropriations									Allotments					Current Year Obligations					Current Year Disbursements					Balances			
		Authorized Appropriations	Adjustments (Transfer To/From, Modifications/)	Adjusted Appropriations	Allotments Received	Adjustments (Reductions, Modifications/)	Transfer To	Transfer From	Adjusted Total Allotments	1st Quarter Ending March 31	2nd Quarter Ending June 30	3rd Quarter Ending Sept. 30	4th Quarter Ending Dec. 31	TOTAL	1st Quarter Ending March 31	2nd Quarter Ending June 30	3rd Quarter Ending Sept. 30	4th Quarter Ending Dec. 31	TOTAL	Unreleased Appro	Unobligated Allotments	Unpaid Obligations							
																						Due and Demandable	Not Yet Due and Demandable						
1	2	3	4	5=(3+4)	6	7	8	9	10=[(6+(-)-7)-8+9]	11	12	13	14	15=(11+12+13+14)	16	17	18	19	20=(16+17+18+19)	21	22	23	24						
III. Special Purpose Fund		0.00	4,257,033.00	4,257,033.00	0.00	4,257,033.00	0.00	0.00	4,257,033.00	4,257,032.03	0.00	0.00	0.00	4,257,032.03	4,257,032.03	0.00	0.00	0.00	4,257,032.03	0.00	0.97	0.00	0.00						
Pension and Gratuity Fund		0.00	4,257,033.00	4,257,033.00	0.00	4,257,033.00	0.00	0.00	4,257,033.00	4,257,032.03	0.00	0.00	0.00	4,257,032.03	4,257,032.03	0.00	0.00	0.00	4,257,032.03	0.00	0.97	0.00	0.00						
PS		0.00	4,257,033.00	4,257,033.00	0.00	4,257,033.00	0.00	0.00	4,257,033.00	4,257,032.03	0.00	0.00	0.00	4,257,032.03	4,257,032.03	0.00	0.00	0.00	4,257,032.03	0.00	0.97	0.00	0.00						
Sub-Total III. Special Purpose Fund		0.00	4,257,033.00	4,257,033.00	0.00	4,257,033.00	0.00	0.00	4,257,033.00	4,257,032.03	0.00	0.00	0.00	4,257,032.03	4,257,032.03	0.00	0.00	0.00	4,257,032.03	0.00	0.97	0.00	0.00						
PS		0.00	4,257,033.00	4,257,033.00	0.00	4,257,033.00	0.00	0.00	4,257,033.00	4,257,032.03	0.00	0.00	0.00	4,257,032.03	4,257,032.03	0.00	0.00	0.00	4,257,032.03	0.00	0.97	0.00	0.00						
MOOE		0.00	0.00	0.00	0.00	0.00	0.00	0.00	0.00	0.00	0.00	0.00	0.00	0.00	0.00	0.00	0.00	0.00	0.00	0.00	0.00	0.00	0.00						
FinEx		0.00	0.00	0.00	0.00	0.00	0.00	0.00	0.00	0.00	0.00	0.00	0.00	0.00	0.00	0.00	0.00	0.00	0.00	0.00	0.00	0.00	0.00						
CO		0.00	0.00	0.00	0.00	0.00	0.00	0.00	0.00	0.00	0.00	0.00	0.00	0.00	0.00	0.00	0.00	0.00	0.00	0.00	0.00	0.00	0.00						
IV. Reversion of the Unobligated Allotments charged against R.A. Nos. 11465 and 11494		0.00	0.00	0.00	0.00	0.00	0.00	0.00	0.00	0.00	0.00	0.00	0.00	0.00	0.00	0.00	0.00	0.00	0.00	0.00	0.00	0.00	0.00						
GRAND TOTAL		605,758,000.00	4,257,033.00	610,015,033.00	495,759,000.00	4,257,033.00	0.00	0.00	500,015,033.00	173,737,579.50	0.00	0.00	0.00	173,737,579.50	93,710,405.67	0.00	0.00	0.00	93,710,405.67	110,000,000.00	326,277,453.50	819,048.78	79,208,125.05						
PS		128,655,000.00	4,257,033.00	132,912,033.00	128,655,000.00	4,257,033.00	0.00	0.00	132,912,033.00	35,710,321.11	0.00	0.00	0.00	35,710,321.11	34,891,272.33	0.00	0.00	34,891,272.33	0.00	97,201,711.89	819,048.78	0.00	0.00						
MOOE		392,034,000.00	0.00	392,034,000.00	357,934,000.00	0.00	0.00	357,934,000.00	131,104,628.35	0.00	0.00	0.00	131,104,628.35	58,816,669.44	0.00	0.00	0.00	58,816,669.44	34,100,000.00	226,829,371.65	0.00	0.00	72,287,958.91						
FinEx		50,000.00	0.00	50,000.00	50,000.00	0.00	0.00	50,000.00	9,963.90	0.00	0.00	0.00	9,963.90	2,463.90	0.00	0.00	0.00	2,463.90	0.00	40,036.10	0.00	0.00	7,500.00						
CO		85,019,000.00	0.00	85,019,000.00	9,119,000.00	0.00	0.00	9,119,000.00	6,912,666.14	0.00	0.00	0.00	6,912,666.14	0.00	0.00	0.00	0.00	0.00	75,900,000.00	2,296,303.86	0.00	0.00	6,912,666.14						
Recapitulation by OC:																													
i. Agency Specific Budget		555,924,000.00	0.00	555,924,000.00	445,924,000.00	0.00	0.00	0.00	445,924,000.00	153,832,153.57	0.00	0.00	0.00	153,832,153.57	81,594,026.33	0.00	0.00	81,594,026.33	110,000,000.00	292,091,846.43	419,822.54	71,818,304.70							
NATIONAL CARABAO DEVELOPMENT PROGRAM		555,924,000.00	0.00	555,924,000.00	445,924,000.00	0.00	0.00	0.00	445,924,000.00	153,832,153.57	0.00	0.00	0.00	153,832,153.57	81,594,026.33	0.00	0.00	81,594,026.33	110,000,000.00	292,091,846.43	419,822.54	71,818,304.70							


 HAYDEE R. SEVILLA
 OIC, Budget Section
 Date: 2021-04-29 16:38:40


 CHERRY PEARL C. RIVERA
 Head, Accounting Section
 Date: 2021-04-29 16:38:40


 AIMEE T. FULGENCIO
 OIC-Chief, Administrative and Financial Management Division
 Date: 2021-04-29 16:44:31


 RONNIE D. DOMINGO
 OIC, Executive Director
 Date: 2021-04-29 16:44:48

STATEMENT OF APPROPRIATIONS, ALLOTMENTS, OBLIGATIONS, DISBURSEMENTS AND BALANCES
As at the Quarter Ending March 31, 2021

Department: Department of Agriculture (DA)
Agency: Philippine Carabao Center
Operating Unit: < not applicable >
Organization Code (UACS): 05 010 0000000
Fund Cluster: 01 Regular Agency Fund
(e.g. UACS Fund Cluster: 01-Regular Agency Fund, 02-Foreign Assisted Projects Fund, 03-Special Account-Locally Funded/Domestic Grants Fund, and 04-Special Account-Foreign Assisted/Foreign Grants Fund)

	Current Year Appropriations
	Supplemental Appropriations
X	Continuing Appropriations

Particulars	UACS CODE	Appropriations					Allotments				Current Year Obligations					Current Year Disbursements					Balances			
		Authorized Appropriations	Adjustments (Transfer To/From, Realignment)	Adjusted Appropriations	Allotments Received	Adjustments (Withdrawal, Realignment)	Transfer To	Transfer From	Adjusted Total Allotments	1st Quarter Ending March 31	2nd Quarter Ending June 30	3rd Quarter Ending Sept. 30	4th Quarter Ending Dec. 31	TOTAL	1st Quarter Ending March 31	2nd Quarter Ending June 30	3rd Quarter Ending Sept. 30	4th Quarter Ending Dec. 31	TOTAL	Unreleased Appro	Unobligated Allotments	Unpaid Obligations		
		3	4	5=(3+4)	6	7	8	9	10=[(6+)-7]-8+9]	11	12	13	14	15=(11+12+13+14)	16	17	18	19	20=(16+17+18+19)	21=(5-10)	22=(10-15)	23	24	
I. Continuing Appropriations		115,751,391.47	0.00	115,751,391.47	114,648,291.13	0.00	0.00	0.00	114,648,291.13	106,700,000.00	0.00	0.00	0.00	106,700,000.00	106,700,000.00	0.00	0.00	0.00	106,700,000.00	1,103,100.34	7,948,291.13	0.00	0.00	
I. Agency Specific Budget		115,751,391.47	0.00	115,751,391.47	114,648,291.13	0.00	0.00	0.00	114,648,291.13	106,700,000.00	0.00	0.00	0.00	106,700,000.00	106,700,000.00	0.00	0.00	0.00	106,700,000.00	1,103,100.34	7,948,291.13	0.00	0.00	
General Administration and Support	1000000000000000	1,138,800.80	0.00	1,138,800.80	35,700.46	0.00	0.00	0.00	35,700.46	0.00	0.00	0.00	0.00	0.00	0.00	0.00	0.00	0.00	0.00	1,103,100.34	35,700.46	0.00	0.00	
General Management and Supervision	100000100001000	1,138,800.34	0.00	1,138,800.34	35,700.00	0.00	0.00	0.00	35,700.00	0.00	0.00	0.00	0.00	0.00	0.00	0.00	0.00	0.00	0.00	1,103,100.34	35,700.00	0.00	0.00	
PS		1,103,100.34	0.00	1,103,100.34	0.00	0.00	0.00	0.00	0.00	0.00	0.00	0.00	0.00	0.00	0.00	0.00	0.00	0.00	0.00	1,103,100.34	0.00	0.00	0.00	
FinEx		35,700.00	0.00	35,700.00	35,700.00	0.00	0.00	0.00	35,700.00	0.00	0.00	0.00	0.00	0.00	0.00	0.00	0.00	0.00	0.00	0.00	35,700.00	0.00	0.00	
Administration of Personnel Benefits	100000100002000	0.46	0.00	0.46	0.46	0.00	0.00	0.00	0.46	0.00	0.00	0.00	0.00	0.00	0.00	0.00	0.00	0.00	0.00	0.00	0.46	0.00	0.00	
PS		0.46	0.00	0.46	0.46	0.00	0.00	0.00	0.46	0.00	0.00	0.00	0.00	0.00	0.00	0.00	0.00	0.00	0.00	0.00	0.46	0.00	0.00	
Sub-Total, General Administration and Support		1,138,800.80	0.00	1,138,800.80	35,700.46	0.00	0.00	0.00	35,700.46	0.00	0.00	0.00	0.00	0.00	0.00	0.00	0.00	0.00	0.00	1,103,100.34	35,700.46	0.00	0.00	
PS		1,103,100.80	0.00	1,103,100.80	0.46	0.00	0.00	0.00	0.46	0.00	0.00	0.00	0.00	0.00	0.00	0.00	0.00	0.00	0.00	1,103,100.34	0.46	0.00	0.00	
MOOE		0.00	0.00	0.00	0.00	0.00	0.00	0.00	0.00	0.00	0.00	0.00	0.00	0.00	0.00	0.00	0.00	0.00	0.00	0.00	0.00	0.00	0.00	
FinEx (if Applicable)		35,700.00	0.00	35,700.00	35,700.00	0.00	0.00	0.00	35,700.00	0.00	0.00	0.00	0.00	0.00	0.00	0.00	0.00	0.00	0.00	0.00	35,700.00	0.00	0.00	
CO		0.00	0.00	0.00	0.00	0.00	0.00	0.00	0.00	0.00	0.00	0.00	0.00	0.00	0.00	0.00	0.00	0.00	0.00	0.00	0.00	0.00	0.00	
Operations	3000000000000000	114,612,590.67	0.00	114,612,590.67	114,612,590.67	0.00	0.00	0.00	114,612,590.67	106,700,000.00	0.00	0.00	0.00	106,700,000.00	106,700,000.00	0.00	0.00	0.00	106,700,000.00	0.00	7,912,590.67	0.00	0.00	
OO : Carabao-based enterprises enhanced		114,612,590.67	0.00	114,612,590.67	114,612,590.67	0.00	0.00	0.00	114,612,590.67	106,700,000.00	0.00	0.00	0.00	106,700,000.00	106,700,000.00	0.00	0.00	0.00	106,700,000.00	0.00	7,912,590.67	0.00	0.00	
NATIONAL CARABAO DEVELOPMENT PROGRAM		114,612,590.67	0.00	114,612,590.67	114,612,590.67	0.00	0.00	0.00	114,612,590.67	106,700,000.00	0.00	0.00	0.00	106,700,000.00	106,700,000.00	0.00	0.00	0.00	106,700,000.00	0.00	7,912,590.67	0.00	0.00	
Formulation, Monitoring and Evaluation of Plans, Programs and Projects	310100100001000	4,610,936.32	0.00	4,610,936.32	4,610,936.32	0.00	0.00	0.00	4,610,936.32	0.00	0.00	0.00	0.00	0.00	0.00	0.00	0.00	0.00	0.00	0.00	4,610,936.32	0.00	0.00	
MOOE		4,610,936.32	0.00	4,610,936.32	4,610,936.32	0.00	0.00	0.00	4,610,936.32	0.00	0.00	0.00	0.00	0.00	0.00	0.00	0.00	0.00	0.00	0.00	4,610,936.32	0.00	0.00	
Carabao-Based Enterprise Development	310100100003000	1,654.35	0.00	1,654.35	1,654.35	0.00	0.00	0.00	1,654.35	0.00	0.00	0.00	0.00	0.00	0.00	0.00	0.00	0.00	0.00	0.00	1,654.35	0.00	0.00	
MOOE		1,654.35	0.00	1,654.35	1,654.35	0.00	0.00	0.00	1,654.35	0.00	0.00	0.00	0.00	0.00	0.00	0.00	0.00	0.00	0.00	0.00	1,654.35	0.00	0.00	
Locally-Funded Project(s)		110,000,000.00	0.00	110,000,000.00	110,000,000.00	0.00	0.00	0.00	110,000,000.00	106,700,000.00	0.00	0.00	0.00	106,700,000.00	106,700,000.00	0.00	0.00	0.00	106,700,000.00	0.00	3,300,000.00	0.00	0.00	
Establishment of Province-Wide Carabao Based Business Improvement Network	310100200001000	110,000,000.00	0.00	110,000,000.00	110,000,000.00	0.00	0.00	0.00	110,000,000.00	106,700,000.00	0.00	0.00	0.00	106,700,000.00	106,700,000.00	0.00	0.00	0.00	106,700,000.00	0.00	3,300,000.00	0.00	0.00	
MOOE		34,100,000.00	0.00	34,100,000.00	34,100,000.00	0.00	0.00	0.00	34,100,000.00	33,000,000.00	0.00	0.00	0.00	33,000,000.00	33,000,000.00	0.00	0.00	0.00	33,000,000.00	0.00	1,100,000.00	0.00	0.00	
CO		75,900,000.00	0.00	75,900,000.00	75,900,000.00	0.00	0.00	0.00	75,900,000.00	73,700,000.00	0.00	0.00	0.00	73,700,000.00	73,700,000.00	0.00	0.00	0.00	73,700,000.00	0.00	2,200,000.00	0.00	0.00	

Department: Department of Agriculture (DA)
 Agency: Philippine Carabao Center
 Operating Unit: < not applicable >
 Organization Code (UACS): 05 010 0000000
 Fund Cluster: 01 Regular Agency Fund
 (e.g. UACS Fund Cluster: 01-Regular Agency Fund, 02-Foreign Assisted Projects Fund, 03-Special Account-Locally Funded/Domestic Grants Fund, and 04-Special Account-Foreign Assisted/Foreign Grants Fund)

	Current Year Appropriations
	Supplemental Appropriations
X	Continuing Appropriations

Particulars	UACS CODE	Appropriations			Allotments					Current Year Obligations					Current Year Disbursements				Balances				
		Authorized Appropriations	Adjustments (Transfer To/From, Realignment)	Adjusted Appropriations	Allotments Received	Adjustments (Withdrawal, Realignment)	Transfer To	Transfer From	Adjusted Total Allotments	1st Quarter Ending March 31	2nd Quarter Ending June 30	3rd Quarter Ending Sept. 30	4th Quarter Ending Dec. 31	TOTAL	1st Quarter Ending March 31	2nd Quarter Ending June 30	3rd Quarter Ending Sept. 30	4th Quarter Ending Dec. 31	TOTAL	Unreleased Appro	Unobligated Allotments	Unpaid Obligations	
		3	4	5=(3+4)	6	7	8	9	10=[(6+(-)7)-8+9]	11	12	13	14	15=(11+12+13+14)	16	17	18	19	20=(16+17+18+19)	21=(5-10)	22=(10-15)	23	24
Sub-Total, Operations		114,612,590.67	0.00	114,612,590.67	114,612,590.67	0.00	0.00	0.00	114,612,590.67	106,700,000.00	0.00	0.00	0.00	106,700,000.00	106,700,000.00	0.00	0.00	0.00	106,700,000.00	0.00	7,912,590.67	0.00	0.00
PS		0.00	0.00	0.00	0.00	0.00	0.00	0.00	0.00	0.00	0.00	0.00	0.00	0.00	0.00	0.00	0.00	0.00	0.00	0.00	0.00	0.00	0.00
MOOE		38,712,590.67	0.00	38,712,590.67	38,712,590.67	0.00	0.00	0.00	38,712,590.67	33,000,000.00	0.00	0.00	0.00	33,000,000.00	33,000,000.00	0.00	0.00	0.00	33,000,000.00	0.00	5,712,590.67	0.00	0.00
FinEx (if Applicable)		0.00	0.00	0.00	0.00	0.00	0.00	0.00	0.00	0.00	0.00	0.00	0.00	0.00	0.00	0.00	0.00	0.00	0.00	0.00	0.00	0.00	0.00
CO		75,900,000.00	0.00	75,900,000.00	75,900,000.00	0.00	0.00	0.00	75,900,000.00	73,700,000.00	0.00	0.00	0.00	73,700,000.00	73,700,000.00	0.00	0.00	0.00	73,700,000.00	0.00	2,200,000.00	0.00	0.00
iii. Unobligated Allotment Balances pursuant to RA Nos. 11519 and 11520		0.00	0.00	0.00	0.00	0.00	0.00	0.00	0.00	0.00	0.00	0.00	0.00	0.00	0.00	0.00	0.00	0.00	0.00	0.00	0.00	0.00	0.00
CO		0.00	0.00	0.00	0.00	0.00	0.00	0.00	0.00	0.00	0.00	0.00	0.00	0.00	0.00	0.00	0.00	0.00	0.00	0.00	0.00	0.00	0.00
GRAND TOTAL		115,751,391.47	0.00	115,751,391.47	114,648,291.13	0.00	0.00	0.00	114,648,291.13	106,700,000.00	0.00	0.00	0.00	106,700,000.00	106,700,000.00	0.00	0.00	0.00	106,700,000.00	1,103,100.34	7,948,291.13	0.00	0.00
PS		1,103,100.89	0.00	1,103,100.89	0.46	0.00	0.00	0.46	0.00	0.00	0.00	0.00	0.00	0.00	0.00	0.00	0.00	0.00	0.00	1,103,100.34	0.46	0.00	0.00
MOOE		38,712,590.67	0.00	38,712,590.67	38,712,590.67	0.00	0.00	0.00	38,712,590.67	33,000,000.00	0.00	0.00	0.00	33,000,000.00	33,000,000.00	0.00	0.00	0.00	33,000,000.00	0.00	5,712,590.67	0.00	0.00
FinEx (if Applicable)		35,700.00	0.00	35,700.00	35,700.00	0.00	0.00	0.00	35,700.00	0.00	0.00	0.00	0.00	0.00	0.00	0.00	0.00	0.00	0.00	0.00	35,700.00	0.00	0.00
CO		75,900,000.00	0.00	75,900,000.00	75,900,000.00	0.00	0.00	0.00	75,900,000.00	73,700,000.00	0.00	0.00	0.00	73,700,000.00	73,700,000.00	0.00	0.00	0.00	73,700,000.00	0.00	2,200,000.00	0.00	0.00

HAYOPE T. SEVILLA

OIC, Budget Section

Date: 2021-04-29 16:38:40

CHERRY PEARL C. RIVERA

Head, Accounting Section

Date: 2021-04-29 16:38:40

AIMEE T. FULGENCIO

OIC-Chief, Administrative and Financial Management Division

Date: 2021-04-29 16:44:31

RONNIE D. DOMINGO

OIC, Executive Director

Date: 2021-04-29 16:44:48