

MONTHLY REPORT OF DISBURSEMENTS  
For the month of December 2021


Department: Department of Agriculture (DA)  
Agency/Entity: Philippines Carabao Center  
Operating Unit: < not applicable >  
Organization Code (UACS): 05 010 000000  
Fund Cluster: 01 Regular Agency Fund


Particulars	Current Year Budget					Prior Year's Budget											SUB-TOTAL	Trust Liabilities				Grand Total					Remarks	
	PS	MOOE	FinEx	CO	TOTAL	Prior Year's Accounts Payable					Current Year's Accounts Payable					TOTAL		PS	MOOE	CO	TOTAL	PS	MOOE	FinEx	CO	TOTAL		
						7	8	9	10	11	12	13	14	15	16													17
1	2	3	4	5	6=(2+3+4+5)	7	8	9	10	11=(7+8+9+10)	12	13	14	15	16=(12+13+14+15)	17=(11+16)	18=(8+17)	19	20	21	22=(19+20+21)	23	24	25	26	27=(23+24+25+26)	28	
CASH DISBURSEMENTS	21,265,567.84	16,271,550.33	0.00	25,968.00	37,563,086.17	0.00	18,300.00	0.00	0.00	18,300.00	0.00	726,524.79	0.00	1,197,215.04	1,923,739.83	1,942,039.83	39,505,126.00	0.00	0.00	0.00	0.00	21,265,567.84	17,016,375.12	0.00	0.00	1,223,183.04	39,505,126.00	
Notice of Cash Allocation (NCA)	21,265,567.84	16,271,550.33	0.00	25,968.00	37,563,086.17	0.00	18,300.00	0.00	0.00	18,300.00	0.00	726,524.79	0.00	1,197,215.04	1,923,739.83	1,942,039.83	39,505,126.00	0.00	0.00	0.00	0.00	21,265,567.84	17,016,375.12	0.00	0.00	1,223,183.04	39,505,126.00	
MDS Checks Issued	15,908.83	2,125,734.85	0.00	0.00	3,741,663.51	0.00	0.00	0.00	0.00	0.00	0.00	485,000.00	0.00	1,197,215.04	1,682,215.04	1,682,215.04	5,423,878.55	0.00	0.00	0.00	0.00	15,908.83	4,210,754.88	0.00	0.00	1,197,215.04	5,423,878.55	
Advice to Debit Account	21,249,659.01	12,545,785.63	0.00	25,968.00	33,821,422.66	0.00	18,300.00	0.00	0.00	18,300.00	0.00	241,524.79	0.00	0.00	241,524.79	259,824.79	34,081,247.45	0.00	0.00	0.00	0.00	21,249,659.01	12,805,820.44	0.00	0.00	25,968.00	34,081,247.45	
Notice of Transfer of Allocations (NTA)	0.00	0.00	0.00	0.00	0.00	0.00	0.00	0.00	0.00	0.00	0.00	0.00	0.00	0.00	0.00	0.00	0.00	0.00	0.00	0.00	0.00	0.00	0.00	0.00	0.00	0.00	0.00	0.00
MDS Checks Issued	0.00	0.00	0.00	0.00	0.00	0.00	0.00	0.00	0.00	0.00	0.00	0.00	0.00	0.00	0.00	0.00	0.00	0.00	0.00	0.00	0.00	0.00	0.00	0.00	0.00	0.00	0.00	0.00
Advice to Debit Account	0.00	0.00	0.00	0.00	0.00	0.00	0.00	0.00	0.00	0.00	0.00	0.00	0.00	0.00	0.00	0.00	0.00	0.00	0.00	0.00	0.00	0.00	0.00	0.00	0.00	0.00	0.00	0.00
Working Fund for FAPs	0.00	0.00	0.00	0.00	0.00	0.00	0.00	0.00	0.00	0.00	0.00	0.00	0.00	0.00	0.00	0.00	0.00	0.00	0.00	0.00	0.00	0.00	0.00	0.00	0.00	0.00	0.00	0.00
Cash Disbursement Ceiling (CDC)	0.00	0.00	0.00	0.00	0.00	0.00	0.00	0.00	0.00	0.00	0.00	0.00	0.00	0.00	0.00	0.00	0.00	0.00	0.00	0.00	0.00	0.00	0.00	0.00	0.00	0.00	0.00	0.00
TOTAL CASH DISBURSEMENTS	21,265,567.84	16,271,550.33	0.00	25,968.00	37,563,086.17	0.00	18,300.00	0.00	0.00	18,300.00	0.00	726,524.79	0.00	1,197,215.04	1,923,739.83	1,942,039.83	39,505,126.00	0.00	0.00	0.00	0.00	21,265,567.84	17,016,375.12	0.00	0.00	1,223,183.04	39,505,126.00	
NON-CASH DISBURSEMENTS	449,016.99	655,564.35	0.00	26,558.35	1,131,139.69	0.00	23,152.84	0.00	0.00	23,152.84	0.00	22,818.21	0.00	41,248.82	64,067.03	67,219.87	1,218,359.51	0.00	0.00	0.00	0.00	449,016.99	701,535.35	0.00	0.00	67,807.17	1,218,359.51	
Tax Remittance Advances Issued (TRA)	449,016.99	586,061.25	0.00	26,026.35	1,061,104.62	0.00	23,152.84	0.00	0.00	23,152.84	0.00	22,818.21	0.00	41,248.82	64,067.03	67,219.87	1,148,324.49	0.00	0.00	0.00	0.00	449,016.99	632,032.33	0.00	0.00	67,275.17	1,148,324.49	
Non-Cash Availment Authority (NCAA)	0.00	0.00	0.00	0.00	0.00	0.00	0.00	0.00	0.00	0.00	0.00	0.00	0.00	0.00	0.00	0.00	0.00	0.00	0.00	0.00	0.00	0.00	0.00	0.00	0.00	0.00	0.00	0.00
Disbursements effected through outright deductions from claims (please specify...)	0.00	69,503.02	0.00	532.00	70,035.02	0.00	0.00	0.00	0.00	0.00	0.00	0.00	0.00	0.00	0.00	0.00	70,035.02	0.00	0.00	0.00	0.00	0.00	69,503.02	0.00	0.00	532.00	70,035.02	
Overpayment of expenses (e.g. personnel benefits)	0.00	0.00	0.00	0.00	0.00	0.00	0.00	0.00	0.00	0.00	0.00	0.00	0.00	0.00	0.00	0.00	0.00	0.00	0.00	0.00	0.00	0.00	0.00	0.00	0.00	0.00	0.00	0.00
Restitution for loss of government property	0.00	0.00	0.00	0.00	0.00	0.00	0.00	0.00	0.00	0.00	0.00	0.00	0.00	0.00	0.00	0.00	0.00	0.00	0.00	0.00	0.00	0.00	0.00	0.00	0.00	0.00	0.00	0.00
Liquidated damages and similar claims	0.00	69,503.02	0.00	532.00	70,035.02	0.00	0.00	0.00	0.00	0.00	0.00	0.00	0.00	0.00	0.00	0.00	70,035.02	0.00	0.00	0.00	0.00	0.00	69,503.02	0.00	0.00	532.00	70,035.02	
Others (TEF, BT, Documentary Stamp Tax, etc.)	0.00	0.00	0.00	0.00	0.00	0.00	0.00	0.00	0.00	0.00	0.00	0.00	0.00	0.00	0.00	0.00	0.00	0.00	0.00	0.00	0.00	0.00	0.00	0.00	0.00	0.00	0.00	0.00
TOTAL NON-CASH DISBURSEMENTS	449,016.99	655,564.35	0.00	26,558.35	1,131,139.69	0.00	23,152.84	0.00	0.00	23,152.84	0.00	22,818.21	0.00	41,248.82	64,067.03	67,219.87	1,218,359.51	0.00	0.00	0.00	0.00	449,016.99	701,535.35	0.00	0.00	67,807.17	1,218,359.51	
GRAND TOTAL	21,714,584.83	16,927,114.68	0.00	52,526.35	38,694,225.81	0.00	41,452.84	0.00	0.00	41,452.84	0.00	749,343.00	0.00	1,238,463.86	1,997,806.86	2,029,259.70	40,723,485.51	0.00	0.00	0.00	0.00	21,714,584.83	17,717,910.47	0.00	0.00	1,290,990.21	40,723,485.51	


**SUMMARY**

Particulars	Previous Report	This Month	As at Date
(1)	(2)	(3)	(4)
Total Disbursement Authorities Received	563,758,618.13	40,653,450.49	604,412,068.62
NCA	562,574,033.00	39,505,126.00	592,079,159.00
NTA	0.00	0.00	0.00
Working Fund	0.00	0.00	0.00
TRA	11,184,585.13	1,148,324.49	12,332,909.62
CDC	0.00	0.00	0.00
NCAA	0.00	0.00	0.00
Less: Notice of Transfer of Allocations (NTA) issued	0.00	0.00	0.00
Total Disbursement Authorities Available	563,758,618.13	40,653,450.49	604,412,068.62
Less:	0.00	0.00	0.00
Lapsed NCA	0.00	0.00	0.00
Disbursements	564,308,220.67	40,723,485.51	605,031,706.18
Less: Other Non-Cash Disbursements	549,602.54	70,035.02	619,637.56
Disbursements effected through outright deductions from claims	549,602.54	70,035.02	619,637.56
Overpayment of expenses (e.g. personnel benefits)	0.00	0.00	0.00
Restitution for loss of government property	0.00	0.00	0.00
Liquidated damages and similar claims	549,602.54	70,035.02	619,637.56
Others (e.g. TEF, BT, Docs Stamp, etc.)	0.00	0.00	0.00
Add/Less: Adjustments (e.g. cancelled/stated checks)	0.00	0.00	0.00
Balance of Disbursement Authorities as at date	0.00	0.00	0.00
Total Disbursements Program	620,096,000.00	30,536,000.00	650,632,000.00
Less: Actual Disbursements	564,308,220.67	40,723,485.51	605,031,706.18
(Over)/Under spending	55,787,779.33	(10,187,485.51)	45,600,293.82

Notes: \* The use of NTA is discouraged  
Notes: \*\* Amounts should tally with the grand total disbursement (column 27).

Certified Correct:  
  
CHERRY PEARL RIVERA  
Accountant III  
Date: 2022-01-03 11:20:06

Recommending Approval:  
  
AIMEE T. FULGENCIO  
OIC-Chief Administrative and Financial Management Division  
Date: 2022-01-03 11:21:58

Approved by:  
  
RONNIE D. DOMINGO  
OIC, Executive Director  
Date: 2022-01-03 11:24:39