

MONTHLY REPORT OF DISBURSEMENTS
For the month of April 2022


Department: Department of Agriculture (DA)
Agency/Entity: Philippine Carabao Center
Operating Unit: < not applicable >
Organisation Code (UACS): 08 010 000000
Fund Cluster: 01 Regular Agency Fund


Particulars	Current Year Budget					Prior Year's Budget										Trust Liabilities				Grand Total				Remarks				
	PS	MOOE	FinEx	CO	TOTAL 6=(2+3+4+5)	Prior Year's Accounts Payable					Current Year's Accounts Payable					TOTAL	SUB-TOTAL	PS	MOOE	CO	TOTAL	PS	MOOE		CO	TOTAL		
						PS	MOOE	FinEx	CO	Sub-Total 11=(7+8+9+10)	PS	MOOE	FinEx	CO	Sub-Total 16=(12+13+14+15)												17=(1+16)	18=(6+17)
CASH DISBURSEMENTS	13,080,862.05	110,122,780.15	0.00	220,882,000.00	344,085,442.20	15,013.55	3,880,249.00	0.00	0.00	0.00	3,875,262.55	0.00	42,181.25	0.00	0.00	42,181.25	3,917,443.80	348,002,886.00	0.00	0.00	0.00	0.00	13,095,675.80	114,025,210.40	0.00	220,882,000.00	348,002,886.00	348,002,886.00
Notice of Cash Allocation (NCA)	13,080,862.05	110,122,780.15	0.00	220,882,000.00	344,085,442.20	15,013.55	3,880,249.00	0.00	0.00	0.00	3,875,262.55	0.00	42,181.25	0.00	0.00	42,181.25	3,917,443.80	348,002,886.00	0.00	0.00	0.00	0.00	13,095,675.80	114,025,210.40	0.00	220,882,000.00	348,002,886.00	348,002,886.00
MDS Checks Issued	0.00	3,275,903.12	0.00	0.00	3,275,903.12	0.00	2,727,787.86	0.00	0.00	0.00	2,727,787.86	0.00	27,297.25	0.00	0.00	27,297.25	2,755,085.11	6,030,988.33	0.00	0.00	0.00	0.00	0.00	6,030,988.33	0.00	0.00	6,030,988.33	6,030,988.33
Advice to Debit Account	13,080,862.05	106,848,877.03	0.00	220,882,000.00	340,809,539.08	15,013.55	1,152,461.04	0.00	0.00	0.00	1,147,474.59	0.00	14,884.00	0.00	0.00	14,884.00	1,162,358.09	341,971,897.67	0.00	0.00	0.00	0.00	13,095,675.80	107,994,222.07	0.00	220,882,000.00	341,971,897.67	341,971,897.67
Notice of Transfer Allocations (NTA)	0.00	0.00	0.00	0.00	0.00	0.00	0.00	0.00	0.00	0.00	0.00	0.00	0.00	0.00	0.00	0.00	0.00	0.00	0.00	0.00	0.00	0.00	0.00	0.00	0.00	0.00	0.00	0.00
MDS Checks Issued	0.00	0.00	0.00	0.00	0.00	0.00	0.00	0.00	0.00	0.00	0.00	0.00	0.00	0.00	0.00	0.00	0.00	0.00	0.00	0.00	0.00	0.00	0.00	0.00	0.00	0.00	0.00	0.00
Advice to Debit Account	0.00	0.00	0.00	0.00	0.00	0.00	0.00	0.00	0.00	0.00	0.00	0.00	0.00	0.00	0.00	0.00	0.00	0.00	0.00	0.00	0.00	0.00	0.00	0.00	0.00	0.00	0.00	0.00
Working Fund for FAPs	0.00	0.00	0.00	0.00	0.00	0.00	0.00	0.00	0.00	0.00	0.00	0.00	0.00	0.00	0.00	0.00	0.00	0.00	0.00	0.00	0.00	0.00	0.00	0.00	0.00	0.00	0.00	0.00
Cash Disbursement Ceiling (CDC)	0.00	0.00	0.00	0.00	0.00	0.00	0.00	0.00	0.00	0.00	0.00	0.00	0.00	0.00	0.00	0.00	0.00	0.00	0.00	0.00	0.00	0.00	0.00	0.00	0.00	0.00	0.00	0.00
TOTAL CASH DISBURSEMENTS	13,080,862.05	110,122,780.15	0.00	220,882,000.00	344,085,442.20	15,013.55	3,880,249.00	0.00	0.00	0.00	3,875,262.55	0.00	42,181.25	0.00	0.00	42,181.25	3,917,443.80	348,002,886.00	0.00	0.00	0.00	0.00	13,095,675.80	114,025,210.40	0.00	220,882,000.00	348,002,886.00	348,002,886.00
NON-CASH DISBURSEMENTS	434,693.48	157,294.63	0.00	0.00	591,988.41	0.00	167,652.45	0.00	10,392.66	0.00	188,045.31	0.00	8,345.53	0.00	3,166.07	11,511.80	179,558.91	771,545.32	0.00	0.00	0.00	0.00	434,693.48	323,292.92	0.00	13,558.92	771,545.32	771,545.32
Tax Remittance Advices Issued (TRA)	434,693.48	157,294.63	0.00	0.00	591,988.41	0.00	167,652.45	0.00	10,392.66	0.00	188,045.31	0.00	8,345.53	0.00	3,166.07	11,511.80	180,278.72	752,256.15	0.00	0.00	0.00	0.00	434,693.48	304,015.73	0.00	13,558.92	752,256.15	752,256.15
Non-Cash Availment Authority (NCAA)	0.00	0.00	0.00	0.00	0.00	0.00	0.00	0.00	0.00	0.00	0.00	0.00	0.00	0.00	0.00	0.00	0.00	0.00	0.00	0.00	0.00	0.00	0.00	0.00	0.00	0.00	0.00	0.00
Disbursements effected through outright deductions from claims (please specify...)	0.00	0.00	0.00	0.00	0.00	0.00	19,277.19	0.00	0.00	0.00	19,277.19	0.00	0.00	0.00	0.00	0.00	19,277.19	19,277.19	0.00	0.00	0.00	0.00	0.00	19,277.19	0.00	0.00	19,277.19	19,277.19
Overpayment of expenses (e.g. personal benefits)	0.00	0.00	0.00	0.00	0.00	0.00	0.00	0.00	0.00	0.00	0.00	0.00	0.00	0.00	0.00	0.00	0.00	0.00	0.00	0.00	0.00	0.00	0.00	0.00	0.00	0.00	0.00	0.00
Reimbursement for loss of government property	0.00	0.00	0.00	0.00	0.00	0.00	0.00	0.00	0.00	0.00	0.00	0.00	0.00	0.00	0.00	0.00	0.00	0.00	0.00	0.00	0.00	0.00	0.00	0.00	0.00	0.00	0.00	0.00
Liquidated damages and similar claims	0.00	0.00	0.00	0.00	0.00	0.00	19,277.19	0.00	0.00	0.00	19,277.19	0.00	0.00	0.00	0.00	0.00	19,277.19	19,277.19	0.00	0.00	0.00	0.00	0.00	19,277.19	0.00	0.00	19,277.19	19,277.19
Others (e.g. TEF, BTR, Docs Stamp, etc.)	0.00	0.00	0.00	0.00	0.00	0.00	0.00	0.00	0.00	0.00	0.00	0.00	0.00	0.00	0.00	0.00	0.00	0.00	0.00	0.00	0.00	0.00	0.00	0.00	0.00	0.00	0.00	0.00
TOTAL NON-CASH DISBURSEMENTS	434,693.48	157,294.63	0.00	0.00	591,988.41	0.00	167,652.45	0.00	10,392.66	0.00	188,045.31	0.00	8,345.53	0.00	3,166.07	11,511.80	179,558.91	771,545.32	0.00	0.00	0.00	0.00	434,693.48	323,292.92	0.00	13,558.92	771,545.32	771,545.32
GRAND TOTAL	13,515,555.53	110,280,074.68	0.00	220,882,000.00	344,677,430.61	15,013.55	4,017,901.45	0.00	10,392.66	0.00	4,043,307.86	0.00	50,826.75	0.00	3,166.07	55,892.85	4,097,000.71	348,774,431.32	0.00	0.00	0.00	0.00	13,530,369.08	114,348,503.32	0.00	220,895,558.92	348,774,431.32	348,774,431.32


SUMMARY

Particulars (1)	Previous Report (2)	This Month (3)	As at Date (4)
Total Disbursement Authorities Received	223,769,748.78	348,765,154.13	672,654,802.89
NCA	220,523,000.00	348,002,889.00	668,525,889.00
NTA	0.00	0.00	0.00
Working Fund	0.00	0.00	0.00
TRA	3,478,748.78	762,265.13	4,228,016.89
GDC	0.00	0.00	0.00
NCAA	0.00	0.00	0.00
Less: Notice of Transfer of Allocations (NTA)* Issued	0.00	0.00	0.00
Total Disbursement Authorities Available	223,769,748.78	348,765,154.13	672,654,802.89
Less:	0.00	0.00	0.00
Lapsed NCA	0.00	0.00	0.00
Disbursements	223,612,977.21	348,774,431.32	672,667,408.53
Less: Other Non-Cash Disbursements	113,228.45	19,277.19	132,505.64
Disbursements effected through outright deductions from claims	113,228.45	19,277.19	132,505.64
Overpayment of expenses (e.g. personal benefits)	0.00	0.00	0.00
Reimbursement for loss of government property	0.00	0.00	0.00
Liquidated damages and similar claims	113,228.45	19,277.19	132,505.64
Others (e.g. TEF, BTR, Docs Stamp, etc.)	0.00	0.00	0.00
Add: Less: Adjustments (e.g. cancelled/issued checks)	0.00	0.00	0.00
Balance of Disbursement Authorities as at date	0.00	0.00	0.00
Total Disbursements Program	226,182,000.00	351,328,000.00	677,610,000.00
Less: *Actual Disbursements	223,612,987.21	348,774,431.32	672,667,428.53
(Over)/Under spending	2,569,012.79	2,553,668.68	4,822,971.47

Notes: * The use of NTA is discouraged
Notes: ** Amounts should tally with the grand total disbursement (column 27).

Certified Correct:

CHERRY PEARL C. RIVERA
Accountant III
Date: May 10, 2022

Recommending Approval:

AIMEE T. FULENCIO
OIC-Chief, AFMD
Date: May 10, 2022

Approved By:

RONNIE D. DOMINGO
OIC, Executive Director
Date: May 10, 2022