



QUARTERLY REPORT OF REVENUE AND OTHER RECEIPTS


As at the Quarter Ending June 30, 2023


Department : Department of Agriculture (DA)
 Agency/Entity : Philippine Carabao Center
 Operating Unit : < not applicable >
 Organization Code (UACS) : 05 010 0000000
 Fund Cluster : 01 - Regular Agency Fund

Classification/Sources of Revenue and Other Receipts	UACS CODE	REVENUE TARGET (Annual) per BESF	Actual Revenue and Other Receipts Collections					Cumulative Remittance/Deposits to Date			Variance		Remarks
			1st Quarter Ending March 31	2nd Quarter Ending June 30	3rd Quarter Ending September 30	4th Quarter Ending December 31	Total	Remittance to BTr	Deposited with AGDB	Total	Amount	%	
1	2	3	4	5	6	7	8=(4+5+6+7)	9	10	11=(9+10)	12=(8-3)	13=(12/3)	14
Regular Agency Fund		1,629,000.00	492,219.09	2,155,404.27	0.00	0.00	2,647,623.36	1,961,198.73	686,424.63	2,647,623.36	1,018,623.36	63 %	
Revenue Collections		1,629,000.00	471,033.19	2,074,023.94	0.00	0.00	2,545,057.13	1,926,984.15	618,072.98	2,545,057.13	916,057.13	56 %	
Cash Revenue		1,629,000.00	400,163.00	596,543.00	0.00	0.00	996,706.00	467,534.51	529,171.49	996,706.00	(632,294.00)	-39 %	
Non-Tax		1,629,000.00	400,163.00	596,543.00	0.00	0.00	996,706.00	467,534.51	529,171.49	996,706.00	(632,294.00)	-39 %	
Miscellaneous Income	4060999000	1,629,000.00	400,163.00	596,543.00	0.00	0.00	996,706.00	467,534.51	529,171.49	996,706.00	(632,294.00)	-39 %	
Non-Cash Revenue		0.00	70,870.19	1,477,480.94	0.00	0.00	1,548,351.13	1,459,449.64	88,901.49	1,548,351.13	1,548,351.13	0 %	
Contributions effected through outright deductions from claims		0.00	70,870.19	1,477,480.94	0.00	0.00	1,548,351.13	1,459,449.64	88,901.49	1,548,351.13	1,548,351.13	0 %	
Miscellaneous Income	4060999000	0.00	70,870.19	1,477,480.94	0.00	0.00	1,548,351.13	1,459,449.64	88,901.49	1,548,351.13	1,548,351.13	0 %	
Non-Revenue Collections/Other Receipts		0.00	21,185.90	81,380.33	0.00	0.00	102,566.23	34,214.58	68,351.65	102,566.23	102,566.23	0 %	
Cash Receipts		0.00	21,185.90	81,380.33	0.00	0.00	102,566.23	34,214.58	68,351.65	102,566.23	102,566.23	0 %	
Non-Tax		0.00	0.00	328.09	0.00	0.00	328.09	0.00	328.09	328.09	328.09	0 %	
Interest on NG Deposits	4020221001	0.00	0.00	328.09	0.00	0.00	328.09	0.00	328.09	328.09	328.09	0 %	
Others		0.00	21,185.90	81,052.24	0.00	0.00	102,238.14	34,214.58	68,023.56	102,238.14	102,238.14	0 %	
Advances for Operation Expenses	1990101000	0.00	3,230.00	0.00	0.00	0.00	3,230.00	3,230.00	0.00	3,230.00	3,230.00	0 %	
Advances for Special Disbursing Officer	1990103000	0.00	17,955.90	13,028.68	0.00	0.00	30,984.58	30,984.58	0.00	30,984.58	30,984.58	0 %	
Advances to Officers and Employees	1990104000	0.00	0.00	68,023.56	0.00	0.00	68,023.56	0.00	68,023.56	68,023.56	68,023.56	0 %	
GRAND TOTAL		1,629,000.00	492,219.09	2,155,404.27	0.00	0.00	2,647,623.36	1,961,198.73	686,424.63	2,647,623.36	1,018,623.36	63 %	

Certified Correct:

AIMEE T. FULGENCIO
 Budget Officer
 Date: July 27, 2023 05:33 PM

Certified Correct:

CHERRY PEARL C. RIVERA
 Accountant III
 Date: July 27, 2023 05:33 PM

Recommending Approval By:

AIMEE T. FULGENCIO
 OIC, Admin and Finance Division
 Date: July 27, 2023 05:35 PM

Approved By:

CARO B. SALCES
 OIC, Executive Director
 Date: July 27, 2023 05:37 PM