

MONTHLY REPORT OF DISBURSEMENTS

For the month of July 2023


Department : Department of Agriculture (DA)
 Agency/Entity : Philippine Carabao Center
 Operating Unit : < not applicable >
 Organization Code (UACS) : 05 010 0000000
 Fund Cluster : 02 - Foreign Assisted Projects Fund


| Particulars | Current Year Budget | | | | | Prior Year's Budget | | | | | Current Year's Accounts Payable | | | | | Trust Liabilities | | | | | Grand Total | | | | | Remarks | | |
|--|---------------------|-------------|-------------|-------------|-------------|---------------------|---------------------|-------------|----------------------|----------------------|---------------------------------|-------------|-------------|-------------|------------------|----------------------|----------------------|-------------|-------------|-------------|---------------|-------------|---------------------|-------------|----------------------|----------------------|------------------|--|
| | PS | MOOE | FinEx | CO | TOTAL | PS | MOOE | FinEx | CO | Sub-Total | PS | MOOE | FinEx | CO | Sub-Total | TOTAL | SUB-TOTAL | PS | MOOE | CO | TOTAL | PS | MOOE | FinEx | CO | | TOTAL | |
| | 2 | 3 | 4 | 5 | 6=(2+3+4+5) | 7 | 8 | 9 | 10 | 11=(7+8+9+10) | 12 | 13 | 14 | 15 | 16=(12+13+14+15) | 17=(11+16) | 18=(17) | 19 | 20 | 21 | 22=(19+20+21) | 23 | 24 | 25 | 26 | | 27=(23+24+25+26) | |
| CASH DISBURSEMENTS | 0.00 | 0.00 | 0.00 | 0.00 | 0.00 | 0.00 | 1,096,482.87 | 0.00 | 14,408,264.58 | 15,504,747.45 | 0.00 | 0.00 | 0.00 | 0.00 | 0.00 | 15,504,747.45 | 15,504,747.45 | 0.00 | 0.00 | 0.00 | 0.00 | 0.00 | 1,096,482.87 | 0.00 | 14,408,264.58 | 15,504,747.45 | | |
| Notice of Cash Allocation (NCA) | 0.00 | 0.00 | 0.00 | 0.00 | 0.00 | 0.00 | 1,096,482.87 | 0.00 | 14,408,264.58 | 15,504,747.45 | 0.00 | 0.00 | 0.00 | 0.00 | 0.00 | 15,504,747.45 | 15,504,747.45 | 0.00 | 0.00 | 0.00 | 0.00 | 0.00 | 1,096,482.87 | 0.00 | 14,408,264.58 | 15,504,747.45 | | |
| MDS Checks issued | 0.00 | 0.00 | 0.00 | 0.00 | 0.00 | 0.00 | 0.00 | 0.00 | 0.00 | 0.00 | 0.00 | 0.00 | 0.00 | 0.00 | 0.00 | 0.00 | 0.00 | 0.00 | 0.00 | 0.00 | 0.00 | 0.00 | 0.00 | 0.00 | 0.00 | 0.00 | 0.00 | |
| Advice to Debit Account | 0.00 | 0.00 | 0.00 | 0.00 | 0.00 | 0.00 | 1,096,482.87 | 0.00 | 14,408,264.58 | 15,504,747.45 | 0.00 | 0.00 | 0.00 | 0.00 | 0.00 | 0.00 | 0.00 | 0.00 | 0.00 | 0.00 | 0.00 | 0.00 | 0.00 | 0.00 | 0.00 | 0.00 | 0.00 | |
| Notice of Transfer Allocations (NTA) | 0.00 | 0.00 | 0.00 | 0.00 | 0.00 | 0.00 | 0.00 | 0.00 | 0.00 | 0.00 | 0.00 | 0.00 | 0.00 | 0.00 | 0.00 | 15,504,747.45 | 15,504,747.45 | 0.00 | 0.00 | 0.00 | 0.00 | 0.00 | 1,096,482.87 | 0.00 | 14,408,264.58 | 15,504,747.45 | | |
| MDS Checks issued | 0.00 | 0.00 | 0.00 | 0.00 | 0.00 | 0.00 | 0.00 | 0.00 | 0.00 | 0.00 | 0.00 | 0.00 | 0.00 | 0.00 | 0.00 | 0.00 | 0.00 | 0.00 | 0.00 | 0.00 | 0.00 | 0.00 | 0.00 | 0.00 | 0.00 | 0.00 | 0.00 | |
| Advice to Debit Account | 0.00 | 0.00 | 0.00 | 0.00 | 0.00 | 0.00 | 0.00 | 0.00 | 0.00 | 0.00 | 0.00 | 0.00 | 0.00 | 0.00 | 0.00 | 0.00 | 0.00 | 0.00 | 0.00 | 0.00 | 0.00 | 0.00 | 0.00 | 0.00 | 0.00 | 0.00 | 0.00 | |
| Working Fund for FAPs | 0.00 | 0.00 | 0.00 | 0.00 | 0.00 | 0.00 | 0.00 | 0.00 | 0.00 | 0.00 | 0.00 | 0.00 | 0.00 | 0.00 | 0.00 | 0.00 | 0.00 | 0.00 | 0.00 | 0.00 | 0.00 | 0.00 | 0.00 | 0.00 | 0.00 | 0.00 | 0.00 | |
| Cash Disbursement Ceiling (CDC) | 0.00 | 0.00 | 0.00 | 0.00 | 0.00 | 0.00 | 0.00 | 0.00 | 0.00 | 0.00 | 0.00 | 0.00 | 0.00 | 0.00 | 0.00 | 0.00 | 0.00 | 0.00 | 0.00 | 0.00 | 0.00 | 0.00 | 0.00 | 0.00 | 0.00 | 0.00 | 0.00 | |
| TOTAL CASH DISBURSEMENTS | 0.00 | 0.00 | 0.00 | 0.00 | 0.00 | 0.00 | 1,096,482.87 | 0.00 | 14,408,264.58 | 15,504,747.45 | 0.00 | 0.00 | 0.00 | 0.00 | 0.00 | 15,504,747.45 | 15,504,747.45 | 0.00 | 0.00 | 0.00 | 0.00 | 0.00 | 1,096,482.87 | 0.00 | 14,408,264.58 | 15,504,747.45 | | |
| NON-CASH DISBURSEMENTS | 0.00 | 0.00 | 0.00 | 0.00 | 0.00 | 0.00 | 124,079.95 | 0.00 | 1,095,466.08 | 1,219,546.03 | 0.00 | 0.00 | 0.00 | 0.00 | 0.00 | 1,219,546.03 | 1,219,546.03 | 0.00 | 0.00 | 0.00 | 0.00 | 0.00 | 124,079.95 | 0.00 | 1,095,466.08 | 1,219,546.03 | | |
| Tax Remittance Advances Issued (TRA) | 0.00 | 0.00 | 0.00 | 0.00 | 0.00 | 0.00 | 94,367.15 | 0.00 | 1,095,466.08 | 1,189,833.23 | 0.00 | 0.00 | 0.00 | 0.00 | 0.00 | 1,189,833.23 | 1,189,833.23 | 0.00 | 0.00 | 0.00 | 0.00 | 0.00 | 124,079.95 | 0.00 | 1,095,466.08 | 1,219,546.03 | | |
| Non-Cash Availment Authority (NCAA) | 0.00 | 0.00 | 0.00 | 0.00 | 0.00 | 0.00 | 0.00 | 0.00 | 0.00 | 0.00 | 0.00 | 0.00 | 0.00 | 0.00 | 0.00 | 0.00 | 0.00 | 0.00 | 0.00 | 0.00 | 0.00 | 0.00 | 0.00 | 0.00 | 0.00 | 0.00 | 0.00 | |
| Disbursements effected through outright deductions from claims (please specify...) | 0.00 | 0.00 | 0.00 | 0.00 | 0.00 | 0.00 | 0.00 | 0.00 | 0.00 | 0.00 | 0.00 | 0.00 | 0.00 | 0.00 | 0.00 | 0.00 | 0.00 | 0.00 | 0.00 | 0.00 | 0.00 | 0.00 | 0.00 | 0.00 | 0.00 | 0.00 | 0.00 | |
| Overpayment of expenses(e.g. personnel benefits) | 0.00 | 0.00 | 0.00 | 0.00 | 0.00 | 0.00 | 29,712.80 | 0.00 | 0.00 | 29,712.80 | 0.00 | 0.00 | 0.00 | 0.00 | 0.00 | 29,712.80 | 29,712.80 | 0.00 | 0.00 | 0.00 | 0.00 | 0.00 | 0.00 | 0.00 | 0.00 | 0.00 | 0.00 | |
| Restitution for loss of government property | 0.00 | 0.00 | 0.00 | 0.00 | 0.00 | 0.00 | 0.00 | 0.00 | 0.00 | 0.00 | 0.00 | 0.00 | 0.00 | 0.00 | 0.00 | 0.00 | 0.00 | 0.00 | 0.00 | 0.00 | 0.00 | 0.00 | 0.00 | 0.00 | 0.00 | 0.00 | 0.00 | |
| Liquidated damages and similar claims | 0.00 | 0.00 | 0.00 | 0.00 | 0.00 | 0.00 | 29,712.80 | 0.00 | 0.00 | 29,712.80 | 0.00 | 0.00 | 0.00 | 0.00 | 0.00 | 29,712.80 | 29,712.80 | 0.00 | 0.00 | 0.00 | 0.00 | 0.00 | 0.00 | 0.00 | 0.00 | 0.00 | 0.00 | |
| Others(TEF, BTr, Documentary Stamp Tax, etc.) | 0.00 | 0.00 | 0.00 | 0.00 | 0.00 | 0.00 | 0.00 | 0.00 | 0.00 | 0.00 | 0.00 | 0.00 | 0.00 | 0.00 | 0.00 | 0.00 | 0.00 | 0.00 | 0.00 | 0.00 | 0.00 | 0.00 | 0.00 | 0.00 | 0.00 | 0.00 | 0.00 | |
| TOTAL NON-CASH DISBURSEMENTS | 0.00 | 0.00 | 0.00 | 0.00 | 0.00 | 0.00 | 124,079.95 | 0.00 | 1,095,466.08 | 1,219,546.03 | 0.00 | 0.00 | 0.00 | 0.00 | 0.00 | 1,219,546.03 | 1,219,546.03 | 0.00 | 0.00 | 0.00 | 0.00 | 0.00 | 124,079.95 | 0.00 | 1,095,466.08 | 1,219,546.03 | | |
| GRAND TOTAL | 0.00 | 0.00 | 0.00 | 0.00 | 0.00 | 0.00 | 1,220,562.82 | 0.00 | 15,503,730.66 | 16,724,293.48 | 0.00 | 0.00 | 0.00 | 0.00 | 0.00 | 16,724,293.48 | 16,724,293.48 | 0.00 | 0.00 | 0.00 | 0.00 | 0.00 | 1,220,562.82 | 0.00 | 15,503,730.66 | 16,724,293.48 | | |


SUMMARY

| Particulars | Previous Report (2) | This Month (3) | As at Date (4) |
|--|---------------------|----------------|----------------|
| Total Disbursement Authorities Received | 114,408,466.67 | 8,789,833.23 | 123,198,299.90 |
| NCA | 111,265,808.00 | 7,600,000.00 | 118,865,808.00 |
| NTA | 0.00 | 0.00 | 0.00 |
| Working Fund | 0.00 | 0.00 | 0.00 |
| TRA | 3,142,658.67 | 1,189,833.23 | 4,332,491.90 |
| CDC | 0.00 | 0.00 | 0.00 |
| NCAA | 0.00 | 0.00 | 0.00 |
| Less: Notice of Transfer of Allocations (NTA)* issued | 0.00 | 0.00 | 0.00 |
| Total Disbursement Authorities Available | 114,408,466.67 | 8,789,833.23 | 123,198,299.90 |
| Less: | 0.00 | 0.00 | 0.00 |
| Lapsed NCA | 166,098.22 | 0.00 | 166,098.22 |
| Disbursements | 83,849,590.42 | 16,724,293.48 | 100,573,883.90 |
| Less: Other Non-Cash Disbursements | 829,687.90 | 29,712.80 | 859,400.70 |
| Disbursements effected through outright deductions from claims | 829,687.90 | 29,712.80 | 859,400.70 |
| Overpayment of expenses(e.g. personnel benefits) | 0.00 | 0.00 | 0.00 |
| Restitution for loss of government property | 0.00 | 0.00 | 0.00 |
| Liquidated damages and similar claims | 829,687.90 | 29,712.80 | 859,400.70 |
| Others (e.g. TEF, BTr, Docs Stamp, etc.) | 0.00 | 0.00 | 0.00 |
| Add/Less: Adjustments (e.g. cancelled/staled checks) | 0.00 | 0.00 | 0.00 |
| Balance of Disbursement Authorities as at date | 31,222,465.93 | (7,904,747.45) | 23,317,718.48 |
| Total Disbursements Program | 117,096,363.00 | 72,283,300.00 | 189,379,663.00 |
| Less: *Actual Disbursements | 83,849,590.42 | 16,724,293.48 | 100,573,883.90 |
| (Over)/Under spending | 33,246,772.58 | 55,559,006.52 | 88,805,779.10 |

Notes: * The use of NTA is discouraged
 Notes: ** Amounts should tally with the grand total disbursement (column 27)

Certified Correct:

CHERRY PEARL RIVERA
 Accountant III
 Date: August 9, 2023 12:01 PM

Recommending Approval:

AIMEE T. FULGENCIO
 Chief, AFMD
 Date: August 9, 2023 12:02 PM

Approved By:

CARO B. SALTES
 OIC-Executive Director
 Date August 9, 2023 12:02 PM