


MONTHLY REPORT OF DISBURSEMENTS
For the month of August 2023


Department : Department of Agriculture (DA)
 Agency/Entity : Philippine Carabao Center
 Operating Unit : < not applicable >
 Organization Code (UACS) : 05 010 000000
 Fund Cluster : 01 - Regular Agency Fund


Particulars	Current Year Budget					Prior Year's Budget															Trust Liabilities				Grand Total					Remarks
	PS	MOOE	FinEx	CO	TOTAL	Prior Year's Accounts Payable					Current Year's Accounts Payable					SUB-TOTAL	PS	MOOE	CO	TOTAL	PS	MOOE	FinEx	CO	TOTAL					
						PS	MOOE	FinEx	CO	Sub-Total	PS	MOOE	FinEx	CO	Sub-Total											PS	MOOE	FinEx	CO	
1	2	3	4	5	6=(2+3+4+5)	7	8	9	10	11=(7+8+9+10)	12	13	14	15	16=(12+13+14+15)	17=(11+16)	18=(8+17)	19	20	21	22=(19+20+21)	23	24	25	26	27=(23+24+25+26)	28			
CASH DISBURSEMENTS	9,741,776.86	11,587,388.25	0.00	11,626,021.53	32,955,186.64	0.00	132,302.25	0.00	0.00	132,302.25	0.00	30,210.00	0.00	0.00	30,210.00	162,512.25	33,117,698.89	0.00	0.00	0.00	0.00	9,741,776.86	11,749,900.50	0.00	11,626,021.53	33,117,698.89				
Notice of Cash Allocation (NCA)	9,741,776.86	11,587,388.25	0.00	11,626,021.53	32,955,186.64	0.00	132,302.25	0.00	0.00	132,302.25	0.00	30,210.00	0.00	0.00	30,210.00	162,512.25	33,117,698.89	0.00	0.00	0.00	0.00	9,741,776.86	11,749,900.50	0.00	11,626,021.53	33,117,698.89				
MDS Checks Issued	1,754,236.71	3,746,687.61	0.00	0.00	5,500,924.32	0.00	55,125.00	0.00	0.00	55,125.00	0.00	0.00	0.00	0.00	0.00	0.00	55,125.00	5,556,049.32	0.00	0.00	0.00	0.00	1,754,236.71	3,801,812.61	0.00	0.00	5,556,049.32			
Advice to Debit Account	7,987,540.15	7,840,700.64	0.00	11,626,021.53	27,454,262.32	0.00	77,177.25	0.00	0.00	77,177.25	0.00	30,210.00	0.00	0.00	30,210.00	107,387.25	27,561,649.57	0.00	0.00	0.00	0.00	7,987,540.15	7,948,087.69	0.00	11,626,021.53	27,561,649.57				
Notice of Transfer Allocations (NTA)	0.00	0.00	0.00	0.00	0.00	0.00	0.00	0.00	0.00	0.00	0.00	0.00	0.00	0.00	0.00	0.00	0.00	0.00	0.00	0.00	0.00	0.00	0.00	0.00	0.00	0.00	0.00			
MDS Checks Issued	0.00	0.00	0.00	0.00	0.00	0.00	0.00	0.00	0.00	0.00	0.00	0.00	0.00	0.00	0.00	0.00	0.00	0.00	0.00	0.00	0.00	0.00	0.00	0.00	0.00	0.00	0.00	0.00		
Advice to Debit Account	0.00	0.00	0.00	0.00	0.00	0.00	0.00	0.00	0.00	0.00	0.00	0.00	0.00	0.00	0.00	0.00	0.00	0.00	0.00	0.00	0.00	0.00	0.00	0.00	0.00	0.00	0.00	0.00		
Working Fund for FAPs	0.00	0.00	0.00	0.00	0.00	0.00	0.00	0.00	0.00	0.00	0.00	0.00	0.00	0.00	0.00	0.00	0.00	0.00	0.00	0.00	0.00	0.00	0.00	0.00	0.00	0.00	0.00	0.00		
Cash Disbursement Ceiling (CDC)	0.00	0.00	0.00	0.00	0.00	0.00	0.00	0.00	0.00	0.00	0.00	0.00	0.00	0.00	0.00	0.00	0.00	0.00	0.00	0.00	0.00	0.00	0.00	0.00	0.00	0.00	0.00	0.00		
TOTAL CASH DISBURSEMENTS	9,741,776.86	11,587,388.25	0.00	11,626,021.53	32,955,186.64	0.00	132,302.25	0.00	0.00	132,302.25	0.00	30,210.00	0.00	0.00	30,210.00	162,512.25	33,117,698.89	0.00	0.00	0.00	0.00	9,741,776.86	11,749,900.50	0.00	11,626,021.53	33,117,698.89				
NON-CASH DISBURSEMENTS	412,527.77	587,909.70	0.00	0.00	1,000,437.47	0.00	34,746.19	0.00	0.00	34,746.19	0.00	0.00	0.00	0.00	0.00	0.00	34,746.19	1,035,183.66	0.00	0.00	0.00	412,527.77	622,655.89	0.00	0.00	1,035,183.66				
Tax Remittance Advice Issued (TRA)	412,527.77	585,930.66	0.00	0.00	998,458.43	0.00	33,408.69	0.00	0.00	33,408.69	0.00	0.00	0.00	0.00	0.00	0.00	33,408.69	1,031,867.12	0.00	0.00	0.00	412,527.77	619,339.35	0.00	0.00	1,031,867.12				
Non-Cash Availment Authority (NCAA)	0.00	0.00	0.00	0.00	0.00	0.00	0.00	0.00	0.00	0.00	0.00	0.00	0.00	0.00	0.00	0.00	0.00	0.00	0.00	0.00	0.00	0.00	0.00	0.00	0.00	0.00	0.00	0.00		
Disbursements effected through outright deductions from claims (please specify...)	0.00	1,979.04	0.00	0.00	1,978.04	0.00	1,337.50	0.00	0.00	1,337.50	0.00	0.00	0.00	0.00	0.00	0.00	0.00	0.00	0.00	0.00	0.00	0.00	0.00	0.00	0.00	0.00	0.00	0.00		
Overpayment of expenses(e.g. personnel benefits)	0.00	0.00	0.00	0.00	0.00	0.00	0.00	0.00	0.00	0.00	0.00	0.00	0.00	0.00	0.00	0.00	0.00	0.00	0.00	0.00	0.00	0.00	0.00	0.00	0.00	0.00	0.00	0.00		
Restitution for loss of government property	0.00	0.00	0.00	0.00	0.00	0.00	0.00	0.00	0.00	0.00	0.00	0.00	0.00	0.00	0.00	0.00	0.00	0.00	0.00	0.00	0.00	0.00	0.00	0.00	0.00	0.00	0.00	0.00		
Liquidated damages and similar claims	0.00	1,979.04	0.00	0.00	1,979.04	0.00	1,337.50	0.00	0.00	1,337.50	0.00	0.00	0.00	0.00	0.00	0.00	0.00	0.00	0.00	0.00	0.00	0.00	0.00	0.00	0.00	0.00	0.00	0.00		
Others(TEF, BTr, Documentary Stamp Tax, etc.)	0.00	0.00	0.00	0.00	0.00	0.00	0.00	0.00	0.00	0.00	0.00	0.00	0.00	0.00	0.00	0.00	0.00	0.00	0.00	0.00	0.00	0.00	0.00	0.00	0.00	0.00	0.00	0.00		
TOTAL NON-CASH DISBURSEMENTS	412,527.77	587,909.70	0.00	0.00	1,000,437.47	0.00	34,746.19	0.00	0.00	34,746.19	0.00	0.00	0.00	0.00	0.00	0.00	34,746.19	1,035,183.66	0.00	0.00	0.00	412,527.77	622,655.89	0.00	0.00	1,035,183.66				
GRAND TOTAL	10,154,304.63	12,175,297.95	0.00	11,626,021.53	33,955,624.11	0.00	167,048.44	0.00	0.00	167,048.44	0.00	30,210.00	0.00	0.00	30,210.00	197,258.44	34,152,882.55	0.00	0.00	0.00	0.00	10,154,304.63	12,372,556.39	0.00	11,626,021.53	34,152,882.55				

SUMMARY	Particulars	Previous Report			This Month			As at Date		
		(1)	(2)	(3)	(4)	(5)	(6)	(7)	(8)	(9)
Total Disbursement Authorities Received		863,611,361.46	33,028,867.12	896,640,228.58						
NCA		855,955,835.00	31,997,000.00	887,952,835.00						
NTA		0.00	0.00	0.00						
Working Fund		0.00	0.00	0.00						
TRA		7,655,526.46	1,031,867.12	8,687,393.58						
CDC		0.00	0.00	0.00						
NCAA		0.00	0.00	0.00						
Less: Notice of Transfer of Allocations (NTA)* Issued		0.00	0.00	0.00						
Total Disbursement Authorities Available		863,611,361.46	33,028,867.12	896,640,228.58						
Less:		0.00	0.00	0.00						
Lapsed NCA		0.00	0.00	0.00						
Disbursements		862,683,096.55	34,152,882.55	896,835,979.10						
Less: Other Non-Cash Disbursements		192,433.98	3,316.54	195,750.52						
Disbursements effected through outright deductions from claims		192,433.98	3,316.54	195,750.52						
Overpayment of expenses(e.g. personnel benefits)		0.00	0.00	0.00						
Restitution for loss of government property		0.00	0.00	0.00						
Liquidated damages and similar claims		192,433.98	3,316.54	195,750.52						
Others (e.g. TEF, BTr, Docs Stamp, etc.)		0.00	0.00	0.00						
Add/Less: Adjustments (e.g. cancelled/stated checks)		0.00	0.00	0.00						
Balance of Disbursement Authorities as at date		1,120,698.89	(1,120,698.89)	0.00						
Total Disbursements Program		922,893,000.00	33,046,000.00	955,939,000.00						
Less: *Actual Disbursements		862,683,096.55	34,152,882.55	896,835,979.10						
(Over)/Under spending		60,209,903.45	(1,106,882.55)	59,103,020.90						

Notes: * The use of NTA is discouraged
 Notes: ** Amounts should tally with the grand total disbursement (column 27).

Certified Correct:

CHERRY PEARL C. RIVERA
 Accountant III
 Date: September 10, 2023 08:35 PM

Recommending Approval:

AIMEE T. FULGENCIO
 Chief, Admin and Finance Division
 Date: September 10, 2023 08:38 PM

Approved By:

CARO B. SALCE
 OIC, Executive Director
 Date: September 10, 2023 08:40 PM