

**SUMMARY OF APPROVED BUDGET, UTILIZATIONS, DISBURSEMENTS AND BALANCES BY OBJECT OF EXPENDITURES**  
**(For Off-Budgetary Funds)**  
**As at the Quarter Ending September 30, 2023**

Department : Department of Agriculture (DA)  
 Agency/Entity : Philippine Carabao Center  
 Operating Unit : < not applicable >  
 Organization Code (UACS) : 05 010 000000  
 Fund Cluster : 06 - Business Related Funds  
 (e.g. UACS Fund Cluster: 05-Internally Generated Funds and 06-Business Related Funds)

Particulars	UACS CODE	Approved Budget			Utilizations					Disbursements					Balances		
		Approved Budgeted Revenue	Adjustments (Reductions, Modifications/ Augmentations)	Adjusted Budgeted Revenue	1st Quarter Ending March 31	2nd Quarter Ending June 30	3rd Quarter Ending September 30	4th Quarter Ending Decemb	Total	1st Quarter Ending March 31	2nd Quarter Ending June 30	3rd Quarter Ending September 30	4th Quarter Ending December	Total	Unutilized Budget	Unpaid Obligations (10-15)-(17+18)	
1	2	3	4	5=[3+(-4)]	6	7	8	9	10=(6+7+8+9)	11	12	13	14	15=(11+12+13+14)	16=(5-10)	17	18
<b>SUMMARY</b>																	
<b>A. AGENCY SPECIFIC BUDGET</b>																	
Maintenance and Other Operating Expenses		76,288,722.44	113,256,097.71	189,544,820.15	62,301,073.36	27,375,973.53	43,615,202.95	0.00	133,292,249.84	43,435,808.85	27,898,874.12	43,144,486.99	0.00	114,479,169.96	56,252,570.31	0.00	18,813,079.88
Traveling Expenses	5020100000	5,681,822.40	0.00	5,681,822.40	1,115,111.66	182,630.00	243,148.00	0.00	1,540,889.66	1,110,926.66	139,190.00	242,148.00	0.00	1,492,264.66	4,140,932.74	0.00	48,625.00
Traveling Expenses - Local	5020101000	5,181,822.40	0.00	5,181,822.40	1,115,111.66	182,630.00	243,148.00	0.00	1,540,889.66	1,110,926.66	139,190.00	242,148.00	0.00	1,492,264.66	3,640,932.74	0.00	48,625.00
Traveling Expenses - Foreign	5020102000	500,000.00	0.00	500,000.00	0.00	0.00	0.00	0.00	0.00	0.00	0.00	0.00	0.00	0.00	500,000.00	0.00	0.00
Traveling Expenses - Foreign	5020102000	500,000.00	0.00	500,000.00	0.00	0.00	0.00	0.00	0.00	0.00	0.00	0.00	0.00	0.00	500,000.00	0.00	0.00
Training and Scholarship Expenses	5020200000	13,013,600.32	7,377.60	13,020,977.92	235,000.00	30,000.00	117,877.60	0.00	382,877.60	235,000.00	30,000.00	61,500.00	0.00	326,500.00	12,638,100.32	0.00	56,377.60
Training Expenses	5020201000	6,945,292.80	7,377.60	6,952,670.40	235,000.00	30,000.00	117,877.60	0.00	382,877.60	235,000.00	30,000.00	61,500.00	0.00	326,500.00	6,569,792.80	0.00	56,377.60
Scholarship Grants/Expenses	5020202000	6,068,307.52	0.00	6,068,307.52	0.00	0.00	0.00	0.00	0.00	0.00	0.00	0.00	0.00	0.00	6,068,307.52	0.00	0.00
Supplies and Materials Expenses	5020300000	21,345,870.19	77,832,177.31	99,178,047.50	33,766,043.14	20,077,890.09	29,931,308.01	0.00	83,775,241.24	21,442,236.31	20,115,573.52	28,657,006.48	0.00	70,214,816.31	15,402,806.26	0.00	13,560,424.93
Office Supplies Expenses	5020301000	5,461,801.36	1,247.00	5,463,048.36	873,158.90	112,507.45	156,175.25	0.00	1,141,841.60	761,355.75	103,500.20	196,442.15	0.00	1,061,298.10	4,321,206.76	0.00	80,543.50
ICT Office Supplies	5020301001	0.00	1,247.00	1,247.00	0.00	1,247.00	0.00	0.00	1,247.00	0.00	1,247.00	0.00	0.00	1,247.00	0.00	0.00	0.00
Office Supplies Expenses	5020301002	5,461,801.36	0.00	5,461,801.36	873,158.90	111,260.45	156,175.25	0.00	1,140,594.60	761,355.75	102,253.20	196,442.15	0.00	1,060,051.10	4,321,206.76	0.00	80,543.50
Animal/Zoological Supplies Expenses	5020304000	471,387.00	19,756,879.27	20,228,266.27	9,061,127.75	2,924,017.80	7,302,850.00	0.00	19,287,995.55	3,434,274.75	3,437,467.80	4,517,064.98	0.00	11,388,807.53	940,270.72	0.00	7,899,188.02
Animal/Zoological Supplies Expenses	5020304000	471,387.00	19,756,879.27	20,228,266.27	9,061,127.75	2,924,017.80	7,302,850.00	0.00	19,287,995.55	3,434,274.75	3,437,467.80	4,517,064.98	0.00	11,388,807.53	940,270.72	0.00	7,899,188.02
Medical, Dental and Laboratory Supplies Expenses	5020308000	1,986,583.93	1,000,000.00	2,986,583.93	1,519,340.00	413,054.50	847,679.75	0.00	2,780,074.25	785,000.00	792,760.00	1,021,904.50	0.00	2,599,664.50	206,509.68	0.00	180,409.75
Medical, Dental and Laboratory Supplies Expenses	5020308000	1,986,583.93	1,000,000.00	2,986,583.93	1,519,340.00	413,054.50	847,679.75	0.00	2,780,074.25	785,000.00	792,760.00	1,021,904.50	0.00	2,599,664.50	206,509.68	0.00	180,409.75
Fuel, Oil and Lubricants Expenses	5020309000	3,377,267.87	0.00	3,377,267.87	1,381,320.00	474,580.00	557,800.00	0.00	2,413,700.00	1,381,320.00	284,940.00	747,440.00	0.00	2,413,700.00	963,567.87	0.00	0.00
Fuel, Oil and Lubricants Expenses	5020309000	3,377,267.87	0.00	3,377,267.87	1,381,320.00	474,580.00	557,800.00	0.00	2,413,700.00	1,381,320.00	284,940.00	747,440.00	0.00	2,413,700.00	963,567.87	0.00	0.00
Agricultural and Marine Supplies Expenses	5020310000	1,520,200.00	0.00	1,520,200.00	55,000.00	0.00	0.00	0.00	55,000.00	55,000.00	0.00	0.00	0.00	55,000.00	1,465,200.00	0.00	0.00
Agricultural and Marine Supplies Expenses	5020310000	1,520,200.00	0.00	1,520,200.00	55,000.00	0.00	0.00	0.00	55,000.00	55,000.00	0.00	0.00	0.00	55,000.00	1,465,200.00	0.00	0.00
Semi-Expendable Machinery and Equipment Expenses	5020321000	1,898,952.00	514,937.80	2,413,889.80	254,395.00	496,384.00	289,836.80	0.00	1,040,615.80	0.00	247,746.00	636,603.80	0.00	884,349.80	1,373,274.00	0.00	156,266.00
Office Equipment	5020321002	0.00	403,280.00	403,280.00	79,100.00	285,210.00	2,288.00	0.00	366,598.00	0.00	130,548.00	197,080.00	0.00	327,628.00	36,682.00	0.00	38,970.00
Information and Communications Technology Equipment	5020321003	0.00	83,748.00	83,748.00	10,630.00	73,118.00	(1,838.00)	0.00	81,910.00	0.00	83,748.00	(1,838.00)	0.00	81,910.00	1,838.00	0.00	0.00

This report was generated using the Unified Reporting System on 31/10/2023 10:21 ; Status : SUBMITTED

**SUMMARY OF APPROVED BUDGET, UTILIZATIONS, DISBURSEMENTS AND BALANCES BY OBJECT OF EXPENDITURES**  
**(For Off-Budgetary Funds)**  
**As at the Quarter Ending September 30, 2023**

Department : Department of Agriculture (DA)  
 Agency/Entity : Philippine Carabao Center  
 Operating Unit : < not applicable >  
 Organization Code (UACS) : 05 010 000000  
 Fund Cluster : 06 - Business Related Funds  
 (e.g. UACS Fund Cluster: 05-Internally Generated Funds and 06-Business Related Funds)

Particulars	UACS CODE	Approved Budget			Utilizations					Disbursements					Balances			
		Approved Budgeted Revenue	Adjustments (Reductions, Modifications/ Augmentations)	Adjusted Budgeted Revenue	1st Quarter Ending March 31	2nd Quarter Ending June 30	3rd Quarter Ending September 30	4th Quarter Ending December	Total	1st Quarter Ending March 31	2nd Quarter Ending June 30	3rd Quarter Ending September 30	4th Quarter Ending December	Total	Unutilized Budget	Unpaid Obligations (10-15)=(17+18)		
																5=([3+(-)4])	6	7
<b>SUMMARY</b>																		
<b>A. AGENCY SPECIFIC BUDGET</b>																		
Other Machinery and Equipment	5020321099	1,898,952.00	27,909.80	1,926,861.80	164,665.00	138,056.00	289,386.80	0.00	592,107.80	0.00	33,450.00	441,361.80	0.00	474,811.80	1,334,754.00	0.00	117,296.00	
Semi-Expendable Furniture, Fixtures and Books Expenses	5020322000	380,117.64	1,100,000.00	1,480,117.64	178,365.00	979,986.00	(15,471.00)	0.00	1,142,880.00	0.00	120,825.00	988,368.50	0.00	1,109,193.50	337,237.64	0.00	33,686.50	
Furniture and Fixtures	5020322001	380,117.64	1,100,000.00	1,480,117.64	178,365.00	979,986.00	(15,471.00)	0.00	1,142,880.00	0.00	120,825.00	988,368.50	0.00	1,109,193.50	337,237.64	0.00	33,686.50	
Other Supplies and Materials Expenses	5020399000	6,249,560.39	55,459,113.24	61,708,673.63	20,443,336.49	14,677,360.34	20,792,437.21	0.00	55,913,134.04	15,025,285.81	15,128,334.52	20,549,182.55	0.00	50,702,802.88	5,795,539.59	0.00	5,210,331.16	
Other Supplies and Materials Expenses	5020399000	6,249,560.39	55,459,113.24	61,708,673.63	20,443,336.49	14,677,360.34	20,792,437.21	0.00	55,913,134.04	15,025,285.81	15,128,334.52	20,549,182.55	0.00	50,702,802.88	5,795,539.59	0.00	5,210,331.16	
Utility Expenses	5020400000	3,865,699.15	3,388,260.89	7,253,960.04	2,394,000.00	115,000.00	1,335,000.00	0.00	3,844,000.00	2,394,000.00	100,000.00	1,350,000.00	0.00	5,795,539.59	5,795,539.59	0.00	5,210,331.16	
Water Expenses	5020401000	3,164,800.00	0.00	3,164,800.00	77,000.00	3,000.00	3,000.00	0.00	83,000.00	77,000.00	0.00	6,000.00	0.00	3,844,000.00	3,409,960.04	0.00	0.00	
Water Expenses	5020401000	3,164,800.00	0.00	3,164,800.00	77,000.00	3,000.00	3,000.00	0.00	83,000.00	77,000.00	0.00	6,000.00	0.00	3,844,000.00	3,409,960.04	0.00	0.00	
Electricity Expenses	5020402000	700,899.15	3,388,260.89	4,089,160.04	2,317,000.00	112,000.00	1,332,000.00	0.00	3,761,000.00	2,317,000.00	100,000.00	1,344,000.00	0.00	3,761,000.00	3,081,800.00	0.00	0.00	
Electricity Expenses	5020402000	700,899.15	3,388,260.89	4,089,160.04	2,317,000.00	112,000.00	1,332,000.00	0.00	3,761,000.00	2,317,000.00	100,000.00	1,344,000.00	0.00	3,761,000.00	3,081,800.00	0.00	0.00	
Communication Expenses	5020500000	5,045,180.59	620.00	5,045,800.59	580,545.00	168,350.00	75,880.00	0.00	834,775.00	590,545.00	150,350.00	93,880.00	0.00	834,775.00	4,211,025.59	0.00	0.00	
Postage and Courier Services	5020501000	43,100.00	0.00	43,100.00	9,195.00	3,000.00	3,000.00	0.00	15,195.00	9,195.00	0.00	6,000.00	0.00	15,195.00	27,905.00	0.00	0.00	
Postage and Courier Services	5020501000	43,100.00	0.00	43,100.00	9,195.00	3,000.00	3,000.00	0.00	15,195.00	9,195.00	0.00	6,000.00	0.00	15,195.00	27,905.00	0.00	0.00	
Telephone Expenses	5020502000	2,424,028.38	0.00	2,424,028.38	559,350.00	165,350.00	51,280.00	0.00	775,980.00	559,350.00	150,350.00	66,280.00	0.00	775,980.00	1,648,048.38	0.00	0.00	
Mobile	5020502001	1,264,159.00	0.00	1,264,159.00	547,350.00	65,350.00	39,280.00	0.00	651,980.00	547,350.00	50,350.00	54,280.00	0.00	651,980.00	612,179.00	0.00	0.00	
Landline	5020502002	1,159,869.38	0.00	1,159,869.38	12,000.00	100,000.00	12,000.00	0.00	124,000.00	12,000.00	100,000.00	12,000.00	0.00	124,000.00	1,035,869.38	0.00	0.00	
Internet Subscription Expenses	5020503000	1,992,712.21	0.00	1,992,712.21	22,000.00	0.00	12,000.00	0.00	34,000.00	22,000.00	0.00	12,000.00	0.00	34,000.00	1,958,712.21	0.00	0.00	
Internet Subscription Expenses	5020503000	1,992,712.21	0.00	1,992,712.21	22,000.00	0.00	12,000.00	0.00	34,000.00	22,000.00	0.00	12,000.00	0.00	34,000.00	1,958,712.21	0.00	0.00	
Cable, Satellite, Telegraph and Radio Expenses	5020504000	585,340.00	620.00	585,960.00	0.00	0.00	9,600.00	0.00	9,600.00	0.00	0.00	9,600.00	0.00	9,600.00	576,360.00	0.00	0.00	
Cable, Satellite, Telegraph and Radio Expenses	5020504000	585,340.00	620.00	585,960.00	0.00	0.00	9,600.00	0.00	9,600.00	0.00	0.00	9,600.00	0.00	9,600.00	576,360.00	0.00	0.00	
Awards/Rewards and Prizes	5020600000	1,680,000.00	0.00	1,680,000.00	0.00	0.00	0.00	0.00	0.00	0.00	0.00	0.00	0.00	0.00	1,680,000.00	0.00	0.00	
Awards/Rewards Expenses	5020601000	1,680,000.00	0.00	1,680,000.00	0.00	0.00	0.00	0.00	0.00	0.00	0.00	0.00	0.00	0.00	1,680,000.00	0.00	0.00	
Awards/Rewards Expenses	5020601001	1,630,000.00	0.00	1,630,000.00	0.00	0.00	0.00	0.00	0.00	0.00	0.00	0.00	0.00	0.00	1,630,000.00	0.00	0.00	
Rewards and Incentives	5020601002	50,000.00	0.00	50,000.00	0.00	0.00	0.00	0.00	0.00	0.00	0.00	0.00	0.00	0.00	50,000.00	0.00	0.00	
Professional Services	5021100000	642,978.54	11,555,380.56	12,198,359.10	2,492,431.83	1,814,949.41	3,727,680.97	0.00	8,035,062.21	1,707,625.90	1,706,779.14	3,251,990.90	0.00	6,666,395.94	4,163,296.89	0.00	1,368,666.27	
Legal Services	5021101000	60,156.50	0.00	60,156.50	0.00	0.00	0.00	0.00	0.00	0.00	0.00	0.00	0.00	0.00	60,156.50	0.00	0.00	
Legal Services	5021101000	60,156.50	0.00	60,156.50	0.00	0.00	0.00	0.00	0.00	0.00	0.00	0.00	0.00	0.00	60,156.50	0.00	0.00	
Consultancy Services	5021103000	500,000.00	0.00	500,000.00	0.00	0.00	0.00	0.00	0.00	0.00	0.00	0.00	0.00	0.00	500,000.00	0.00	0.00	
Consultancy Services	5021103002	500,000.00	0.00	500,000.00	0.00	0.00	0.00	0.00	0.00	0.00	0.00	0.00	0.00	0.00	500,000.00	0.00	0.00	
Other Professional Services	5021199000	82,822.04	11,555,380.56	11,638,202.60	2,492,431.83	1,814,949.41	3,727,680.97	0.00	8,035,062.21	1,707,625.90	1,706,779.14	3,251,990.90	0.00	6,666,395.94	500,000.00	0.00	0.00	
Other Professional Services	5021199000	82,822.04	11,555,380.56	11,638,202.60	2,492,431.83	1,814,949.41	3,727,680.97	0.00	8,035,062.21	1,707,625.90	1,706,779.14	3,251,990.90	0.00	6,666,395.94	3,603,140.39	0.00	1,368,666.27	
General Services	5021200000	3,295,380.33	1,231,833.92	4,527,214.25	2,081,720.89	396,932.00	111,122.00	0.00	2,589,774.89	1,306,316.80	324,269.08	620,612.27	0.00	2,251,198.15	1,937,439.36	0.00	338,576.74	

This report was generated using the Unified Reporting System on 31/10/2023 10:21 ; Status : SUBMITTED

**SUMMARY OF APPROVED BUDGET, UTILIZATIONS, DISBURSEMENTS AND BALANCES BY OBJECT OF EXPENDITURES**  
**(For Off-Budgetary Funds)**  
**As at the Quarter Ending September 30, 2023**

Department : Department of Agriculture (DA)  
 Agency/Entity : Philippine Carabao Center  
 Operating Unit : < not applicable >  
 Organization Code (UACS) : 05 010 000000  
 Fund Cluster : 06 - Business Related Funds  
 (e.g. UACS Fund Cluster: 05-Internally Generated Funds and 06-Business Related Funds)

Particulars	UACS CODE	Approved Budget			Utilizations					Disbursements					Balances		
		Approved Budgeted Revenue	Adjustments (Reductions, Modifications/ Augmentations)	Adjusted Budgeted Revenue	1st Quarter Ending March 31	2nd Quarter Ending June 30	3rd Quarter Ending September 30	4th Quarter Ending Decemb	Total	1st Quarter Ending March 31	2nd Quarter Ending June 30	3rd Quarter Ending September 30	4th Quarter Ending December	Total	Unutilized Budget	Unpaid Obligations (10-15)=(17+18)	
																5=[3+(-)4]	6
1	2	3	4	5	6	7	8	9	10	11	12	13	14	15	16	17	18
<b>SUMMARY</b>																	
<b>A. AGENCY SPECIFIC BUDGET</b>																	
Janitorial Services	5021202000	78,022.08	231,833.92	309,856.00	100,832.00	103,592.00	105,432.00	0.00	309,856.00	99,166.80	98,619.40	109,498.40	0.00	307,284.60	0.00	0.00	2,571.40
Janitorial Services	5021202000	78,022.08	231,833.92	309,856.00	100,832.00	103,592.00	105,432.00	0.00	309,856.00	99,166.80	98,619.40	109,498.40	0.00	307,284.60	0.00	0.00	2,571.40
Security Services	5021203000	750,000.00	0.00	750,000.00	409,238.89	0.00	0.00	0.00	409,238.89	0.00	102,309.68	40,923.87	0.00	143,233.55	340,761.11	0.00	266,005.34
Security Services	5021203000	750,000.00	0.00	750,000.00	409,238.89	0.00	0.00	0.00	409,238.89	0.00	102,309.68	40,923.87	0.00	143,233.55	340,761.11	0.00	266,005.34
Other General Services	5021299000	2,467,358.25	1,000,000.00	3,467,358.25	1,571,650.00	293,340.00	5,690.00	0.00	1,870,680.00	1,207,150.00	123,340.00	470,190.00	0.00	1,800,680.00	1,586,678.25	0.00	70,000.00
Other General Services	5021299099	2,467,358.25	1,000,000.00	3,467,358.25	1,571,650.00	293,340.00	5,690.00	0.00	1,870,680.00	1,207,150.00	123,340.00	470,190.00	0.00	1,800,680.00	1,586,678.25	0.00	70,000.00
Repairs and Maintenance	5021300000	8,813,915.43	6,798,243.19	15,612,158.62	7,217,564.54	1,030,855.06	3,482,366.98	0.00	11,730,786.58	2,620,075.88	2,537,679.91	4,120,607.45	0.00	9,278,363.24	3,881,372.04	0.00	2,452,423.34
Repairs and Maintenance - Land Improvements	5021302000	500,000.00	0.00	500,000.00	0.00	0.00	0.00	0.00	500,000.00	0.00	0.00	0.00	0.00	0.00	500,000.00	0.00	0.00
Other Land Improvements	5021302099	500,000.00	0.00	500,000.00	0.00	0.00	0.00	0.00	500,000.00	0.00	0.00	0.00	0.00	0.00	500,000.00	0.00	0.00
Repairs and Maintenance - Buildings and Other Structures	5021304000	3,516,827.55	4,848,697.48	8,365,525.03	5,375,000.86	352,894.40	1,620,046.98	0.00	7,347,942.24	777,512.20	2,090,231.25	2,665,875.45	0.00	5,533,618.90	1,017,582.79	0.00	1,814,323.34
Buildings	5021304001	1,196,823.34	6,372,807.29	7,569,630.63	4,932,000.86	0.00	2,350,941.38	0.00	7,282,942.24	712,512.20	1,712,231.25	3,043,875.45	0.00	5,468,618.90	286,688.39	0.00	1,814,323.34
Other Structures	5021304099	2,320,004.21	(1,524,109.81)	795,894.40	443,000.00	352,894.40	(730,894.40)	0.00	65,000.00	65,000.00	378,000.00	(378,000.00)	0.00	65,000.00	730,894.40	0.00	0.00
Repairs and Maintenance - Machinery and Equipment	5021305000	2,913,211.81	1,559,723.44	4,472,935.25	869,634.00	495,492.00	1,776,220.00	0.00	3,141,346.00	869,634.00	264,980.00	1,394,732.00	0.00	2,529,346.00	1,331,589.25	0.00	612,000.00
Office Equipment	5021305002	277,100.00	0.00	277,100.00	24,634.00	22,200.00	(4,500.00)	0.00	42,334.00	24,634.00	22,200.00	(4,500.00)	0.00	42,334.00	234,766.00	0.00	0.00
Information and Communication Technology Equipment	5021305003	185,000.00	0.00	185,000.00	24,000.00	9,000.00	0.00	0.00	33,000.00	24,000.00	9,000.00	0.00	0.00	33,000.00	152,000.00	0.00	0.00
Technical and Scientific Equipment	5021305014	1,045,620.25	0.00	1,045,620.25	36,000.00	0.00	64,797.00	0.00	100,797.00	36,000.00	0.00	64,797.00	0.00	100,797.00	944,823.25	0.00	0.00
Other Machinery and Equipment	5021305099	1,405,491.56	1,559,723.44	2,965,215.00	785,000.00	464,292.00	1,715,923.00	0.00	2,965,215.00	785,000.00	233,780.00	1,334,435.00	0.00	2,353,215.00	0.00	0.00	612,000.00
Repairs and Maintenance - Transportation Equipment	5021306000	351,676.07	240,323.93	592,000.00	466,000.00	126,000.00	0.00	0.00	592,000.00	466,000.00	126,000.00	0.00	0.00	592,000.00	0.00	0.00	0.00
Motor Vehicles	5021306001	351,676.07	240,323.93	592,000.00	466,000.00	126,000.00	0.00	0.00	592,000.00	466,000.00	126,000.00	0.00	0.00	592,000.00	0.00	0.00	0.00
Repairs and Maintenance - Furniture and Fixtures	5021307000	1,532,200.00	(500,000.00)	1,032,200.00	0.00	0.00	0.00	0.00	0.00	0.00	0.00	0.00	0.00	0.00	1,032,200.00	0.00	0.00
Repairs and Maintenance - Furniture and Fixtures	5021307000	1,532,200.00	(500,000.00)	1,032,200.00	0.00	0.00	0.00	0.00	0.00	0.00	0.00	0.00	0.00	0.00	1,032,200.00	0.00	0.00
Repairs and Maintenance - Other Property, Plant and Equipment	5021399000	0.00	649,498.34	649,498.34	506,929.68	56,468.66	86,100.00	0.00	649,498.34	506,929.68	56,468.66	60,000.00	0.00	623,988.34	0.00	0.00	26,100.00
Other Property, Plant and Equipment	5021399099	0.00	649,498.34	649,498.34	506,929.68	56,468.66	86,100.00	0.00	649,498.34	506,929.68	56,468.66	60,000.00	0.00	623,988.34	0.00	0.00	26,100.00
Taxes, Insurance Premiums and Other Fees	5021500000	3,870,102.80	500.00	3,870,602.80	2,182,387.87	0.00	49,262.67	0.00	2,231,650.54	2,182,387.87	0.00	49,262.67	0.00	2,231,650.54	1,638,952.26	0.00	0.00
Taxes, Duties and Licenses	5021501000	674,795.83	500.00	675,295.83	197,707.99	0.00	6,630.00	0.00	204,337.99	197,707.99	0.00	6,630.00	0.00	204,337.99	470,957.84	0.00	0.00
Taxes, Duties and Licenses	5021501001	674,795.83	500.00	675,295.83	197,707.99	0.00	6,630.00	0.00	204,337.99	197,707.99	0.00	6,630.00	0.00	204,337.99	470,957.84	0.00	0.00
Fidelity Bond Premiums	5021502000	50,000.00	0.00	50,000.00	0.00	0.00	0.00	0.00	0.00	0.00	0.00	0.00	0.00	0.00	50,000.00	0.00	0.00
Fidelity Bond Premiums	5021502000	50,000.00	0.00	50,000.00	0.00	0.00	0.00	0.00	0.00	0.00	0.00	0.00	0.00	0.00	50,000.00	0.00	0.00
Insurance Expenses	5021503000	3,145,306.97	0.00	3,145,306.97	1,984,679.88	0.00	42,632.67	0.00	2,027,312.55	1,984,679.88	0.00	42,632.67	0.00	2,027,312.55	1,117,994.42	0.00	0.00
Insurance Expenses	5021503000	3,145,306.97	0.00	3,145,306.97	1,984,679.88	0.00	42,632.67	0.00	2,027,312.55	1,984,679.88	0.00	42,632.67	0.00	2,027,312.55	1,117,994.42	0.00	0.00
Labor and Wages	5021800000	3,049,164.82	12,384,756.14	15,433,920.96	8,042,235.67	2,574,732.47	3,759,554.00	0.00	14,376,522.14	7,834,241.67	1,855,651.47	4,163,213.00	0.00	13,853,106.14	1,057,398.82	0.00	523,416.00
Labor and Wages	5021801000	3,049,164.82	12,384,756.14	15,433,920.96	8,042,235.67	2,574,732.47	3,759,554.00	0.00	14,376,522.14	7,834,241.67	1,855,651.47	4,163,213.00	0.00	13,853,106.14	1,057,398.82	0.00	523,416.00

This report was generated using the Unified Reporting System on 31/10/2023 10:21 ; Status : SUBMITTED

**SUMMARY OF APPROVED BUDGET, UTILIZATIONS, DISBURSEMENTS AND BALANCES BY OBJECT OF EXPENDITURES**  
**(For Off-Budgetary Funds)**  
**As at the Quarter Ending September 30, 2023**

Department : Department of Agriculture (DA)  
 Agency/Entity : Philippine Carabao Center  
 Operating Unit : < not applicable >  
 Organization Code (UACS) : 05 010 000000  
 Fund Cluster : 06 - Business Related Funds  
 (e.g. UACS Fund Cluster: 05-Internally Generated Funds and 06-Business Related Funds)


Particulars	UACS CODE	Approved Budget			Utilizations					Disbursements					Balances		
		Approved Budgeted Revenue	Adjustments (Reductions, Modifications/ Augmentations)	Adjusted Budgeted Revenue	1st Quarter Ending March 31	2nd Quarter Ending June 30	3rd Quarter Ending September 30	4th Quarter Ending Decemb	Total	1st Quarter Ending March 31	2nd Quarter Ending June 30	3rd Quarter Ending September 30	4th Quarter Ending December	Total	Unutilized Budget	Unpaid Obligations (10-15)=(17+18)	
																5=([3+(-)4])	6
<b>SUMMARY</b>																	
<b>A. AGENCY SPECIFIC BUDGET</b>																	
Labor and Wages	5021601000	3,049,164.82	12,384,756.14	15,433,920.96	8,042,235.67	2,574,732.47	3,759,554.00	0.00	14,376,522.14	7,834,241.67	1,855,651.47	4,163,213.00	0.00	13,853,106.14	1,057,398.82	0.00	523,416.00
Other Maintenance and Operating Expenses	5029900000	5,985,007.87	56,948.10	6,041,955.97	2,184,032.76	984,634.50	782,002.72	0.00	3,950,669.98	2,012,452.76	939,381.00	534,266.22	0.00	3,486,099.98	2,091,285.99	0.00	464,570.00
Advertising Expenses	5029901000	147,051.90	53,948.10	201,000.00	96,000.00	32,000.00	73,000.00	0.00	201,000.00	96,000.00	0.00	105,000.00	0.00	201,000.00	0.00	0.00	0.00
Advertising Expenses	5029901000	147,051.90	53,948.10	201,000.00	96,000.00	32,000.00	73,000.00	0.00	201,000.00	96,000.00	0.00	105,000.00	0.00	201,000.00	0.00	0.00	0.00
Printing and Publication Expenses	5029902000	330,000.00	0.00	330,000.00	6,000.00	0.00	0.00	0.00	6,000.00	6,000.00	0.00	0.00	0.00	6,000.00	324,000.00	0.00	0.00
Printing and Publication Expenses	5029902000	330,000.00	0.00	330,000.00	6,000.00	0.00	0.00	0.00	6,000.00	6,000.00	0.00	0.00	0.00	6,000.00	324,000.00	0.00	0.00
Transportation and Delivery Expenses	5029904000	574,377.15	0.00	574,377.15	290,000.00	30,000.00	53,600.00	0.00	373,600.00	290,000.00	10,000.00	73,600.00	0.00	373,600.00	200,777.15	0.00	0.00
Transportation and Delivery Expenses	5029904000	574,377.15	0.00	574,377.15	290,000.00	30,000.00	53,600.00	0.00	373,600.00	290,000.00	10,000.00	73,600.00	0.00	373,600.00	200,777.15	0.00	0.00
Rent/Lease Expenses	5029905000	756,240.00	0.00	756,240.00	0.00	0.00	0.00	0.00	0.00	0.00	0.00	0.00	0.00	0.00	756,240.00	0.00	0.00
Rents - Building and Structures	5029905001	197,600.00	0.00	197,600.00	0.00	0.00	0.00	0.00	0.00	0.00	0.00	0.00	0.00	0.00	197,600.00	0.00	0.00
Rents - Land	5029905002	440,000.00	0.00	440,000.00	0.00	0.00	0.00	0.00	0.00	0.00	0.00	0.00	0.00	0.00	440,000.00	0.00	0.00
Rents - Motor Vehicles	5029905003	68,640.00	0.00	68,640.00	0.00	0.00	0.00	0.00	0.00	0.00	0.00	0.00	0.00	0.00	68,640.00	0.00	0.00
Rents - Equipment	5029905004	50,000.00	0.00	50,000.00	0.00	0.00	0.00	0.00	0.00	0.00	0.00	0.00	0.00	0.00	50,000.00	0.00	0.00
Membership Dues and Contributions to Organizations	5029906000	100,000.00	0.00	100,000.00	0.00	0.00	0.00	0.00	0.00	0.00	0.00	0.00	0.00	0.00	100,000.00	0.00	0.00
Membership Dues and Contributions to Organizations	5029906000	100,000.00	0.00	100,000.00	0.00	0.00	0.00	0.00	0.00	0.00	0.00	0.00	0.00	0.00	100,000.00	0.00	0.00
Subscription Expenses	5029907000	279,925.00	0.00	279,925.00	0.00	0.00	0.00	0.00	0.00	0.00	0.00	0.00	0.00	0.00	279,925.00	0.00	0.00
ICT Software Subscription	5029907001	200,000.00	0.00	200,000.00	0.00	0.00	0.00	0.00	0.00	0.00	0.00	0.00	0.00	0.00	200,000.00	0.00	0.00
Other Subscription Expenses	5029907099	79,925.00	0.00	79,925.00	0.00	0.00	0.00	0.00	0.00	0.00	0.00	0.00	0.00	0.00	79,925.00	0.00	0.00
Bank Transaction Fee	5029922000	0.00	3,000.00	3,000.00	0.00	0.00	3,000.00	0.00	3,000.00	0.00	0.00	3,000.00	0.00	3,000.00	0.00	0.00	0.00
Bank Transaction Fee	5029922000	0.00	3,000.00	3,000.00	0.00	0.00	3,000.00	0.00	3,000.00	0.00	0.00	3,000.00	0.00	3,000.00	0.00	0.00	0.00
Other Maintenance and Operating Expenses	5029999000	3,797,413.82	0.00	3,797,413.82	1,792,032.76	922,634.50	652,402.72	0.00	3,367,069.98	1,620,452.76	929,381.00	352,666.22	0.00	2,902,499.98	430,343.84	0.00	464,570.00
Other Maintenance and Operating Expenses	5029999099	3,797,413.82	0.00	3,797,413.82	1,792,032.76	922,634.50	652,402.72	0.00	3,367,069.98	1,620,452.76	929,381.00	352,666.22	0.00	2,902,499.98	430,343.84	0.00	464,570.00
<b>Capital Outlays</b>		<b>59,345,606.06</b>	<b>(10,462,964.38)</b>	<b>48,882,641.68</b>	<b>5,409,300.34</b>	<b>1,102,254.86</b>	<b>2,475,248.58</b>	<b>0.00</b>	<b>8,986,803.78</b>	<b>3,283,000.00</b>	<b>2,313,915.67</b>	<b>2,471,991.63</b>	<b>0.00</b>	<b>8,068,907.30</b>	<b>39,895,637.90</b>	<b>0.00</b>	<b>917,896.48</b>
Property, Plant and Equipment Outlay	5060400000	44,957,461.04	(430,629.43)	44,526,831.61	5,226,300.34	752,254.86	1,687,248.58	0.00	7,665,803.78	3,250,000.00	1,813,915.67	1,683,991.63	0.00	6,747,907.30	36,861,027.83	0.00	917,896.48
Buildings and Other Structures	5060404000	10,303,981.13	(1,528,100.97)	8,775,880.16	758,885.93	(538.54)	986,290.88	0.00	1,744,638.27	0.00	701,800.16	422,941.63	0.00	1,124,741.79	7,031,241.89	0.00	619,896.48
Buildings	5060404001	0.00	422,941.63	422,941.63	0.00	0.00	422,941.63	0.00	422,941.63	0.00	0.00	422,941.63	0.00	422,941.63	0.00	0.00	0.00
Other Structures	5060404099	10,303,981.13	(1,951,042.60)	8,352,938.53	758,885.93	(538.54)	563,349.25	0.00	1,321,696.64	0.00	701,800.16	0.00	0.00	701,800.16	7,031,241.89	0.00	619,896.48
Machinery and Equipment Outlay	5060405000	27,411,314.41	1,097,471.54	28,508,785.95	4,467,414.41	752,793.40	700,957.70	0.00	5,921,165.51	3,250,000.00	1,112,115.51	1,261,050.00	0.00	5,623,165.51	22,587,620.44	0.00	298,000.00
Office Equipment	5060405002	3,217,607.39	0.00	3,217,607.39	359,322.11	0.00	53,050.00	0.00	412,372.11	0.00	359,322.11	53,050.00	0.00	412,372.11	2,805,235.28	0.00	0.00
Information and Communication Technology Equipment	5060405003	4,318,215.00	0.00	4,318,215.00	0.00	152,820.00	0.00	0.00	152,820.00	0.00	152,820.00	0.00	0.00	152,820.00	4,165,395.00	0.00	0.00
Technical and Scientific Equipment	5060405014	19,002,912.86	(3,027,796.71)	15,975,116.15	0.00	0.00	1,208,000.00	0.00	1,208,000.00	0.00	0.00	1,208,000.00	0.00	1,208,000.00	14,767,116.15	0.00	0.00
Other Machinery and Equipment	5060405099	872,579.16	4,125,268.25	4,997,847.41	4,108,092.30	599,973.40	(560,092.30)	0.00	4,147,973.40	3,250,000.00	599,973.40	0.00	0.00	3,849,973.40	849,874.01	0.00	298,000.00


This report was generated using the Unified Reporting System on 31/10/2023 10:21 : Status : SUBMITTED


**SUMMARY OF APPROVED BUDGET, UTILIZATIONS, DISBURSEMENTS AND BALANCES BY OBJECT OF EXPENDITURES**  
**(For Off-Budgetary Funds)**  
**As at the Quarter Ending September 30, 2023**


Department : Department of Agriculture (DA)  
 Agency/Entity : Philippine Carabao Center  
 Operating Unit : < not applicable >  
 Organization Code (UACS) : 05 010 000000  
 Fund Cluster : 06 - Business Related Funds  
 (e.g. UACS Fund Cluster: 05-Internally Generated Funds and 06-Business Related Funds)

Particulars	UACS CODE	Approved Budget			Utilizations					Disbursements					Balances		
		Approved Budgeted Revenue	Adjustments (Reductions, Modifications/ Augmentations)	Adjusted Budgeted Revenue	1st Quarter Ending March 31	2nd Quarter Ending June 30	3rd Quarter Ending September 30	4th Quarter Ending Decemb	Total	1st Quarter Ending March 31	2nd Quarter Ending June 30	3rd Quarter Ending September 30	4th Quarter Ending December	Total	Unutilized Budget	Unpaid Obligations (10-15)=(17+18)	
																5= [(3+(-)4)]	6
<b>SUMMARY</b>																	
<b>A. AGENCY SPECIFIC BUDGET</b>																	
Furniture, Fixtures and Books Outlay	5080407000	5,231,865.50	0.00	5,231,865.50	0.00	0.00	0.00	0.00	0.00	0.00	0.00	0.00	0.00	0.00	5,231,865.50	0.00	0.00
Furniture and Fixtures	5080407001	5,231,865.50	0.00	5,231,865.50	0.00	0.00	0.00	0.00	0.00	0.00	0.00	0.00	0.00	0.00	5,231,865.50	0.00	0.00
Other Property Plant and Equipment Outlay	5060409000	2,010,300.00	0.00	2,010,300.00	0.00	0.00	0.00	0.00	0.00	0.00	0.00	0.00	0.00	2,010,300.00	0.00	0.00	
Other Property, Plant and Equipment	5060409099	2,010,300.00	0.00	2,010,300.00	0.00	0.00	0.00	0.00	0.00	0.00	0.00	0.00	0.00	2,010,300.00	0.00	0.00	
Biological Assets Outlay	5060500000	14,388,145.02	(10,032,334.95)	4,355,810.07	183,000.00	350,000.00	788,000.00	0.00	1,321,000.00	33,000.00	500,000.00	788,000.00	0.00	1,321,000.00	3,034,810.07	0.00	0.00
Bearer Biological Assets Outlay	5060501000	14,388,145.02	(10,032,334.95)	4,355,810.07	183,000.00	350,000.00	788,000.00	0.00	1,321,000.00	33,000.00	500,000.00	788,000.00	0.00	1,321,000.00	3,034,810.07	0.00	0.00
Breeding Stocks	5060501001	14,388,145.02	(10,032,334.95)	4,355,810.07	183,000.00	350,000.00	788,000.00	0.00	1,321,000.00	33,000.00	500,000.00	788,000.00	0.00	1,321,000.00	3,034,810.07	0.00	0.00
<b>GRAND TOTAL</b>		<b>135,634,328.50</b>	<b>102,793,133.33</b>	<b>238,427,461.83</b>	<b>67,710,373.70</b>	<b>28,478,228.39</b>	<b>46,090,451.53</b>	<b>0.00</b>	<b>142,279,053.62</b>	<b>46,718,808.85</b>	<b>30,212,789.79</b>	<b>45,616,478.62</b>	<b>0.00</b>	<b>122,548,077.26</b>	<b>96,148,408.21</b>	<b>0.00</b>	<b>19,730,976.36</b>

Certified Correct:  
  
**AIMEE T. FULGENCIO**  
 Budget Officer  
 Date: October 26, 2023 03:43 PM

Certified Correct:  
  
**CHERRY PEARL C. RIVERA**  
 Accountant III  
 Date: October 26, 2023 03:43 PM

Recommending Approval By:  
  
**AIMEE T. FULGENCIO**  
 Chief, Admin and Finance Division  
 Date: October 27, 2023 01:41 PM

Approved By:  
  
**CARO B. SALCES**  
 OIC, Executive Director  
 Date: October 27, 2023 01:43 PM