


QUARTERLY REPORT OF REVENUE AND OTHER RECEIPTS
As at the Quarter Ending September 30, 2023


Department : Department of Agriculture (DA)
 Agency/Entity : Philippine Carabao Center
 Operating Unit : < not applicable >
 Organization Code (UACS) : 05 010 0000000
 Fund Cluster : 06 - Business Related Funds

Classification/Sources of Revenue and Other Receipts	UACS CODE	REVENUE TARGET (Annual) per BESF	Actual Revenue and Other Receipts Collections					Cumulative Remittance/Deposits to Date			Variance		Remarks
			1st Quarter Ending March 31	2nd Quarter Ending June 30	3rd Quarter Ending September 30	4th Quarter Ending December 31	Total	Remittance to BTr	Deposited with AGDB	Total	Amount	%	
1	2	3	4	5	6	7	8=(4+5+6+7)	9	10	11=(9+10)	12=(8-3)	13=(12/3)	14
Business Related Funds		146,391,000.00	35,391,306.19	47,882,854.76	31,569,720.74	0.00	114,843,881.69	0.00	114,843,881.69	114,843,881.69	(31,547,118.31)	-22 %	
Revenue Collections		146,391,000.00	35,374,233.77	47,824,292.54	31,491,413.24	0.00	114,689,939.55	0.00	114,689,939.55	114,689,939.55	(31,701,060.45)	-22 %	
Cash Revenue		146,391,000.00	35,358,958.51	47,811,504.47	31,378,351.23	0.00	114,548,814.21	0.00	114,548,814.21	114,548,814.21	(31,842,185.79)	-22 %	
Non-Tax		146,391,000.00	35,358,958.51	47,811,504.47	31,378,351.23	0.00	114,548,814.21	0.00	114,548,814.21	114,548,814.21	(31,842,185.79)	-22 %	
Income from Hostels/Dormitories and other Like facilities	4020213000	1,478,000.00	65,778.00	588,428.00	529,083.00	0.00	1,183,289.00	0.00	1,183,289.00	1,183,289.00	(294,711.00)	-20 %	
Other Business Income	4020299099	144,913,000.00	35,293,180.51	47,223,076.47	30,849,268.23	0.00	113,365,525.21	0.00	113,365,525.21	113,365,525.21	(31,547,474.79)	-22 %	
Non-Cash Revenue		0.00	15,275.26	12,788.07	113,062.01	0.00	141,125.34	0.00	141,125.34	141,125.34	141,125.34	0 %	
Collections effected through outright deductions from claims		0.00	15,275.26	12,788.07	113,062.01	0.00	141,125.34	0.00	141,125.34	141,125.34	141,125.34	0 %	
Miscellaneous Income	4060999000	0.00	15,275.26	12,788.07	113,062.01	0.00	141,125.34	0.00	141,125.34	141,125.34	141,125.34	0 %	
Non-Revenue Collections/Other Receipts		0.00	17,072.42	58,562.22	78,307.50	0.00	153,942.14	0.00	153,942.14	153,942.14	153,942.14	0 %	
Cash Receipts		0.00	17,072.42	58,562.22	78,307.50	0.00	153,942.14	0.00	153,942.14	153,942.14	153,942.14	0 %	
Non-Tax		0.00	17,072.42	58,562.22	78,307.50	0.00	153,942.14	0.00	153,942.14	153,942.14	153,942.14	0 %	
Interest on NG Deposits	4020221001	0.00	0.00	6,185.68	2,100.00	0.00	8,285.68	0.00	8,285.68	8,285.68	8,285.68	0 %	
Miscellaneous Income	4060999000	0.00	17,072.42	52,376.54	76,207.50	0.00	145,656.46	0.00	145,656.46	145,656.46	145,656.46	0 %	
GRAND TOTAL		146,391,000.00	35,391,306.19	47,882,854.76	31,569,720.74	0.00	114,843,881.69	0.00	114,843,881.69	114,843,881.69	(31,547,118.31)	-22 %	


Certified Correct:


AIMEE T. FULGENCIO
 Budget Officer
 Date: October 27, 2023 03:45 PM

Certified Correct:


CHERRY PEARL C. RIVERA
 Accountant III
 Date: October 27, 2023 03:45 PM

Recommending Approval By:


AIMEE T. FULGENCIO
 OIC, Admin and Finance Division
 Date: October 27, 2023 03:47 PM

Approved By:


CARO B. SALCES
 OIC, Executive Director
 Date: October 27, 2023 03:52 PM