




**QUARTERLY REPORT OF REVENUE AND OTHER RECEIPTS**  
**As at the Quarter Ending September 30, 2023**


Department : Department of Agriculture (DA)  
 Agency/Entity : Philippine Carabao Center  
 Operating Unit : < not applicable >  
 Organization Code (UACS) : 05 010 000000  
 Fund Cluster : 01 - Regular Agency Fund

Classification/Sources of Revenue and Other Receipts	UACS CODE	REVENUE TARGET (Annual) per BESF	Actual Revenue and Other Receipts Collections					Cumulative Remittance/Deposits to Date			Variance		Remarks
			1st Quarter Ending March 31	2nd Quarter Ending June 30	3rd Quarter Ending September 30	4th Quarter Ending December 31	Total	Remittance to BTr	Deposited with AGDB	Total	Amount	%	
1	2	3	4	5	6	7	8=(4+5+6+7)	9	10	11=(9+10)	12=(8-3)	13=(12/3)	14
<b>Regular Agency Fund</b>		<b>1,629,000.00</b>	<b>492,219.09</b>	<b>2,155,404.27</b>	<b>822,920.10</b>	<b>0.00</b>	<b>3,470,543.46</b>	<b>2,348,072.54</b>	<b>1,122,470.92</b>	<b>3,470,543.46</b>	<b>1,841,543.46</b>	<b>113 %</b>	
Revenue Collections		1,629,000.00	471,033.19	2,074,023.94	736,048.70	0.00	3,281,105.83	2,270,392.71	1,010,713.12	3,281,105.83	1,652,105.83	101 %	
Cash Revenue		1,629,000.00	400,163.00	596,543.00	465,537.00	0.00	1,462,243.00	614,053.27	848,189.73	1,462,243.00	(166,757.00)	-10 %	
Non-Tax		1,629,000.00	400,163.00	596,543.00	465,537.00	0.00	1,462,243.00	614,053.27	848,189.73	1,462,243.00	(166,757.00)	-10 %	
Miscellaneous Income	4060999000	1,629,000.00	400,163.00	596,543.00	465,537.00	0.00	1,462,243.00	614,053.27	848,189.73	1,462,243.00	(166,757.00)	-10 %	
Non-Cash Revenue		0.00	70,870.19	1,477,480.94	270,511.70	0.00	1,818,862.83	1,656,339.44	162,523.39	1,818,862.83	1,818,862.83	0 %	
Collections effected through outright deductions from claims		0.00	70,870.19	1,477,480.94	270,511.70	0.00	1,818,862.83	1,656,339.44	162,523.39	1,818,862.83	1,818,862.83	0 %	
Miscellaneous Income	4060999000	0.00	70,870.19	1,477,480.94	270,511.70	0.00	1,818,862.83	1,656,339.44	162,523.39	1,818,862.83	1,818,862.83	0 %	
Non-Revenue Collections/Other Receipts		0.00	21,185.90	81,380.33	86,871.40	0.00	189,437.63	77,679.83	111,757.80	189,437.63	189,437.63	0 %	
Cash Receipts		0.00	21,185.90	81,380.33	86,871.40	0.00	189,437.63	77,679.83	111,757.80	189,437.63	189,437.63	0 %	
Non-Tax		0.00	0.00	328.09	176.15	0.00	504.24	0.00	504.24	504.24	504.24	0 %	
Interest on NG Deposits	4020221001	0.00	0.00	328.09	176.15	0.00	504.24	0.00	504.24	504.24	504.24	0 %	
Others		0.00	21,185.90	81,052.24	86,695.25	0.00	188,933.39	77,679.83	111,253.56	188,933.39	188,933.39	0 %	
Advances for Operation Expenses	1990101000	0.00	3,230.00	0.00	0.00	0.00	3,230.00	3,230.00	0.00	3,230.00	3,230.00	0 %	
Advances for Special Disbursing Officer	1990103000	0.00	17,955.90	13,028.68	43,465.25	0.00	74,449.83	74,449.83	0.00	74,449.83	74,449.83	0 %	
Advances to Officers and Employees	1990104000	0.00	0.00	68,023.56	43,230.00	0.00	111,253.56	0.00	111,253.56	111,253.56	111,253.56	0 %	
<b>GRAND TOTAL</b>		<b>1,629,000.00</b>	<b>492,219.09</b>	<b>2,155,404.27</b>	<b>822,920.10</b>	<b>0.00</b>	<b>3,470,543.46</b>	<b>2,348,072.54</b>	<b>1,122,470.92</b>	<b>3,470,543.46</b>	<b>1,841,543.46</b>	<b>113 %</b>	

Certified Correct:  
  
**AIMEE T. FULGENCIO**  
 Budget Officer  
 Date: October 27, 2023 03:45 PM

Certified Correct:  
  
**CHERRY PEARL C. RIVERA**  
 Accountant III  
 Date: October 27, 2023 03:45 PM

Recommending Approval By:  
  
**AIMEE T. FULGENCIO**  
 OIC, Admin and Finance Division  
 Date: October 27, 2023 03:47 PM

Approved By:  
  
**CARO B. SALCES**  
 OIC, Executive Director  
 Date: October 27, 2023 03:52 PM