



MONTHLY REPORT OF DISBURSEMENTS
For the month of October 2023


Department: Department of Agriculture (DA)
Agency/Entity: Philippine Carabao Center
Operating Unit: - not applicable -
Organization Code (UACS): 05 010 000000
Fund Cluster: 02 - Foreign Assisted Projects Fund

Particulars	Current Year Budget				Prior Year's Budget										Trust Liabilities				Grand Total				Remarks					
	PS	MOOE	FinEx	CO	TOTAL	Prior Year's Accounts Payable				Current Year's Accounts Payable				SUB-TOTAL	Trust Liabilities			TOTAL	PS	MOOE	FinEx	CO		TOTAL				
						PS	MOOE	FinEx	CO	Sub-Total	PS	MOOE	FinEx		CO	Sub-Total	PS								MOOE	CO		
1	2	3	4	5	6=(2+3+4+5)	7	8	9	10	11=(7+8+9+10)	12	13	14	15	16=(12+13+14+15)	17=(11+16)	18=(17)	19	20	21	22=(19+20+21)	23	24	25	26	27=(23+24+25+26)	28	
CASH DISBURSEMENTS	0.00	17,122,813.40	0.00	0.00	17,122,813.40	0.00	460,162.50	0.00	13,903,155.00	14,363,317.50	0.00	0.00	0.00	0.00	0.00	14,363,317.50	31,486,130.90	0.00	0.00	0.00	0.00	0.00	17,582,975.90	0.00	13,903,155.00	31,486,130.90	0.00	
Notice of Cash Allocation (NCA)	0.00	17,122,813.40	0.00	0.00	17,122,813.40	0.00	460,162.50	0.00	13,903,155.00	14,363,317.50	0.00	0.00	0.00	0.00	0.00	14,363,317.50	31,486,130.90	0.00	0.00	0.00	0.00	0.00	17,582,975.90	0.00	13,903,155.00	31,486,130.90	0.00	
MDS Checks Issued	0.00	1,593.00	0.00	0.00	1,593.00	0.00	0.00	0.00	0.00	0.00	0.00	0.00	0.00	0.00	0.00	0.00	1,593.00	0.00	0.00	0.00	0.00	0.00	1,593.00	0.00	0.00	1,593.00	0.00	
Advison to Debit Account	0.00	17,121,220.40	0.00	0.00	17,121,220.40	0.00	460,162.50	0.00	13,903,155.00	14,363,317.50	0.00	0.00	0.00	0.00	0.00	14,363,317.50	31,484,537.90	0.00	0.00	0.00	0.00	0.00	17,581,382.90	0.00	13,903,155.00	31,484,537.90	0.00	
Notice of Transfer Allocations (NTA)	0.00	0.00	0.00	0.00	0.00	0.00	0.00	0.00	0.00	0.00	0.00	0.00	0.00	0.00	0.00	0.00	0.00	0.00	0.00	0.00	0.00	0.00	0.00	0.00	0.00	0.00	0.00	
MDS Checks Issued	0.00	0.00	0.00	0.00	0.00	0.00	0.00	0.00	0.00	0.00	0.00	0.00	0.00	0.00	0.00	0.00	0.00	0.00	0.00	0.00	0.00	0.00	0.00	0.00	0.00	0.00	0.00	0.00
Advison to Debit Account	0.00	0.00	0.00	0.00	0.00	0.00	0.00	0.00	0.00	0.00	0.00	0.00	0.00	0.00	0.00	0.00	0.00	0.00	0.00	0.00	0.00	0.00	0.00	0.00	0.00	0.00	0.00	0.00
Working Fund for FAPs	0.00	0.00	0.00	0.00	0.00	0.00	0.00	0.00	0.00	0.00	0.00	0.00	0.00	0.00	0.00	0.00	0.00	0.00	0.00	0.00	0.00	0.00	0.00	0.00	0.00	0.00	0.00	0.00
Cash Disbursement Ceiling (CDC)	0.00	0.00	0.00	0.00	0.00	0.00	0.00	0.00	0.00	0.00	0.00	0.00	0.00	0.00	0.00	0.00	0.00	0.00	0.00	0.00	0.00	0.00	0.00	0.00	0.00	0.00	0.00	0.00
TOTAL CASH DISBURSEMENTS	0.00	17,122,813.40	0.00	0.00	17,122,813.40	0.00	460,162.50	0.00	13,903,155.00	14,363,317.50	0.00	0.00	0.00	0.00	0.00	14,363,317.50	31,486,130.90	0.00	0.00	0.00	0.00	0.00	17,582,975.90	0.00	13,903,155.00	31,486,130.90	0.00	
NON-CASH DISBURSEMENTS	0.00	4,415.26	0.00	0.00	4,415.26	0.00	55,416.63	0.00	939,846.43	995,263.06	0.00	0.00	0.00	0.00	0.00	995,263.06	999,678.32	0.00	0.00	0.00	0.00	0.00	59,831.89	0.00	939,846.43	999,678.32	0.00	
Tax Remittance Advice Issued (TRA)	0.00	415.08	0.00	0.00	415.08	0.00	415.08	0.00	939,846.43	995,263.06	0.00	0.00	0.00	0.00	0.00	995,263.06	999,678.32	0.00	0.00	0.00	0.00	0.00	59,831.89	0.00	939,846.43	999,678.32	0.00	
Non-Cash Availment Authority (NCAA)	0.00	0.00	0.00	0.00	0.00	0.00	0.00	0.00	0.00	0.00	0.00	0.00	0.00	0.00	0.00	0.00	0.00	0.00	0.00	0.00	0.00	0.00	0.00	0.00	0.00	0.00	0.00	0.00
Disbursements effected through outright deductions from claims (please specify...)	0.00	4,000.18	0.00	0.00	4,000.18	0.00	0.00	0.00	0.00	0.00	0.00	0.00	0.00	0.00	0.00	4,000.18	0.00	0.00	0.00	0.00	0.00	0.00	4,000.18	0.00	0.00	0.00	4,000.18	0.00
Overpayment of expenses (e.g. personnel benefits)	0.00	0.00	0.00	0.00	0.00	0.00	0.00	0.00	0.00	0.00	0.00	0.00	0.00	0.00	0.00	0.00	0.00	0.00	0.00	0.00	0.00	0.00	0.00	0.00	0.00	0.00	0.00	0.00
Restitution for loss of government property	0.00	0.00	0.00	0.00	0.00	0.00	0.00	0.00	0.00	0.00	0.00	0.00	0.00	0.00	0.00	0.00	0.00	0.00	0.00	0.00	0.00	0.00	0.00	0.00	0.00	0.00	0.00	0.00
Liquidated damages and similar claims	0.00	4,000.18	0.00	0.00	4,000.18	0.00	0.00	0.00	0.00	0.00	0.00	0.00	0.00	0.00	0.00	4,000.18	0.00	0.00	0.00	0.00	0.00	0.00	4,000.18	0.00	0.00	0.00	4,000.18	0.00
Others (e.g. TEF, BTR, Documentary Stamp Tax, etc.)	0.00	0.00	0.00	0.00	0.00	0.00	0.00	0.00	0.00	0.00	0.00	0.00	0.00	0.00	0.00	0.00	0.00	0.00	0.00	0.00	0.00	0.00	0.00	0.00	0.00	0.00	0.00	0.00
TOTAL NON-CASH DISBURSEMENTS	0.00	4,415.26	0.00	0.00	4,415.26	0.00	55,416.63	0.00	939,846.43	995,263.06	0.00	0.00	0.00	0.00	0.00	995,263.06	999,678.32	0.00	0.00	0.00	0.00	0.00	59,831.89	0.00	939,846.43	999,678.32	0.00	
GRAND TOTAL	0.00	17,127,228.66	0.00	0.00	17,127,228.66	0.00	515,579.13	0.00	14,843,001.43	15,358,580.56	0.00	0.00	0.00	0.00	0.00	15,358,580.56	32,485,809.22	0.00	0.00	0.00	0.00	0.00	17,642,807.79	0.00	14,843,001.43	32,485,809.22	0.00	

Particulars	Previous Report		This Month		As at Date	
	(1)	(2)	(3)	(4)	(5)	(6)
Total Disbursement Authorities Received		133,666,191.31	24,189,678.14	157,855,869.45		
NCA		128,365,808.00	23,194,000.00	151,559,808.00		
NTA		0.00	0.00	0.00		
Working Fund		0.00	0.00	0.00		
TRA		5,300,383.31	995,678.14	6,296,061.45		
CDC		0.00	0.00	0.00		
NCAA		0.00	0.00	0.00		
Less: Notice of Transfer of Allocations (NTA) issued		0.00	0.00	0.00		
Total Disbursement Authorities Available		133,666,191.31	24,189,678.14	157,855,869.45		
Less:		0.00	0.00	0.00		
Lapsed NCA		166,098.22	0.00	166,098.22		
Disbursements		121,942,422.86	32,485,809.22	154,428,232.08		
Less: Other Non-Cash Disbursements:		862,765.80	4,000.18	866,765.98		
Disbursements effected through outright deductions from claims		862,765.80	4,000.18	866,765.98		
Overpayment of expenses (e.g. personnel benefits)		0.00	0.00	0.00		
Restitution for loss of government property		0.00	0.00	0.00		
Liquidated damages and similar claims		862,765.80	4,000.18	866,765.98		
Others (e.g. TEF, BTR, Docs Stamp, etc.)		0.00	0.00	0.00		
Adjustments (e.g. cancelled/invalid checks)		0.00	0.00	0.00		
Balance of Disbursement Authorities as at date		12,420,436.03	(8,292,130.90)	4,128,305.13		
Total Disbursements Program		198,879,663.00	23,194,000.00	222,073,663.00		
Less: Actual Disbursements		121,942,422.86	32,485,809.22	154,428,232.08		
(Over)/Under spending		76,937,240.14	(9,291,809.22)	67,645,430.92		

Certified Correct:

CHERRY PEARL C. RIVERA
Accountant III
Date: November 10, 2023 05:11 PM

Recommending

AIMEE T. FULGENCIO
Chief, AFMD
Date: November 10, 2023 05:19 PM

Approved By:

LIZA G. BATTAD
Executive Director
Date: November 10, 2023 05:19 PM