



STATEMENT OF APPROVED BUDGET, UTILIZATIONS, DISBURSEMENTS AND BALANCES
(For Off-Budgetary Funds)
As at the Quarter Ending March 31, 2024

Department : Department of Agriculture (DA)
 Agency/Entity : Philippine Carabao Center
 Operating Unit : < not applicable >
 Organization Code (UACS) : 05 010 0000000
 Fund Cluster : 06 - Business Related Funds
 (e.g. UACS Fund Cluster: 05-Internally Generated Funds and 06-Business Related Funds)


Particulars	UACS CODE	Approved Budget			Utilizations					Total	Disbursements				Total	Unutilized Budget	Balances	
		Approved Budgeted Revenue	Adjustments (Reductions, Modifications/ Augmentations)	Adjusted Budgeted Revenue	1st Quarter Ending March 31	2nd Quarter Ending June 30	3rd Quarter Ending September 30	4th Quarter Ending December 31	1st Quarter Ending March 31		2nd Quarter Ending June 30	3rd Quarter Ending September 30	4th Quarter Ending December 31	Unpaid Obligations (10-15)=(17+18)			Due and Demandable	Not Yet Due and Demandable
1	2	3	4	5=[3+(-)4]	6	7	8	9	10=(6+7+8+9)	11	12	13	14	15=(11+12+13+14)	16=(5-10)	17	18	
General Administration and Support	1000000000000000	12,251,493.98	1,623,983.17	13,775,477.15	1,568,391.17	0.00	0.00	0.00	1,568,391.17	289,116.22	0.00	0.00	0.00	289,116.22	12,207,086.98	0.00	1,279,274.95	
General Management and Supervision	100000100001000	12,251,493.98	1,623,983.17	13,775,477.15	1,568,391.17	0.00	0.00	0.00	1,568,391.17	289,116.22	0.00	0.00	0.00	289,116.22	12,207,086.98	0.00	1,279,274.95	
MOOE		10,827,343.48	1,448,983.17	12,276,326.65	1,548,891.17	0.00	0.00	0.00	1,548,891.17	289,116.22	0.00	0.00	0.00	289,116.22	10,727,435.48	0.00	1,259,774.95	
CO		1,424,150.50	75,000.00	1,499,150.50	19,500.00	0.00	0.00	0.00	19,500.00	0.00	0.00	0.00	0.00	0.00	1,479,650.50	0.00	19,500.00	
Sub-Total, General Administration and Support		12,251,493.98	1,623,983.17	13,775,477.15	1,568,391.17	0.00	0.00	0.00	1,568,391.17	289,116.22	0.00	0.00	0.00	289,116.22	12,207,086.98	0.00	1,279,274.95	
PS		0.00	0.00	0.00	0.00	0.00	0.00	0.00	0.00	0.00	0.00	0.00	0.00	0.00	0.00	0.00	0.00	
MOOE		10,827,343.48	1,448,983.17	12,276,326.65	1,548,891.17	0.00	0.00	0.00	1,548,891.17	289,116.22	0.00	0.00	0.00	289,116.22	10,727,435.48	0.00	1,259,774.95	
FinEx (if Applicable)		0.00	0.00	0.00	0.00	0.00	0.00	0.00	0.00	0.00	0.00	0.00	0.00	0.00	0.00	0.00	0.00	
CO		1,424,150.50	75,000.00	1,499,150.50	19,500.00	0.00	0.00	0.00	19,500.00	0.00	0.00	0.00	0.00	0.00	1,479,650.50	0.00	19,500.00	
Operations	3000000000000000	112,180,347.21	40,872,525.47	153,052,872.68	63,258,136.01	0.00	0.00	0.00	63,258,136.01	41,099,462.83	0.00	0.00	0.00	41,099,462.83	89,794,736.87	0.00	22,158,673.18	
OO : Carabao-based enterprises enhanced	3100000000000000	112,180,347.21	40,872,525.47	153,052,872.68	63,258,136.01	0.00	0.00	0.00	63,258,136.01	41,099,462.83	0.00	0.00	0.00	41,099,462.83	89,794,736.87	0.00	22,158,673.18	
NATIONAL CARABAO DEVELOPMENT PROGRAM	3101000000000000	112,180,347.21	40,872,525.47	153,052,872.68	63,258,136.01	0.00	0.00	0.00	63,258,136.01	41,099,462.83	0.00	0.00	0.00	41,099,462.83	89,794,736.87	0.00	22,158,673.18	
Intensification of the National Upgrading Program	310100100002000	15,723,002.74	26,314,079.23	42,037,081.97	41,319,915.00	0.00	0.00	0.00	41,319,915.00	32,098,550.00	0.00	0.00	0.00	32,098,550.00	717,266.87	0.00	9,221,265.00	
MOOE		15,723,002.74	25,396,812.26	41,119,815.00	41,119,815.00	0.00	0.00	0.00	41,119,815.00	31,898,550.00	0.00	0.00	0.00	31,898,550.00	0.00	0.00	9,221,265.00	
CO		0.00	917,266.87	917,266.87	200,000.00	0.00	0.00	0.00	200,000.00	200,000.00	0.00	0.00	0.00	200,000.00	717,266.87	0.00	0.00	
Carabao-Based Enterprise Development	310100100003000	96,457,344.47	14,558,446.24	111,015,790.71	21,938,321.01	0.00	0.00	0.00	21,938,321.01	9,000,912.83	0.00	0.00	0.00	9,000,912.83	88,077,469.70	0.00	22,158,673.18	
MOOE		57,059,907.52	24,094,672.44	81,154,579.96	19,955,540.21	0.00	0.00	0.00	19,955,540.21	9,000,912.83	0.00	0.00	0.00	9,000,912.83	61,199,039.75	0.00	10,954,627.38	
CO		39,397,436.95	(9,536,226.20)	29,861,210.75	1,982,780.80	0.00	0.00	0.00	1,982,780.80	0.00	0.00	0.00	0.00	0.00	27,878,429.95	0.00	1,982,780.80	
Sub-Total, Operations		112,180,347.21	40,872,525.47	153,052,872.68	63,258,136.01	0.00	0.00	0.00	63,258,136.01	41,099,462.83	0.00	0.00	0.00	41,099,462.83	89,794,736.87	0.00	22,158,673.18	
PS		0.00	0.00	0.00	0.00	0.00	0.00	0.00	0.00	0.00	0.00	0.00	0.00	0.00	0.00	0.00	0.00	
MOOE		72,762,910.28	49,491,484.70	122,274,394.96	61,075,365.21	0.00	0.00	0.00	61,075,365.21	40,899,462.83	0.00	0.00	0.00	40,899,462.83	61,199,039.75	0.00	20,176,882.38	
FinEx (if Applicable)		0.00	0.00	0.00	0.00	0.00	0.00	0.00	0.00	0.00	0.00	0.00	0.00	0.00	0.00	0.00	0.00	
CO		38,397,436.95	(8,818,969.23)	30,778,477.72	2,182,780.80	0.00	0.00	0.00	2,182,780.80	200,000.00	0.00	0.00	0.00	200,000.00	28,596,696.92	0.00	1,982,780.80	
GRAND TOTAL		124,431,841.19	42,396,508.64	166,828,349.83	84,826,827.18	0.00	0.00	0.00	84,826,827.18	41,388,579.05	0.00	0.00	0.00	41,388,579.05	102,001,822.85	0.00	23,437,948.13	
PS		0.00	0.00	0.00	0.00	0.00	0.00	0.00	0.00	0.00	0.00	0.00	0.00	0.00	0.00	0.00	0.00	
MOOE		83,610,253.74	60,840,467.87	134,650,721.61	62,624,246.38	0.00	0.00	0.00	62,624,246.38	41,188,579.05	0.00	0.00	0.00	41,188,579.05	71,926,475.23	0.00	21,435,667.33	
FinEx (if Applicable)		0.00	0.00	0.00	0.00	0.00	0.00	0.00	0.00	0.00	0.00	0.00	0.00	0.00	0.00	0.00	0.00	
CO		40,821,687.45	(8,843,969.23)	32,277,628.22	2,202,280.80	0.00	0.00	0.00	2,202,280.80	200,000.00	0.00	0.00	0.00	200,000.00	30,075,347.42	0.00	2,002,280.80	

Certified Correct:

 JOSHUA G. VILLANUEVA
 Budget Officer
 Date: April 29, 2024 10:35 AM

Certified Correct:

 CHERRY PEARL C. RIVERA
 Accountant III
 Date: April 29, 2024 10:35 AM

Recommended Approval By:

 AIMEE T. FULGENCIO
 Chief, AFMS
 Date: April 29, 2024 05:43 PM

Approved By:

 LIZA G. BATTAD
 Executive Director
 Date: April 29, 2024 05:45 PM