

MONTHLY REPORT OF DISBURSEMENTS
For the month of April 2024

Department : Department of Agriculture (DA)
 Agency/Entity : Philippine Carabao Center
 Operating Unit : < not applicable >
 Organization Code (UACS) : 05 010 0000000
 Fund Cluster : 02 - Foreign Assisted Projects Fund
 (e.g. UACS Fund Cluster: 01-Regular Agency Fund, 02-Foreign Assisted Projects Fund, 03-Special Account-Locally Funded/Domestic Grants Fund, etc.)

Particulars	Current Year Budget					Prior Year's Budget											Trust Liabilities				Grand Total					Remarks		
	PS	MOOE	FinEx	CO	TOTAL	Prior Year's Accounts Payable					Current Year's Accounts Payable					TOTAL	SUB-TOTAL	PS	MOOE	CO	TOTAL	PS	MOOE	FinEx	CO		TOTAL	
						PS	MOOE	FinEx	CO	Sub-Total	PS	MOOE	FinEx	CO	Sub-Total													
	7	8	9	10	11=(7+8+9+10)	12	13	14	15	16=	17=(11+16)	18=(6+17)	19	20	21	22=(1	23	24	25	26	27=(23+24+25+26)	28						
CASH DISBURSEMENTS	0.00	0.00	0.00	0.00	0.00	0.00	1,296,242.68	0.00	0.00	1,296,242.68	0.00	280,686.77	0.00	0.00	280,686.77	1,576,929.45	1,576,929.45	0.00	0.00	0.00	0.00	0.00	1,576,929.45	0.00	0.00	0.00	0.00	1,576,929.45
Notice of Cash Allocation (NCA)	0.00	0.00	0.00	0.00	0.00	0.00	1,296,242.68	0.00	0.00	1,296,242.68	0.00	280,686.77	0.00	0.00	280,686.77	1,576,929.45	1,576,929.45	0.00	0.00	0.00	0.00	0.00	1,576,929.45	0.00	0.00	0.00	0.00	1,576,929.45
MDS Checks Issued	0.00	0.00	0.00	0.00	0.00	0.00	0.00	0.00	0.00	0.00	0.00	1,710.00	0.00	0.00	1,710.00	1,710.00	1,710.00	0.00	0.00	0.00	0.00	0.00	1,710.00	0.00	0.00	0.00	0.00	1,710.00
Advice to Debit Account	0.00	0.00	0.00	0.00	0.00	0.00	1,296,242.68	0.00	0.00	1,296,242.68	0.00	278,976.77	0.00	0.00	278,976.77	1,575,219.45	1,575,219.45	0.00	0.00	0.00	0.00	0.00	1,575,219.45	0.00	0.00	0.00	0.00	1,575,219.45
Notice of Transfer Allocations (NTA)	0.00	0.00	0.00	0.00	0.00	0.00	0.00	0.00	0.00	0.00	0.00	0.00	0.00	0.00	0.00	0.00	0.00	0.00	0.00	0.00	0.00	0.00	0.00	0.00	0.00	0.00	0.00	0.00
MDS Checks Issued	0.00	0.00	0.00	0.00	0.00	0.00	0.00	0.00	0.00	0.00	0.00	0.00	0.00	0.00	0.00	0.00	0.00	0.00	0.00	0.00	0.00	0.00	0.00	0.00	0.00	0.00	0.00	0.00
Advice to Debit Account	0.00	0.00	0.00	0.00	0.00	0.00	0.00	0.00	0.00	0.00	0.00	0.00	0.00	0.00	0.00	0.00	0.00	0.00	0.00	0.00	0.00	0.00	0.00	0.00	0.00	0.00	0.00	0.00
Working Fund for FAPs	0.00	0.00	0.00	0.00	0.00	0.00	0.00	0.00	0.00	0.00	0.00	0.00	0.00	0.00	0.00	0.00	0.00	0.00	0.00	0.00	0.00	0.00	0.00	0.00	0.00	0.00	0.00	0.00
Cash Disbursement Ceiling (CDC)	0.00	0.00	0.00	0.00	0.00	0.00	0.00	0.00	0.00	0.00	0.00	0.00	0.00	0.00	0.00	0.00	0.00	0.00	0.00	0.00	0.00	0.00	0.00	0.00	0.00	0.00	0.00	0.00
TOTAL CASH DISBURSEMENTS	0.00	0.00	0.00	0.00	0.00	0.00	1,296,242.68	0.00	0.00	1,296,242.68	0.00	280,686.77	0.00	0.00	280,686.77	1,576,929.45	1,576,929.45	0.00	0.00	0.00	0.00	0.00	1,576,929.45	0.00	0.00	0.00	0.00	1,576,929.45
NON-CASH DISBURSEMENTS	0.00	0.00	0.00	0.00	0.00	0.00	26,312.09	0.00	0.00	26,312.09	0.00	3,256.07	0.00	0.00	3,256.07	29,568.16	29,568.16	0.00	0.00	0.00	0.00	0.00	29,568.16	0.00	0.00	0.00	0.00	29,568.16
Tax Remittance Advices Issued (TRA)	0.00	0.00	0.00	0.00	0.00	0.00	25,157.69	0.00	0.00	25,157.69	0.00	3,256.07	0.00	0.00	3,256.07	28,413.76	28,413.76	0.00	0.00	0.00	0.00	0.00	28,413.76	0.00	0.00	0.00	0.00	28,413.76
Non-Cash Availment Authority (NCAA)	0.00	0.00	0.00	0.00	0.00	0.00	0.00	0.00	0.00	0.00	0.00	0.00	0.00	0.00	0.00	0.00	0.00	0.00	0.00	0.00	0.00	0.00	0.00	0.00	0.00	0.00	0.00	0.00
Disbursements effected through outright deductions from claims (please specify)	0.00	0.00	0.00	0.00	0.00	0.00	1,154.40	0.00	0.00	1,154.40	0.00	0.00	0.00	0.00	0.00	1,154.40	1,154.40	0.00	0.00	0.00	0.00	0.00	1,154.40	0.00	0.00	0.00	0.00	1,154.40
Overpayment of expenses(e.g. personnel benefits)	0.00	0.00	0.00	0.00	0.00	0.00	0.00	0.00	0.00	0.00	0.00	0.00	0.00	0.00	0.00	0.00	0.00	0.00	0.00	0.00	0.00	0.00	0.00	0.00	0.00	0.00	0.00	0.00
Restitution for loss of government property	0.00	0.00	0.00	0.00	0.00	0.00	0.00	0.00	0.00	0.00	0.00	0.00	0.00	0.00	0.00	0.00	0.00	0.00	0.00	0.00	0.00	0.00	0.00	0.00	0.00	0.00	0.00	0.00
Liquidated damages and similar claims	0.00	0.00	0.00	0.00	0.00	0.00	1,154.40	0.00	0.00	1,154.40	0.00	0.00	0.00	0.00	0.00	1,154.40	1,154.40	0.00	0.00	0.00	0.00	0.00	1,154.40	0.00	0.00	0.00	0.00	1,154.40
Others(TEF, BTR-Documentary Stamp Tax, etc.)	0.00	0.00	0.00	0.00	0.00	0.00	0.00	0.00	0.00	0.00	0.00	0.00	0.00	0.00	0.00	0.00	0.00	0.00	0.00	0.00	0.00	0.00	0.00	0.00	0.00	0.00	0.00	0.00
TOTAL NON-CASH DISBURSEMENTS	0.00	0.00	0.00	0.00	0.00	0.00	26,312.09	0.00	0.00	26,312.09	0.00	3,256.07	0.00	0.00	3,256.07	29,568.16	29,568.16	0.00	0.00	0.00	0.00	0.00	29,568.16	0.00	0.00	0.00	0.00	29,568.16
GRAND TOTAL	0.00	0.00	0.00	0.00	0.00	0.00	1,322,554.77	0.00	0.00	1,322,554.77	0.00	283,942.84	0.00	0.00	283,942.84	1,606,497.61	1,606,497.61	0.00	0.00	0.00	0.00	0.00	1,606,497.61	0.00	0.00	0.00	0.00	1,606,497.61

MONTHLY REPORT OF DISBURSEMENTS
For the month of April 2024


Department : Department of Agriculture (DA)
 Agency/Entity : Philippine Carabao Center
 Operating Unit : < not applicable >
 Organization Code (UACS) : 05 010 000000
 Fund Cluster : 02 - Foreign Assisted Projects Fund
 (e.g. UACS Fund Cluster: 01-Regular Agency Fund, 02-Foreign Assisted Projects Fund, 03-Special Account-Locally Funded/Domestic Grants Fund, etc.)

SUMMARY


Particulars (1)	Previous Report (2)	This Month (3)	As at Date (4)
Total Disbursement Authorities Received	2,868,081.61	28,413.76	2,896,495.37
NCA	2,599,850.00	0.00	2,599,850.00
NTA	0.00	0.00	0.00
Working Fund	0.00	0.00	0.00
TRA	268,231.61	28,413.76	296,645.37
CDC	0.00	0.00	0.00
NCAA	0.00	0.00	0.00
Less: Notice of Transfer of Allocations (NTA)* issued	0.00	0.00	0.00
Total Disbursement Authorities Available	2,868,081.61	28,413.76	2,896,495.37
Less:	0.00	0.00	0.00
Lapsed NCA	0.00	0.00	0.00
Disbursements	991,940.39	1,606,497.61	2,598,438.00
Less: Other Non-Cash Disbursements	0.00	1,154.40	1,154.40
Disbursements effected through outright deductions from claims	0.00	1,154.40	1,154.40
Overpayment of expenses(e.g. personnel benefits)	0.00	0.00	0.00
Restitution for loss of government property	0.00	0.00	0.00
Liquidated damages and similar claims	0.00	1,154.40	1,154.40
Others (e.g. TEF, BTr, Docs Stamp, etc.)	0.00	0.00	0.00
Add/Less: Adjustments (e.g. cancelled/staled checks)	0.00	0.00	0.00
Balance of Disbursement Authorities as at date	1,876,141.22	(1,576,929.45)	299,211.77
Total Disbursements Program	2,599,850.00	0.00	2,599,850.00
Less: *Actual Disbursements	991,940.39	1,606,497.61	2,598,438.00
(Over)/Under spending	1,607,909.61	(1,606,497.61)	1,412.00

Notes: * The use of NTA is discouraged
 Notes: ** Amounts should tally with the grand total disbursement (column 27).


Certified Correct:


CHERRY PEARL ORIVERA
 Accountant III
 Date: May 6, 2024 05:59 PM

Recommending Approval:


AIMEE T. FULGENCIO
 Chief, AFMD
 Date: May 8, 2024 06:00 PM

Approved By:


LIZA G. BATTAD
 Executive Director III
 Date: May 6, 2024 06:00 PM